

United States Department of Agriculture  
Agricultural Marketing Service



## My Market News Cotton User Guide

USDA AMS Cotton and Tobacco Program  
3275 Appling Road  
Memphis, TN 38133  
Version 1.0

<https://mymarketnews.ams.usda.gov/>

May 2020

# My Market News USER GUIDE – Cotton Reports

## Table of Contents

|  |           |
|--|-----------|
| <b>SECTION 1: INTRODUCTION .....</b>                                       | <b>3</b>  |
| <b>SECTION 2: SEARCH MARKET NEWS DATABASE .....</b>                        | <b>3</b>  |
| <b>SECTION 3: SEARCH PREVIOUS REPORTS.....</b>                             | <b>6</b>  |
| <b>SECTION 4: MARKET NEWS APPLICATION PROGRAMMING INTERFACE (API).....</b> | <b>8</b>  |
| <b>SECTION 5: REPORT INDEX .....</b>                                       | <b>9</b>  |
| <b>SECTION 6: QUICK TIPS.....</b>  | <b>11</b> |



# My Market News USER GUIDE – Cotton Reports

## Section 1: Introduction

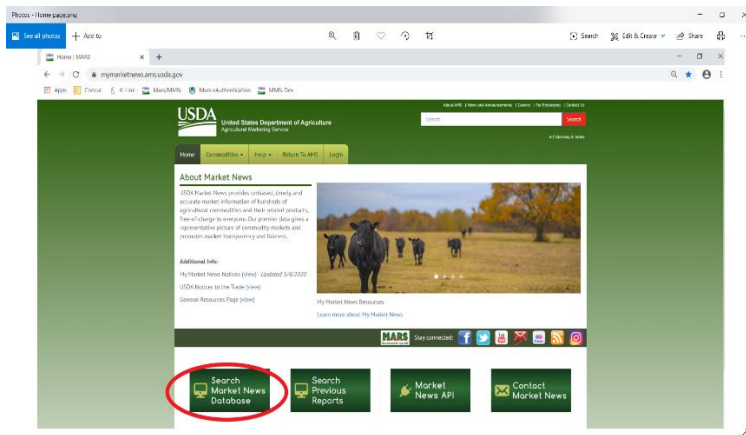
Market Analysis Reporting System (MARS) is a standardized information management system that allows Market News to collect and distribute information from remote locations by combining all reporting functions into a single, user-managed platform. MARS will facilitate the flow of data from the data provider to agency analysts and to the public and allow users to create unique content.

My Market News (MMN) is the public-facing side of MARS. It is a program that serves to disseminate the information that Agricultural Marketing Service market reporters collect, record, and report.

For Cotton and Tobacco Market News, the My Market News site provides easy access to archived Cotton Quality Reports, quality data, cotton price reports, and the Weekly Cotton Market Review.

The site can be found at <https://mymarketnews.ams.usda.gov/>.

## Section 2: SEARCH MARKET NEWS DATABASE

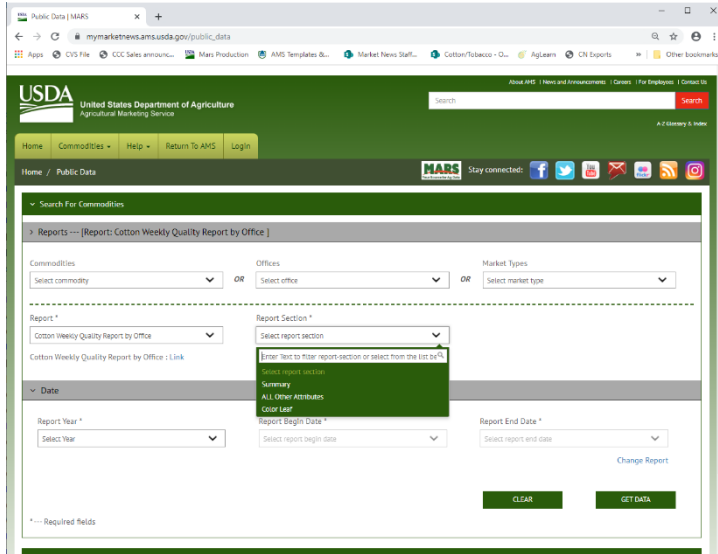


To find report **DATA**:

From the My Market News home page, click on the **Search Market News Database** button

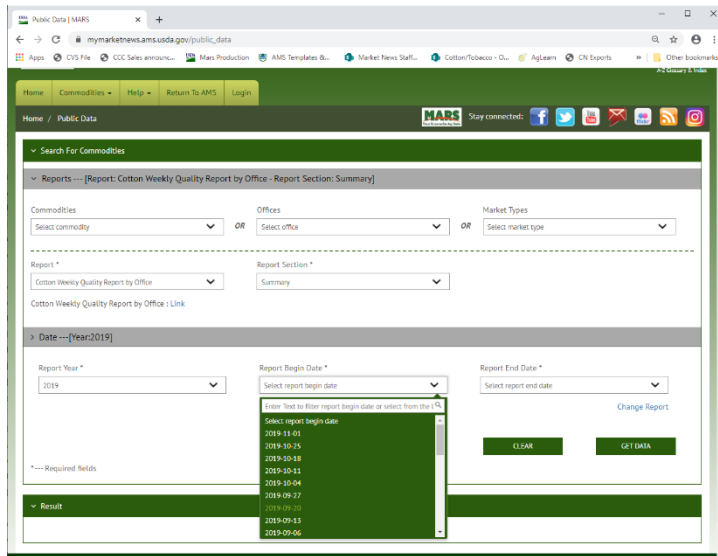
# My Market News USER GUIDE – Cotton Reports

From here you can either go to the drop-down menu under Market Types and select Cotton Quality or go to the Report Box and type either “Cotton” or “Quality” and select the report that you want to view the data for.



Some report data is split into different sections. The sections available vary by report. Click on the dropdown menu in the Report Section Box to see what is available for the report you are looking for. The following reports have multiple sections.

- Cotton Weekly Quality Report by Office
- Cotton Weekly Quality Report by State
- Monthly Season to Date Cotton Quality Report
- Annual Cotton Quality Report





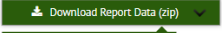
Once you have selected the report you want and the section (if needed) you are ready to select the date of the report that you want. First select the year, then the beginning and or ending date.

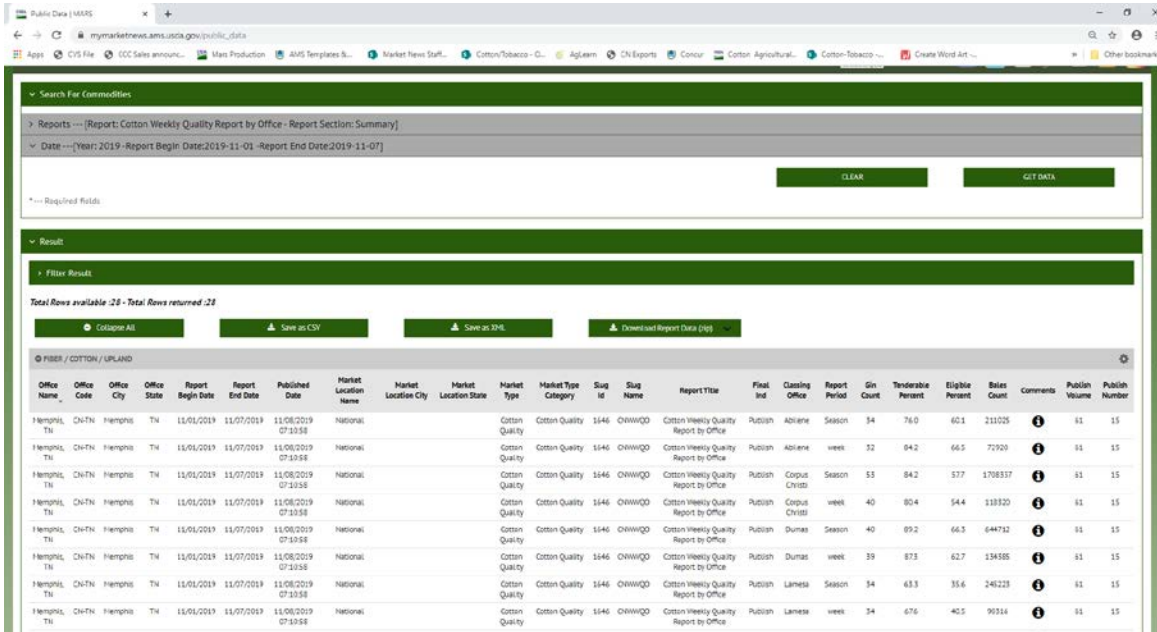
Once you have selected the date you want, click on the **GET DATA** button.



# My Market News USER GUIDE – Cotton Reports

Below is a screen shot of the Cotton Weekly Quality Report by Office (Summary Report Section) for the Week ending 11/7/2019. From here you can Save the data as:

- CSV file 
- XML file 
- Download Report Data (zip) 



Search For Commodities

Reports --- [Report: Cotton Weekly Quality Report by Office - Report Section: Summary]

Date --- [Year: 2019 - Report Begin Date: 2019-11-01 - Report End Date: 2019-11-07]

Result

Filter Results

Total Rows available :28 - Total Rows returned :28

Download Report Data (zip)

| Office Name | Office Code | Office City | Office State | Report Begin Date | Report End Date | Published Date      | Market Location Name | Market Location City | Market Location State | Market Type    | Market Type Category | Slug Id | Slug Name | Report Title                           | Final Ind | Classing Office | Report Period | Gin Count | Tenderable Percent | Eligible Percent | Bales Count | Comments | Publish Volume | Publish Number |
|-------------|-------------|-------------|--------------|-------------------|-----------------|---------------------|----------------------|----------------------|-----------------------|----------------|----------------------|---------|-----------|--|-----------|-----------------|---------------|-----------|--------------------|------------------|-------------|----------|----------------|----------------|
| Hempfil, TN | Ch-TN       | Hempfil, TN | TN           | 11/01/2019        | 11/07/2019      | 11/08/2019 07:13:58 | National             |                      |                       | Cotton Quality | Cotton Quality       | 1446    | CHWWQD    | Cotton Weekly Quality Report by Office | Publsh    | Ahiane          | Season        | 34        | 76.0               | 60.1             | 211025      |          | 81             | 15             |
| Hempfil, TN | Ch-TN       | Hempfil, TN | TN           | 11/01/2019        | 11/07/2019      | 11/08/2019 07:13:58 | National             |                      |                       | Cotton Quality | Cotton Quality       | 1446    | CHWWQD    | Cotton Weekly Quality Report by Office | Publsh    | Ahiane          | Week          | 32        | 84.2               | 66.5             | 73920       |          | 81             | 15             |
| Hempfil, TN | Ch-TN       | Hempfil, TN | TN           | 11/01/2019        | 11/07/2019      | 11/08/2019 07:13:58 | National             |                      |                       | Cotton Quality | Cotton Quality       | 1446    | CHWWQD    | Cotton Weekly Quality Report by Office | Publsh    | Copus Christi   | Season        | 53        | 84.2               | 57.7             | 1708317     |          | 81             | 15             |
| Hempfil, TN | Ch-TN       | Hempfil, TN | TN           | 11/01/2019        | 11/07/2019      | 11/08/2019 07:13:58 | National             |                      |                       | Cotton Quality | Cotton Quality       | 1446    | CHWWQD    | Cotton Weekly Quality Report by Office | Publsh    | Copus Christi   | Week          | 40        | 80.4               | 54.4             | 133320      |          | 81             | 15             |
| Hempfil, TN | Ch-TN       | Hempfil, TN | TN           | 11/01/2019        | 11/07/2019      | 11/08/2019 07:13:58 | National             |                      |                       | Cotton Quality | Cotton Quality       | 1446    | CHWWQD    | Cotton Weekly Quality Report by Office | Publsh    | Dumas           | Season        | 40        | 89.2               | 66.3             | 644742      |          | 81             | 15             |
| Hempfil, TN | Ch-TN       | Hempfil, TN | TN           | 11/01/2019        | 11/07/2019      | 11/08/2019 07:13:58 | National             |                      |                       | Cotton Quality | Cotton Quality       | 1446    | CHWWQD    | Cotton Weekly Quality Report by Office | Publsh    | Dumas           | Week          | 39        | 87.3               | 62.7             | 134385      |          | 81             | 15             |
| Hempfil, TN | Ch-TN       | Hempfil, TN | TN           | 11/01/2019        | 11/07/2019      | 11/08/2019 07:13:58 | National             |                      |                       | Cotton Quality | Cotton Quality       | 1446    | CHWWQD    | Cotton Weekly Quality Report by Office | Publsh    | Lamesa          | Season        | 34        | 63.3               | 35.6             | 246223      |          | 81             | 15             |
| Hempfil, TN | Ch-TN       | Hempfil, TN | TN           | 11/01/2019        | 11/07/2019      | 11/08/2019 07:13:58 | National             |                      |                       | Cotton Quality | Cotton Quality       | 1446    | CHWWQD    | Cotton Weekly Quality Report by Office | Publsh    | Lamesa          | Week          | 34        | 67.6               | 40.5             | 90314       |          | 81             | 15             |

| Eligible Percent | Bales Count |
|------------------|-------------|
| 61.9             | 294266      |
| 66.5             | 83241       |
| 57.5             | 1810694     |
| 54.4             | 102374      |
| 65.4             | 778988      |
| 61.3             | 134281      |
| 36.0             | 352753      |
| 37.2             | 87557       |
| 33.2             | 713554      |
| 32.3             | 265622      |

Previous 1 2 3 Next

Preferences  
Fiber / Cotton / Upland

- Office Name
- Office Code
- Office City
- Office State
- Report Begin Date
- Report End Date
- Published Date
- Market Location Name
- Market Location City
- Market Location State
- Market Type
- Market Type Category
- Slug Id
- Slug Name
- Report Title

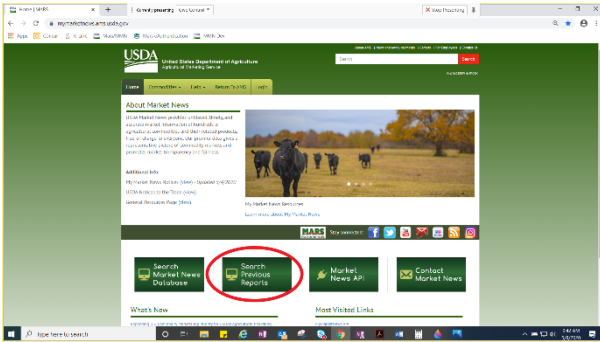
Save Cancel Reset

Customize the fields on the screen by clicking on the gear.



# My Market News USER GUIDE – Cotton Reports

## Section 3: SEARCH PREVIOUS REPORTS



The best way to find previous Cotton Quality Reports is to go to the My Market News home page (<https://mymarketnews.ams.usda.gov/>).

Click on the **Search Previous Reports** button.

To find previous Cotton Quality Reports, select Cotton Quality from the Market Types drop down menu and select Apply. If you are looking for Cotton Price Reports, select Cotton Prices from the Market Types drop down menu and select Apply.

You can also type either “Cotton” or “Quality” or search by **Slug ID** (a unique 4-digit number assigned to each report) or **Slug Name** (a unique code assigned to each report). All Cotton related report **Slug IDs** and **Slug Names** are listed at the end of this document.

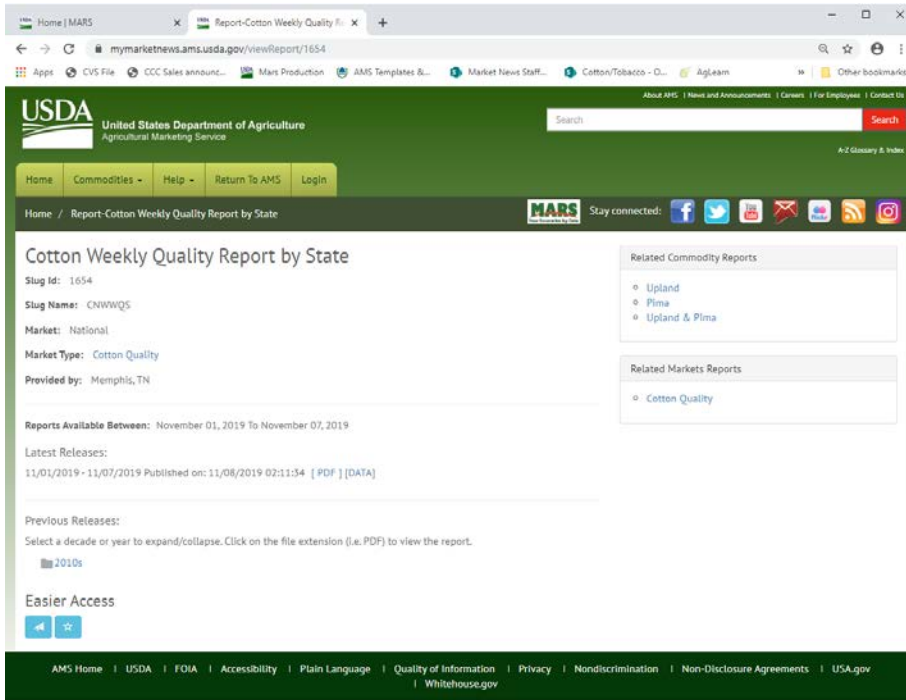
To view the report, click on the “view report’ link in the Document column.

A screenshot of the MyMarketNews (MMN) Reports search interface. At the top, there are links for 'MyMarketNews (MMN) Homepage', 'AMS Homepage', and 'Contact an Expert'. Below these links is a 'Reports' section with search filters for 'Slug ID (field\_slug\_id)', 'Slug Name', 'Report Title', 'Published Date', and 'Report Date'. A 'Market Types' dropdown menu is highlighted with a red box and set to 'Cotton Quality'. An 'Apply' button is to the right. Below the filters is a table of reports with columns for Slug ID, Slug Name, Report Title, Published Date, Report Date, Report Status, and Document. The 'Document' column contains 'view report' links, with the first one circled in red.

| Slug ID | Slug Name | Report Title                                  | Published Date         | Report Date             | Report Status | Document                    |
|---------|-----------|---|------------------------|-------------------------|---------------|-----------------------------|
| 1659    | CNMMCQ    | Monthly Season to Date Cotton Quality Report  | 03-27-2020 02:16:07 pm | 2019-07-01 - 2020-03-26 | Final         | <a href="#">view report</a> |
| 1659    | CNMMCQ    | Monthly Season to Date Cotton Quality Report  | 03-27-2020 02:09:57 pm | 2019-07-01 - 2020-02-27 | Final         | <a href="#">view report</a> |
| 1660    | CNMCQS_R  | Season To Date Quality Summary by Region      | 03-27-2020 01:57:46 pm | 2019-07-01 - 2020-03-26 | Final         | <a href="#">view report</a> |
| 1653    | CNMCQS_S  | Season To Date Quality Summary by State       | 03-27-2020 01:08:49 pm | 2019-07-01 - 2020-03-26 | Final         | <a href="#">view report</a> |
| 1649    | CNMCQS_O  | Season to Date Quality Summary by Office      | 03-27-2020 12:59:46 pm | 2019-07-01 - 2020-03-26 | Final         | <a href="#">view report</a> |
| 1631    | CNWWCO-50 | Abilene Classing Office Weekly Quality Report | 03-27-2020 09:26:07 am | 2020-03-20 - 2020-03-26 | Final         | <a href="#">view report</a> |
| 1646    | CNWWQO    | Cotton Weekly Quality Report by Office        | 03-27-2020 08:50:48 am | 2020-03-20 - 2020-03-26 | Final         | <a href="#">view report</a> |
| 1654    | CNWWQS    | Cotton Weekly Quality Report by State         | 03-27-2020 08:50:05 am | 2020-03-20 - 2020-03-26 | Final         | <a href="#">view report</a> |
| 1625    | CNDCQS    | Daily Cotton Quality Summary by Office        | 03-27-2020 08:31:36 am | 2019-07-01 - 2020-03-26 | Final         | <a href="#">view report</a> |

# My Market News USER GUIDE – Cotton Reports

In Search Previous Reports, if you click on the **Slug ID**, you will be taken to a page with information about the individual report.



Near the bottom of this page there is a folder. Click on the folder, it will expand and all the available archived issues of the report are displayed by month. Currently, the system has reports beginning in March 2019. Historical reports will be added in the coming months. You can also become a registered user and subscribe to the report.

# My Market News USER GUIDE – Cotton Reports

## Section 4: Market News Application Programming Interface (API)

An API is a tool that allows data to be retrieved from one system by another system or application. The data can then be used in other websites, applications, compiled into reports, for your own data analysis, and more. APIs are all about connection and information sharing - integrating data from one source to another. APIs were created to satisfy a demand for access to data. The more APIs that are developed, the more the appetite for API consumption has grown. APIs enable website, web, and mobile software to build applications that were not possible before APIs.

For more information on how to set up an API, please refer to MMN API at <https://mymarketnews.ams.usda.gov/mars-api/getting-started>.

The Livestock, Poultry, and Seed Program has also developed a very good API guide for Excel users. [The My Market News API & Livestock Mandatory Price Reporting in Microsoft Excel User Guide, v1.3](#)





# My Market News USER GUIDE – Cotton Reports

## Section 5: Report Index

| SLUG ID              | SLUG NAME     | REPORT TITLE  |
|----------------------|---------------|---|
| <a href="#">1652</a> | CNDCQS_S      | Daily Cotton Quality Summary by State   |
| <a href="#">1625</a> | CNDCQS        | Daily Cotton Quality Summary by Office  |
| <a href="#">1654</a> | CNWWQS        | Cotton Weekly Quality Report by State   |
| <a href="#">1646</a> | CNWWQO        | Cotton Weekly Quality Report by Office  |
| <a href="#">1653</a> | CNMCQS_S      | Season to Date Quality Summary by State   |
| <a href="#">1649</a> | CNMCQS_O      | Season to Date Quality Summary by Office  |
| <a href="#">1660</a> | CNMCQS_R      | Season to Date Quality Summary by Region  |
| <a href="#">1659</a> | CNMMCQ        | Monthly Season to Date Cotton Quality Report  |
| <a href="#">1658</a> | CNAACQ        | Annual Cotton Quality Report  |
| <a href="#">1631</a> | CNWQCO-50     | Abilene Classing Office Weekly Quality Report   |
| <a href="#">1632</a> | CNWQCO-60     | Corpus Christi Classing Office Weekly Quality Report  |
| <a href="#">1629</a> | CNWQCO-30     | Dumas Classing Office Weekly Quality Report   |
| <a href="#">1626</a> | CNWQCO-03     | Florence Classing Office Weekly Quality Report  |
| <a href="#">1634</a> | CNWQCO-72     | Lamesa Classing Office Weekly Quality Report  |
| <a href="#">1633</a> | CNWQCO-70     | Lubbock Classing Office Weekly Quality Report   |
| <a href="#">1627</a> | CNWQCO-07     | Macon Classing Office Weekly Quality Report   |
| <a href="#">1630</a> | CNWQCO-40     | Memphis Classing Office Weekly Quality Report   |
| <a href="#">1628</a> | CNWQCO-28     | Rayville Classing Office Weekly Quality Report  |
| <a href="#">1635</a> | CNWQCO-96     | Visalia Classing Office Weekly Quality Report   |
| <a href="#">1590</a> | CNAVAR        | CTN Yearly Varieties Report   |
| <a href="#">1613</a> | CN_FC_OFF     | Forward Contracting Report  |
| <a href="#">1615</a> | CNAOCMS       | Organic Cotton Market Summary   |
| <a href="#">3002</a> | <b>CNDDSQ</b> | <b>(CNDDSQ) Daily Spot Cotton Quotations</b>  |
| <a href="#">3004</a> | MP_CN001      | (MP_CN001) Daily Spot Quotations, excerpts  |
| <a href="#">3005</a> | MP_CN002      | (MP_CN002) Daily Spot Quotations, Pg 1 (front page)   |
| <a href="#">3009</a> | MP_CN003      | (MP_CN003) Daily Spot Quotations, Pg 2 (Upland, SE differences)                             |
| <a href="#">3010</a> | MP_CN004      | (MP_CN004) Daily Spot Quotations, Pg 3 (Upland, N. Delta differences)                       |
| <a href="#">3011</a> | MP_CN005      | (MP_CN005) Daily Spot Quotations, Pg 4 (Upland, S. Delta differences)                       |
| <a href="#">3012</a> | MP_CN006      | (MP_CN006) Daily Spot Quotations, Pg 5, 6 (Upland, E. Texas-OK differences)                 |
| <a href="#">3013</a> | MP_CN007      | (MP_CN007) Daily Spot Quotations, Pg 7, 8 (Upland, W. Texas differences)                    |
| <a href="#">3014</a> | MP_CN008      | (MP_CN008) Daily Spot Quotations, Pg 9 (Upland, Desert Southwest differences)               |
| <a href="#">3006</a> | MP_CN009      | (MP_CN009) Daily Spot Quotations, Pg 10 (Upland, San Joaquin Valley differences)            |
| <a href="#">3008</a> | MP_CN010      | (MP_CN010) Daily Spot Quotations, Pg 12, 13 (Upland, U.S. seven-market average differences) |
| <a href="#">3007</a> | MP_CN011      | (MP_CN011) Daily Spot Quotations, Pg 11 (Pima, Desert Southwest and San Joaquin Valley)     |
| <a href="#">3018</a> | MP_CN020      | (MP_CN020) Cotton Futures Closing Prices  |
| <a href="#">2999</a> | MP_CN021      | (MP_CN021) Base Prices by Growth Areas  |
| <a href="#">3023</a> | MP_CN022      | (MP_CN022) Southeast Base Prices and Transactions   |

## My Market News USER GUIDE – Cotton Reports

| SLUG ID              | SLUG NAME      | REPORT TITLE  |
|----------------------|----------------|---|
| <a href="#">3020</a> | MP_CN023       | (MP_CN023) North Delta Base Prices and Transactions   |
| <a href="#">3022</a> | MP_CN024       | (MP_CN024) South Delta Base Prices and Transactions   |
| <a href="#">3016</a> | MP_CN025       | (MP_CN025) East Texas-Oklahoma Base Prices and Transactions                                 |
| <a href="#">3027</a> | MP_CN026       | (MP_CN026) West Texas Base Prices and Transactions  |
| <a href="#">3015</a> | MP_CN027       | (MP_CN027) Desert Southwest Base Prices and Transactions                                    |
| <a href="#">3021</a> | MP_CN028       | (MP_CN028) San Joaquin Valley Base Prices and Transactions                                  |
| <a href="#">3019</a> | MP_CN301       | (MP_CN301) Monthly Base Quality Price Data  |
| <a href="#">3024</a> | <b>CNWWCMR</b> | <b>Weekly Cotton Market Review (CNWWCMR)</b>  |
| <a href="#">3030</a> | MP_CN206       | Weekly Cotton Market Review, narrative (MP_CN206)   |
| <a href="#">3025</a> | MP_CN207       | Weekly Cotton Market Review, selected spot & landed mill quotations, differences (MP_CN207) |
| <a href="#">3026</a> | MP_CN208       | Weekly Cotton Market Review, selected tables (MP_CN208)                                     |



# My Market News USER GUIDE – Cotton Reports

## Section 6: Quick Tips

1. Slug identification numbers (ID) are assigned to classing offices and reports.
2. The Classing Offices slug identification numbers are:

| <b>Classing Office</b> | <b>SLUG ID</b> | <b>Classing Office</b> | <b>SLUG ID</b> |
|------------------------|----------------|------------------------|----------------|
| Abilene                | 1631           | Lubbock                | 1633           |
| Corpus                 | 1632           | Macon                  | 1627           |
| Dumas                  | 1629           | Memphis                | 1630           |
| Florence               | 1626           | Rayville               | 1628           |
| Lamesa                 | 1634           | Visalia                | 1635           |

3. All cotton data can be saved as a CSV and XML formats.
4. The portal is evolving, and new information will be added daily and/or weekly.
5. Registered Users can save the reports and see those reports each week in favorites. The system will automatically refresh the selected report links. Registered Users receive email notices as to when the favorite reports are updated and posted.
6. The portal contains a file depository for historical PDF and text reports. Reports may be available for the previous 2 years. The Market News Database information may contain up to 10 years of data upon completion.
7. MMN provides an Application Programming Interface (API). With some simple coding and a bit of programming know-how, users are able to tell their software to automatically pull raw Market News data from MMN through the API. While MMN provides a quick method to download data on the Home page through Search Market News Database, the API allows users to download large amounts of data that is published in our reports.

