



Specialty Crops Market News Division
U.S. Mexico Canada Agreement
Seasonal Perishable Products Weekly Update

Agricultural Marketing Service

Issued Weekly

Wednesday, February 26, 2025

This report provides trend analysis of the volume and prices of Seasonal Perishable commodities. Volume represents current week, and prices represent open (spot) market sales by first handlers on product of generally good quality and condition unless otherwise stated and may include promotional allowances or other incentives. The charts provide graphic representation of the volume and prices of the major commodities this week based on seasonal volume.

Agricultural Weather Outlook, provided by Brad Rippey, Agricultural Meteorologist, USDA/OCE/WAOB February 26, 2025: For the remainder of today, precipitation will spread from the Midwest into the Northeast, with rain and snow showers lingering through Thursday. Elsewhere, significant precipitation will be scarce, although snow will blanket portions of the upper Great Lakes region on Friday. The West will remain dry until the weekend, when some rain and snow showers will overspread the Pacific Coast States and the Great Basin. In contrast, completely dry weather will prevail during the next 5 days across the Deep South, the northwestern half of the Plains, and much of the Southwest. Meanwhile, mild weather will continue nationwide for the next several days, aside from a modest weekend cool spell across the Midwest and Northeast. The NWS 6- to 10-day outlook for March 3 – 7 calls for the likelihood of near- or above-normal temperatures and precipitation across much of the country. Cooler-than-normal conditions will be confined to much of Maine, California, and the Desert Southwest, while drier-than-normal weather should be limited to portions of western Texas and southern New Mexico.

Avocado movement from Mexico crossings through Texas is expected to remain about the same. Trading early was fairly slow, late is moderate. Prices of organic 48s are higher, Conventional 32-60s and 84s are lower, others are generally unchanged. Cartons 2 layers Hass 32-36s are mostly 82.25-84.25, 40s are mostly 73.25-75.25, 48s are mostly 72.25-74.25, 60s are mostly 56.25-58.25, 70s are mostly 34.25-36.25, and 84s are mostly 21.25-23.25; organic 48s are 82.25-84.25 and 60s are mostly 66.25-68.25. Extra services are included. Movement from South District California is expected to increase seasonally. The 2025 crop is currently estimated at 375,000,000 pounds. Trading is moderate. Unofficial prices from trade sources for carton 2 layers 48s are 70.25-80.25, 60s are 55.25-65.25, 70s are 36.25-42.25, and 84s are 24.25-34.25.

Blueberry movement of Chile imports, mostly via boat, through Philadelphia ports of entry is expected to increase. Trading is moderate. Prices are generally unchanged. Flats 12 1-pint cups with lids large are mostly 18.00-20.00; Organic Flats 12 1-pint cups with lids large are 30.00-34.00. Quality is generally good. Movement of Peru imports, mostly via boat, through Miami, Philadelphia and New York area ports of entry is expected to decrease seasonally. Trading is moderate. Prices of conventional pints are slightly lower; others are generally unchanged. Flats 12 1-pint cups with lids large are mostly 23.00-26.00; Flats 12 6-oz cups with lids large are mostly 14.00-16.00; organic Flats 12 1-pint cups with lids large are 34.00-36.00. Quality is generally good. Movement from Mexico crossings through Arizona, California and Texas is expected to increase. Trading is moderate. Prices are generally unchanged. Flats 12 6-ounce cups with lids are 14.00-18.00. Quality is variable.

Strawberry movement from Central Florida is expected to increase slightly. Trading is fairly slow. Prices are much lower. Flats 8 1-lb containers with lids large are mostly 10.00-12.00. Quality is generally good. Movement from Mexico crossings through Texas is expected to remain about the same. Trading early was active, late is moderate. Prices are lower. Flats 8 1-pound containers with lids medium are 12.00-15.00. Quality is variable. Most present shipments are

For more information on:

- [Shipping Point Report Details](#)
- [Movement Report Details](#)
- [Generating Custom Reports](#)

For assistance please contact: Lisa.VanMeter@usda.gov

<https://mymarketnews.ams.usda.gov>

from prior bookings and/or previous commitments. Movement from Mexico crossings through Otay Mesa, California is expected to increase. Trading early was active, late is moderate. Prices are lower. Flats 8 1-pound containers with lids medium are 12.00-15.00. Quality is variable. Many present shipments are from prior bookings and/or previous commitments. Movement from Oxnard, California is expected to increase. Trading early was active, late is moderate. Prices are lower. Flats 8 1-pound containers with lids medium are mostly 16.00. Quality is variable. Most present shipments are from prior bookings and/or previous commitments. Movement from Santa Maria, California is expected to increase. Trading early was active, late is moderate. Prices are lower. Flats 8 1-pound containers with lids medium are mostly 16.00-18.00. Quality is variable. Most present shipments are from prior bookings and/or previous commitments.

Cucumber movement from Mexico crossings through Nogales, Arizona is expected to decrease. Trading is moderate. Prices of 36s are slightly lower; others are generally unchanged. 1 1/9-bushel cartons of medium are 8.95-10.95, fair quality are 6.95-8.95, ordinary quality are 3.95-4.95; small are 5.95-6.95, large are mostly 10.95. Cartons 24s are 3.95-4.95, 36s are 4.95-6.95. Quality is variable. Movement from Mexico crossings through Texas is expected to decrease. Trading early was moderate, late is fairly slow. Prices are slightly lower. 1 1/9-bushel cartons of medium are mostly 10.95-12.95, fair quality are mostly 7.95-8.95, ordinary quality are mostly 6.95; large are mostly 14.95-16.95. Quality and condition are variable. Movement of Central America imports through South Florida ports of entry is expected to remain about the same. Supplies are very light and in few hands. Trading is moderate. Prices of medium are higher. From Honduras, waxed 1 1/9-bushel cartons of medium are mostly 16.00, fair quality are 10.00-12.00, large are 10.00-12.00. Quality and condition are generally good.

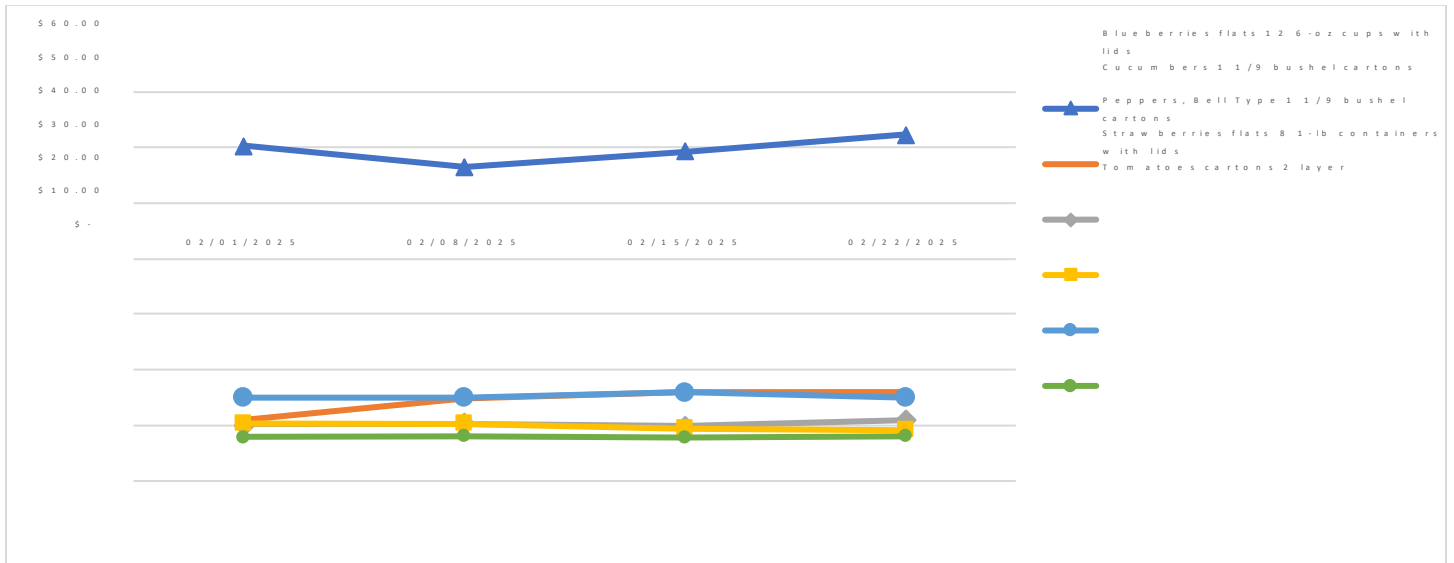
Green Bell Pepper movement from Mexico crossings through Nogales, Arizona is expected to decrease. Trading is moderate. Prices are slightly higher. 1 1/9-bushel cartons jumbo and extra-large are mostly 10.95, large are 7.95-9.95, medium are 5.95-6.95; irregular size fair quality are 5.95-6.95, small-medium fair quality are 3.95-4.95. Quality is variable. Movement from Central and South Florida is expected to remain about the same. Trading is fairly slow. Prices are lower. Price includes palletizing and precooling. 1 1/9-bushel cartons jumbo and extra-large are mostly 10.35, large are mostly 8.35, fair quality are mostly 6.00-6.35. Quality is generally good.

Tomato movement from Mexico crossings through Texas is expected to decrease. Trading early was fairly slow, late is slow. Prices are generally unchanged. Vine Ripes cartons 2-layer 4x4-4x5s are 8.95-9.95, 5x5-5x6s are mostly 7.95; 25-pound cartons loose 4x4-4x5 sizes are mostly 8.95-9.95, 5x5-5x6 sizes are mostly 8.30. Quality is generally good. Movement from Mexico crossings through Nogales, Arizona is expected to decrease. Supplies are fairly heavy. Trading is fairly slow. Prices are unchanged. Vine Ripes cartons 2-layer 4x4s are 7.37-7.95, 4x5s are 7.39-7.95, 5x5s are 7.13-7.95, 5x6s are mostly 6.64. Quality is generally good.

The following table provides a four-week price trend of the highest traded commodities this week.

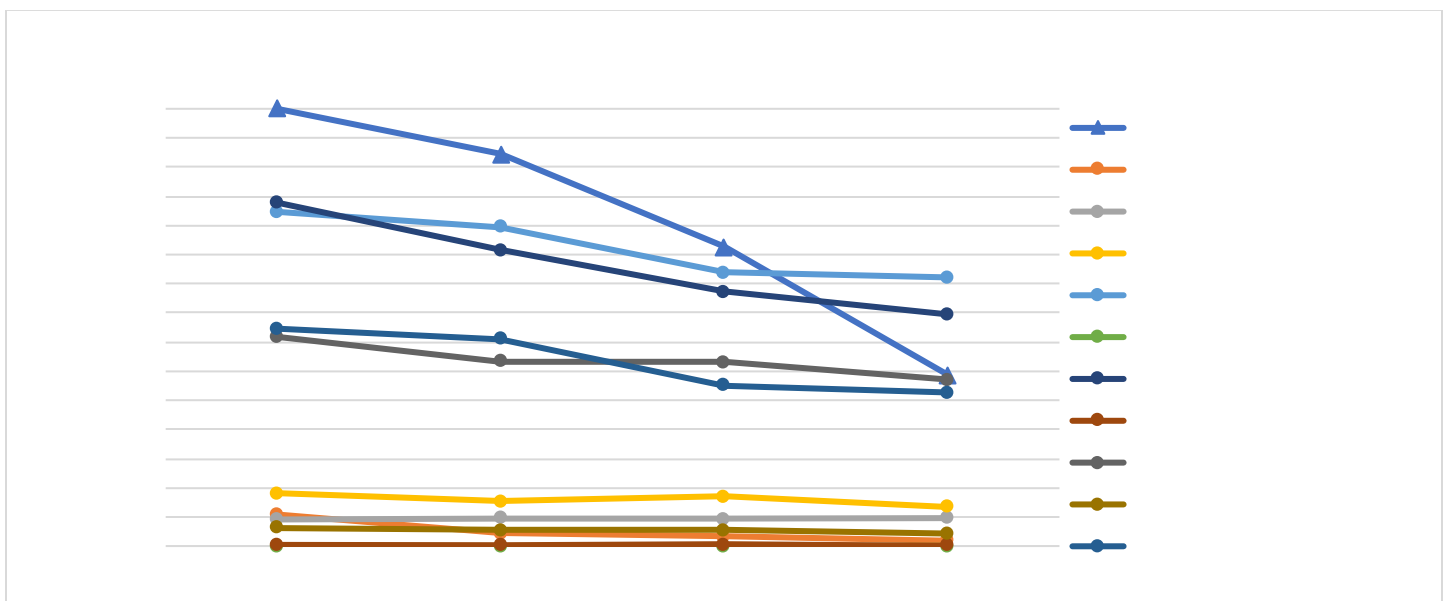
Four-Week Price Trend in U.S. Dollars

commodity	package	02/01/2025	02/08/2025	02/15/2025	02/22/2025
Avocados	cartons 2 layer	\$ 60.32	\$ 56.54	\$ 59.32	\$ 62.39
Blueberries	flats 12 6-oz cups with lids	\$ 11.00	\$ 15.00	\$ 16.00	\$ 16.00
Cucumbers	1 1/9 bushel cartons	\$ 10.23	\$ 10.39	\$ 9.91	\$ 10.95
Peppers, Bell Type	1 1/9 bushel cartons	\$ 10.35	\$ 10.26	\$ 9.42	\$ 9.14
Strawberries	flats 8 1-lb containers with lids	\$ 15.00	\$ 15.00	\$ 16.00	\$ 15.00
Tomatoes	cartons 2 layer	\$ 7.86	\$ 8.04	\$ 7.82	\$ 8.04

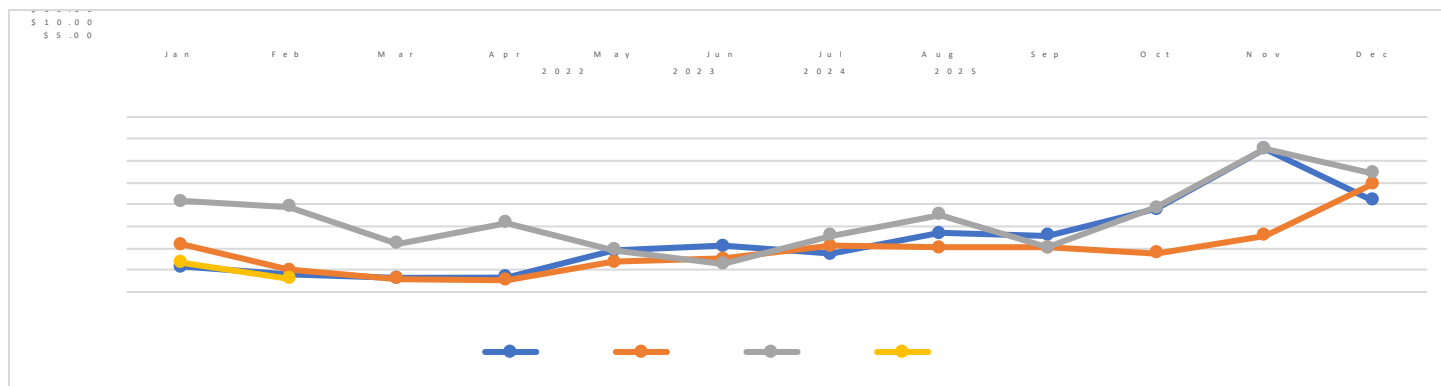


Four-Week Movement in Pounds

commodity	origin	02/01/2025	02/08/2025	02/15/2025	02/22/2025
Avocados	Mexico	74,992,647	67,197,013	51,342,351	29,382,306
Blueberries	Canada	5,410,399	2,189,429	1,581,113	911,693
	Mexico	4,559,844	4,777,072	4,636,917	4,790,857
Cucumbers	Canada	9,071,483	7,664,062	8,442,326	6,699,111
	Mexico	57,327,211	54,669,994	46,933,034	46,084,707
Peppers, Bell Type	Canada	34,012	23,951	24,207	26,045
	Mexico	58,900,311	50,745,687	43,587,601	39,737,118
Strawberries	Canada	201,761	142,376	188,948	178,102
	Mexico	35,876,799	31,651,184	31,592,796	28,565,189
Tomatoes	Canada	3,080,824	2,782,641	2,713,325	2,143,477
	Mexico	37,287,106	35,574,887	27,575,727	26,346,426



The following chart, *Historical Tomato Pricing for Imports from Mexico*, is a four-year view of Mexican tomato prices at shipping point. Tomatoes are shown as they are the most consistently traded year-round. They have the highest volume of product moving between the U.S., Mexico, and Canada, along with a high level of market coverage of tomatoes by USDA Market News.



To be regarded as "seasonal and perishable," agricultural products must meet the following conditions: (1) the products are fresh or chilled products falling under the following HS2002 tariff codes: 0701, 0702, 0703, 0704, 0705, 0706, 0707, 0708, 0709, 0803, 0804, 0805, 0806, 0807, 0808, 0809, 0810; (2) the products are marketed in raw form for consumption without "further processing" ("further processing" refers to e.g. crushing, juicing, canning, or any other process that transforms the product from its raw form); and (3) the products normally are marketed within eight weeks after harvesting.

For information on the remaining Seasonal and Perishable commodities listed below please visit:

- Movement <https://mymarketnews.ams.usda.gov/general-resources/Specialty-Crops>
- Prices <https://mymarketnews.ams.usda.gov/general-resources/Specialty-Crops>

- Potatoes
- Tomatoes
- Onions, shallots, garlic, leeks, and other alliacious vegetables
- Cabbages, cauliflower, kohlrabi, kale, and similar edible brassicas
- Lettuce (*Lactuca sativa*) and chicory (*Cichorium spp.*)
- Carrots, turnips, salad beets (salad beetroot), salsify, celeriac, radishes, and similar edible roots
- Cucumbers, including gherkins
- Leguminous vegetables, shelled or unshelled
- Other vegetables, fresh or chilled: asparagus, eggplants, celery, mushrooms and truffles, peppers (*Capsicum* or of the genus *Pimenta*), spinach, artichokes, olives, pumpkins, squash, and gourds
- Bananas and plantains
- Dates, figs, pineapples, avocados, guavas, mangoes, and mangosteens
- Citrus fruit
- Grapes
- Melons (including watermelons) and papayas (papaws)
- Apples, pears, and quinces
- Apricots, cherries, peaches (including nectarines), plums (including prune plums) and sloes
- Other fruit: strawberries, raspberries, blackberries, mulberries, loganberries, black, white, or red currants and gooseberries (other than kiwifruit), cranberries, blueberries, and other fruits of the genus *Vaccinium*, kiwifruit, durians, persimmons,
- Other berries; tamarinds