



Advertised Prices for Specialty Crops Products at Major Retail Supermarket Outlets ending during the period of 2/22/2025 to 3/6/2025

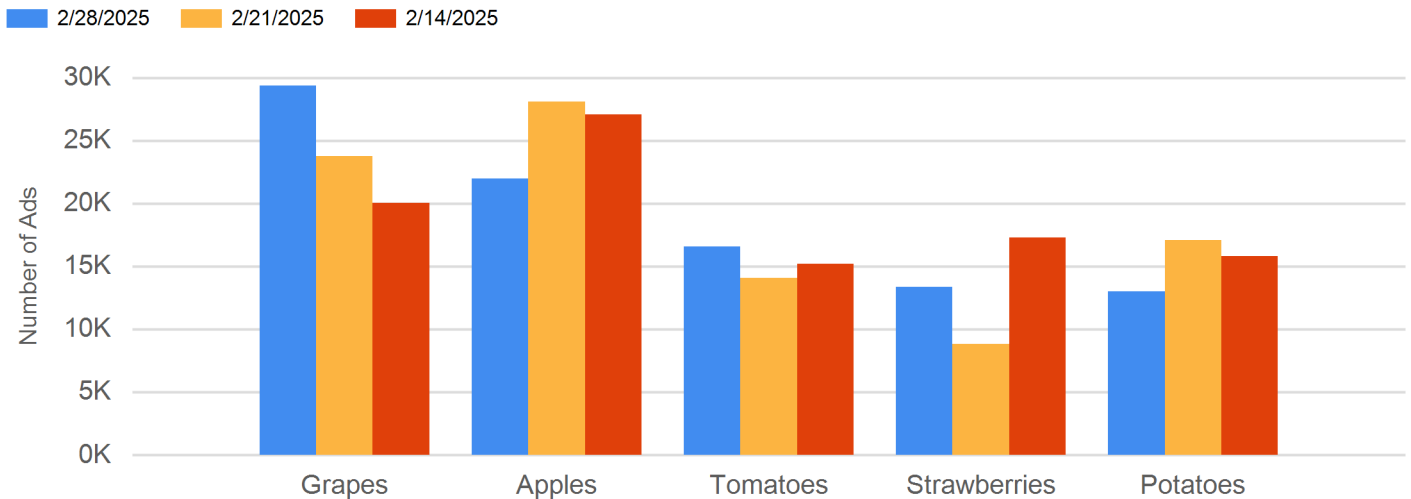
Super Sales

Retailers offered shoppers a helping hand at the checkout this week with deals on produce favorites. Grapes were the most-advertised fruit this week, followed closely by strawberries and blackberries. Russet potatoes, asparagus, and mushrooms were among the most popular vegetables. Imported fruits like peaches, nectarines, plums, mangos, and pineapples brought an air of summertime to produce aisles. Daffodils and tulips brightened floral departments while St. Patrick's Day and Easter décor and gifts filled up seasonal sections.

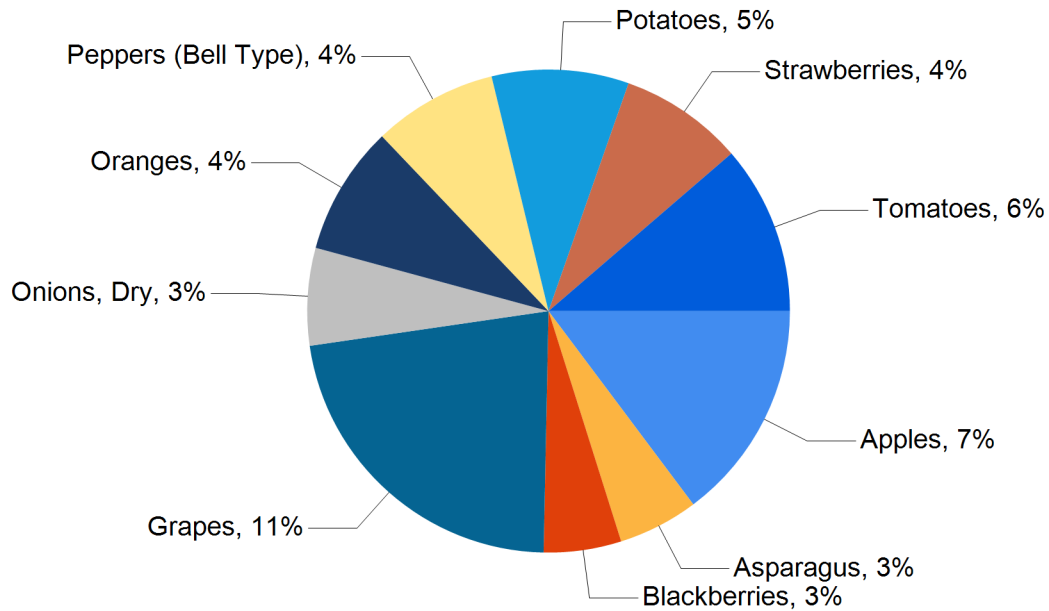
Total ad numbers this week were 290,940, a 3% increase from last week's total of 282,900. The total for the same week last year was 5% lower at 277,043. The total number of ads broken out by commodity groups: fruit 159,352 (55%), onions and potatoes 23,129 (8%), vegetables 106,445 (37%), herbs 1,111, ornamentals 1,194, and hemp 820. The number of ads for organic produce was 33,776, 12% of total ads.

The following are the prices of major advertised items (3,000 plus ads) this week, compared to the same week last year. There were no significant increases in price for fruit this week. Significant decreases included seedless grapes (black at 21%, white and red 20%), lemons (2 lb. bag) at 16%, strawberries (1 lb.) at 13%, tangerines (3 lb. bag) at 12%, and apple juice (64 oz.) at 11%. There were no significant changes in price for onions and potatoes this week. There were no significant increases in price for vegetables this week. Significant decreases included only cucumbers at 18%.

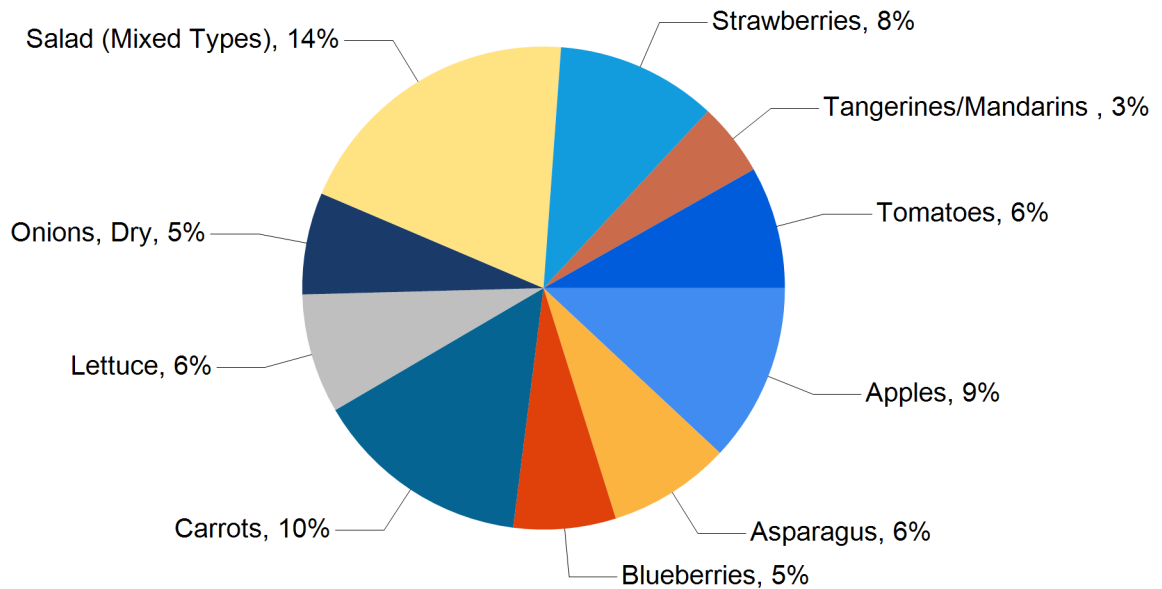
Top 5 Commodities Featured This Week



Top 10 Commodities as Percentage of Total Conventional Ads

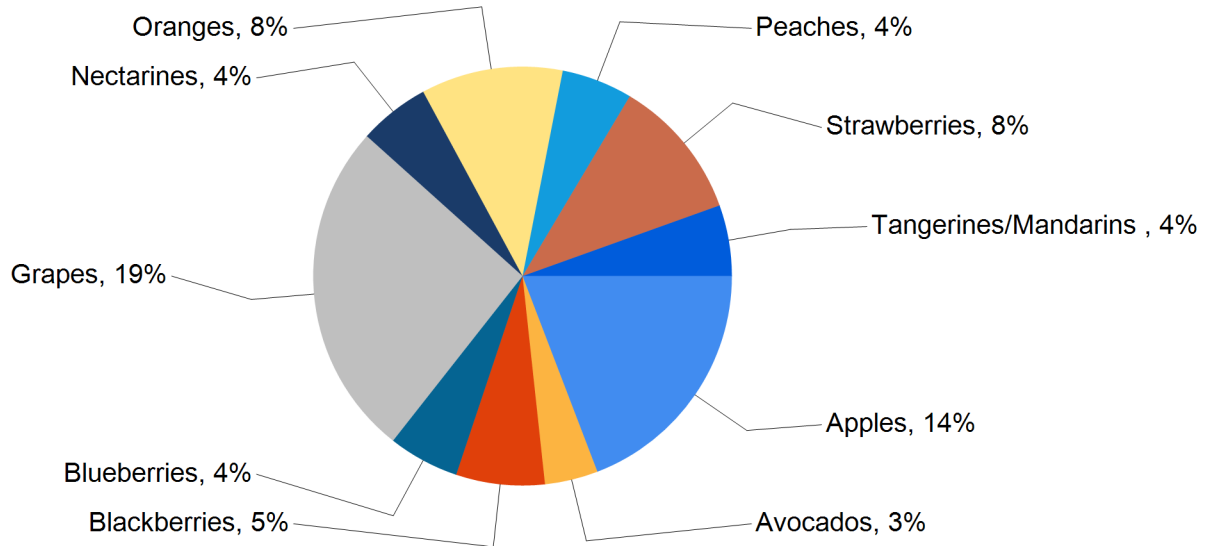


Top 10 Commodities as Percentage of Total Organic Ads

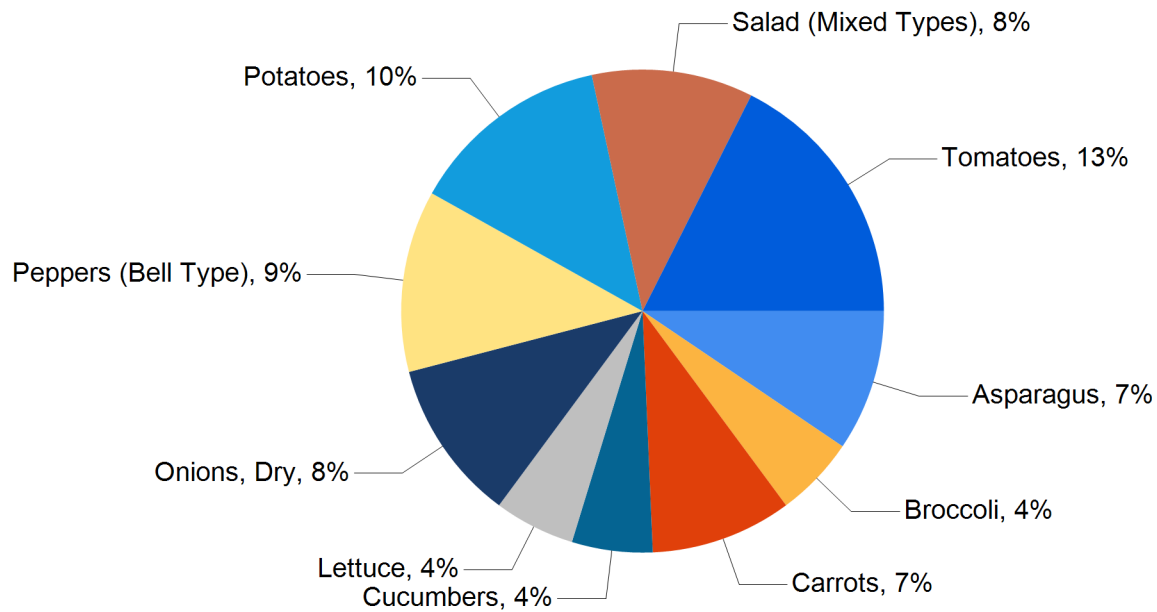


Wtd Avg - Simple weighted average

Top 10 Fruits as Percentage of Total Fruit Ads



Top 10 Vegetables as Percentage of Total Vegetable Ads Including Onions and Potatoes



Wtd Avg - Simple weighted average



NATIONAL CONVENTIONAL SUMMARY
(not including AK & HI)

Fruit								
Commodity	Variety	Unit	THIS WEEK		LAST WEEK		LAST YEAR	
			Number of Ads	Wtd Avg Price	Number of Ads	Wtd Avg Price	Number of Ads	Wtd Avg Price
Apples	Ambrosia	2 lb bag	171	3.03	20	3.91		
Apples	Ambrosia	per lb	270	2.23	2,202	1.18	28	1.17
Apples	COSMIC CRISP	2 lb bag	1,878	2.54	1,848	2.89		
Apples	COSMIC CRISP	3 lb bag	22	5.99				
Apples	COSMIC CRISP	5 lb bag	13	4.99	293	5.83		
Apples	COSMIC CRISP	per lb	3,761	1.57	1,302	1.67		
Apples	Empire	per lb	9	0.99	9	0.99	9	0.79
Apples	Envy	2 lb bag	163	2.99			96	3.99
Apples	Envy	3 lb bag	22	5.99				
Apples	Envy	per lb	1,187	1.60	690	1.63	1,644	1.83
Apples	Fuji	3 lb bag	321	3.58	349	3.85	611	3.75
Apples	Fuji	5 lb bag	11	4.99	213	5.53	65	4.99
Apples	Fuji	per lb	1,579	1.56	3,631	1.27	3,307	1.69
Apples	Gala/Royal Gala	2 lb bag	178	2.99	66	3.41	65	2.56
Apples	Gala/Royal Gala	3 lb bag	970	3.35	823	3.63	1,897	3.39
Apples	Gala/Royal Gala	5 lb bag	11	4.99	115	5.99	209	4.30
Apples	Gala/Royal Gala	per lb	2,233	1.29	1,663	1.40	1,790	1.64
Apples	Ginger Gold	3 lb bag	20	2.99	8	2.99		
Apples	Golden Delicious	3 lb bag	159	3.76	122	3.22	166	3.45
Apples	Golden Delicious	per lb	14	1.06	299	1.78	57	1.69
Apples	Granny Smith	2 lb bag	8	2.99	34	2.13	37	2.99
Apples	Granny Smith	3 lb bag	185	3.49	2,216	2.96	857	3.52
Apples	Granny Smith	per lb	1,495	1.59	2,490	1.26	3,443	1.77
Apples	Honeycrisp	2 lb bag	17	2.83	67	4.85	8	3.00
Apples	Honeycrisp	per lb	904	2.84	743	2.22	4,982	1.66
Apples	Jazz	2 lb bag	171	3.03	8	3.78		
Apples	Jazz	per lb	8	1.69				
Apples	Jonagold	per lb	109	1.63	270	1.71	18	1.13
Apples	Jonathan	per lb	9	0.99	9	0.99	9	0.79
Apples	McIntosh	2 lb bag	15	2.99				
Apples	McIntosh	3 lb bag	78	3.74	435	3.32	607	3.07
Apples	McIntosh	per lb	336	1.81	56	1.52	252	1.99
Apples	OPAL	per lb	237	1.50	164	1.73	122	0.97

Wtd Avg - Simple weighted average



Commodity	Variety	Unit	THIS WEEK		LAST WEEK		LAST YEAR	
			Number of Ads	Wtd Avg Price	Number of Ads	Wtd Avg Price	Number of Ads	Wtd Avg Price
Apples	Pink Lady/Cripps Pink	2 lb bag	9	1.79	33	2.77		
Apples	Pink Lady/Cripps Pink	3 lb bag	134	3.83	239	3.86	420	3.77
Apples	Pink Lady/Cripps Pink	per lb	1,308	1.61	1,659	1.25	665	1.49
Apples	Red Delicious	2 lb bag	27	2.99	68	3.40	37	2.99
Apples	Red Delicious	3 lb bag	652	3.84	452	3.13	1,331	3.25
Apples	Red Delicious	5 lb bag	46	5.48			270	4.62
Apples	Red Delicious	per lb	355	1.16	1,010	1.30	383	1.36
Apples, Processed	Juice	64 oz (1/2 gallon)	3,446	2.43	3,891	2.73	3,002	2.72
Apples, Processed	Juice	96 oz (3/4 gallon)	25	3.89	25	3.89		
Apples, Processed	Juice Marked Cider	64 oz (1/2 gallon)	120	1.60	433	1.75	17	3.41
Avocados	Hass	each	3,219	1.19	1,871	1.22	4,966	1.18
Avocados	Hass-Marked Extra Large	each	173	3.38	376	3.49	482	1.78
Avocados	Hass-Marked Large	each	247	1.80	305	1.74	1,357	1.29
Avocados	Hass-Marked Medium	each	791	1.42	618	1.08	612	1.20
Avocados	Hass-Marked Small	each	317	0.47	402	0.45	460	0.49
Avocados	Various Greenskin Marked Large	each	190	1.99				
Avocados	Various Greenskin Varieties	each	409	2.50	443	2.90	436	2.42
Bananas		per lb	649	0.56	485	0.56	672	0.51
Blackberries		1 pint (11-12 oz cntr w/ lid)	11	2.99	162	5.88	135	2.91
Blackberries		5.6-6 oz package	6,722	2.80	6,324	2.93	3,677	3.03
Blueberries		1 pint (11-12 oz cntr w/ lid)	2,713	3.25	5,752	2.73	4,039	3.51
Blueberries		18 oz package	61	3.76	944	5.75	781	5.68
Blueberries		6 oz package	2,242	3.26	1,062	2.95	2,040	3.28
Cantaloupes		each	1,288	3.37	461	3.58	2,540	2.90
Cantaloupes		per lb	229	0.89	33	1.18	529	0.77
Cherries	Red Varieties	per lb	1,635	4.61	1,725	4.84	294	5.70
Clementines		2 lb bag	856	3.12	719	3.67	57	4.13
Clementines		3 lb bag	1,490	4.08	1,308	4.11	900	4.74
Dekopon (Shiranui)		2 lb bag	627	6.21	849	4.91		
Dekopon (Shiranui)		each	294	2.01	68	2.50		
Dekopon (Shiranui)		per lb	1,991	3.98	1,449	3.65		
Grapefruit	RED	5 lb bag	498	3.97	107	6.99	258	4.30
Grapefruit	RED	each	662	1.55	767	1.43	710	1.35
Grapefruit	RED	per lb	25	0.97	94	2.03	324	0.98
Grapes	Black Seedless	per lb	4,843	2.21	3,849	2.36	3,853	2.79
Grapes	Red Globe Seeded Type	per lb	117	2.60			384	2.96

Wtd Avg - Simple weighted average



Commodity	Variety	Unit	THIS WEEK		LAST WEEK		LAST YEAR	
			Number of Ads	Wtd Avg Price	Number of Ads	Wtd Avg Price	Number of Ads	Wtd Avg Price
Grapes	Red Seedless	per lb	11,213	2.35	9,133	2.46	6,924	2.95
Grapes	White Seedless Type	per lb	12,700	2.37	10,644	2.43	7,606	2.98
Honeydews		each	735	4.14	15	2.45	565	4.42
Honeydews		per lb	41	0.99	9	0.99	34	0.95
Kiwifruit	Hayward	1-lb containers with lids	518	4.42			57	4.64
Kiwifruit	Hayward	2-lb containers with lids	303	6.01	781	5.87	3	5.99
Kiwifruit	Hayward	each	785	0.53	371	0.51	2,373	0.43
Kiwifruit	Yellow Flesh	1-lb containers with lids	7	4.99	42	4.99	81	5.48
Lemons		1 lb bag	80	2.49	110	2.32	272	3.03
Lemons		2 lb bag	3,095	3.00	831	3.89	578	3.59
Lemons		3 lb bag	8	2.69	114	2.99		
Lemons		each	1,437	0.64	2,495	0.58	2,314	0.64
Lemons		per lb	173	0.69	137	0.67	175	0.79
Limes		each	1,117	0.44	1,149	0.41	1,679	0.37
Limes		per lb	67	0.99	86	0.91		
Mangoes	Round Varieties	each	1,674	1.16	2,746	1.07	217	1.54
Mangoes	Round Varieties Marked Extra Large	each	96	2.32	136	1.60		
Mangoes	Round Varieties Marked Large	each	492	1.26	151	0.94	42	2.00
Mangoes	Round Varieties Marked Large	per lb	61	0.99				
Mangoes	Yellow Varieties	each	506	0.90	257	1.04	607	1.15
Mangoes	Yellow Varieties Marked Medium	each	6	0.89				
Nectarines	Various White Flesh Varieties	per lb	996	2.18	329	2.61	416	2.71
Nectarines	Various Yellow Flesh Varieties	per lb	5,698	2.58	3,515	2.75	4,732	2.63
Oranges	Navel	3 lb bag	2,133	3.29	1,412	4.57	2,178	4.94
Oranges	Navel	4 lb bag	1,085	4.45	1,467	4.11	931	4.71
Oranges	Navel	8 lb bag	229	6.58	541	6.45	1,351	6.72
Oranges	Navel	each	1,782	0.88	4,126	0.93	1,403	0.96
Oranges	Navel	per lb	1,319	1.18	2,795	1.34	3,488	1.32
Oranges	Navel, Cara Cara	3 lb bag	3,576	3.37	898	4.88	4,059	3.64
Oranges	Navel, Cara Cara	each	793	0.92	1,036	1.01	708	0.95
Oranges	Navel, Cara Cara	per lb	77	1.06	614	1.25	916	1.57
Oranges	Valencia	per lb	140	0.85	67	0.70	11	1.39
Papaya	Maradol/Tainung Types	per lb	1,468	1.10	778	1.29	1,074	0.92
Peaches	Various White Flesh Varieties	per lb	437	2.96	81	2.15	19	2.99
Peaches	Various Yellow Flesh Varieties	per lb	5,544	2.66	3,183	2.86	4,714	2.64
Pears	Bartlett	per lb	296	2.22	156	1.99	550	1.96

Wtd Avg - Simple weighted average



Commodity	Variety	Unit	THIS WEEK		LAST WEEK		LAST YEAR	
			Number of Ads	Wtd Avg Price	Number of Ads	Wtd Avg Price	Number of Ads	Wtd Avg Price
Pears	D'Anjou	3 lb bag	176	4.49			245	3.99
Pears	D'Anjou	per lb	725	2.08	1,614	1.78	1,840	1.65
Pineapples		each	3,788	3.06	1,155	3.08	4,074	2.80
Pineapples		per lb	371	0.93	140	0.48	627	0.76
Plums		per lb	2,723	2.59	811	3.38	3,147	2.41
Plums	Interspecific Type	per lb	1,423	3.49	1,195	3.49	1,430	3.49
Pomegranates		each	47	4.99	7	2.99	9	3.33
Prunes		per lb	8	3.99	8	2.99		
Raspberries		6 oz package	1,134	3.43	2,023	3.07	1,777	3.29
Strawberries		1 lb package	9,353	2.63	6,701	3.09	6,045	3.02
Strawberries		2 lb package	1,407	4.60	944	5.52	581	5.01
Tangelos		3 lb bag	1,081	3.64	126	2.99	1,326	4.81
Tangelos		each	204	0.94	259	1.17	64	1.00
Tangelos		per lb	48	1.19	341	1.16	295	1.70
Tangerines/Mandarins		2 lb bag	479	4.33	670	3.69	1,141	3.65
Tangerines/Mandarins		3 lb bag	4,107	4.00	6,450	3.74	1,844	4.57
Tangerines/Mandarins		5 lb package	39	7.99	697	5.80	1,516	7.07
Tangerines/Mandarins		each	59	0.44	15	0.62	10	0.33
Tangerines/Mandarins		per lb	176	1.88	362	1.83	189	1.71
Watermelons	Red Flesh Seedless Miniature	each	2,963	4.16	605	3.50	552	4.43
Watermelons	Red Flesh Seedless Type	each	81	5.99			11	7.99
Watermelons	Red Flesh Seedless Type	per lb	233	0.92	53	0.69	126	1.23

Potatoes & Onions

Commodity	Variety	Unit	THIS WEEK		LAST WEEK		LAST YEAR	
			Number of Ads	Wtd Avg Price	Number of Ads	Wtd Avg Price	Number of Ads	Wtd Avg Price
Onions, Dry	RED	10 lb bag	8	7.99				
Onions, Dry	RED	2 lb bag	296	1.93	40	2.20	413	1.99
Onions, Dry	RED	per lb	822	1.10	442	1.64	203	1.49
Onions, Dry	WHITE	2 lb bag	112	1.53	94	1.41	7	1.79
Onions, Dry	WHITE	per lb	987	0.84	693	1.44	9	1.49
Onions, Dry	YELLOW	10 lb bag	8	3.99				
Onions, Dry	YELLOW	2 lb bag	981	1.64	349	1.57	411	1.97
Onions, Dry	YELLOW	3 lb bag	2,884	3.18	3,037	2.75	285	2.57
Onions, Dry	YELLOW	5 lb bag	63	3.45	152	3.97		
Onions, Dry	YELLOW	per lb	635	0.99	1,177	1.05	1,886	0.88
Onions, Dry	YELLOW MARKED SWEET	2 lb bag	165	2.74	295	1.49	99	1.95

Wtd Avg - Simple weighted average



Commodity	Variety	Unit	THIS WEEK		LAST WEEK		LAST YEAR	
			Number of Ads	Wtd Avg Price	Number of Ads	Wtd Avg Price	Number of Ads	Wtd Avg Price
Onions, Dry	YELLOW MARKED SWEET	3 lb bag	421	2.70	583	3.57	391	3.70
Onions, Dry	YELLOW MARKED SWEET	5 lb bag	73	4.99			658	4.80
Onions, Dry	YELLOW MARKED SWEET	per lb	1,008	1.30	1,879	1.18	668	1.33
Potatoes	ROUND RED	10 lb bag	35	3.99				
Potatoes	ROUND RED	3 lb bag	470	2.99	387	3.90	178	2.26
Potatoes	ROUND RED	5 lb bag	1,054	3.62	2,010	3.05	860	3.56
Potatoes	ROUND RED	per lb	652	1.28	601	1.06	772	1.17
Potatoes	ROUND WHITE	5 lb bag	295	3.33	246	2.57	103	2.79
Potatoes	ROUND WHITE	per lb	139	1.16	171	1.16	240	1.33
Potatoes	RUSSET	10 lb bag	895	4.00	820	4.00	2,621	4.20
Potatoes	RUSSET	3 lb bag	38	1.89	6	2.19	8	1.50
Potatoes	RUSSET	5 lb bag	4,077	3.28	6,604	2.79	5,630	3.09
Potatoes	RUSSET	8 lb bag	295	3.84	703	2.89	283	4.69
Potatoes	RUSSET	per lb	758	1.10	1,208	0.91	961	0.87
Potatoes	YELLOW TYPE	10 lb bag	8	3.50	8	3.50	8	2.99
Potatoes	YELLOW TYPE	3 lb bag	466	2.91	1,156	2.50	208	2.07
Potatoes	YELLOW TYPE	5 lb bag	2,596	3.49	1,673	3.43	831	4.08
Potatoes	YELLOW TYPE	per lb	139	1.14	125	1.22	644	1.19

Vegetables

Commodity	Variety	Unit	THIS WEEK		LAST WEEK		LAST YEAR	
			Number of Ads	Wtd Avg Price	Number of Ads	Wtd Avg Price	Number of Ads	Wtd Avg Price
Artichokes		each	1,543	3.05	1,226	2.91	1,196	2.67
Asparagus	GREEN	per lb	6,945	2.48	4,569	3.05	8,459	2.50
Beans	ROUND GREEN TYPE	12 oz bag	723	2.68	575	2.61	225	2.69
Beans	ROUND GREEN TYPE	per lb	557	1.56	533	1.68	496	1.97
Beets		per lb	147	0.93	97	0.89	17	0.99
Bok Choy		per lb	7	0.99	20	1.34	49	1.63
Broccoli		per bunch	1,379	2.95	1,288	2.89	1,061	2.87
Broccoli		per lb	451	1.52	166	1.55	460	1.36
Broccoli	BABY HYBRID TYPE	per bunch	54	3.00	1,195	2.99	35	3.00
Broccoli	CROWN CUT	per lb	2,842	1.87	1,974	1.59	3,911	1.85
Brussels Sprouts		12 oz bag	629	2.78			185	2.50
Brussels Sprouts		per lb	625	2.08	342	2.66	1,233	2.45
Cabbage	ROUND GREEN TYPE	per lb	1,831	0.67	2,362	0.73	1,984	0.67
Cactus Leaf (Nopales)		per lb	50	0.91	22	0.69	288	1.03
Carrots		1 lb bag	48	0.96	147	0.86	63	1.01

Wtd Avg - Simple weighted average



National Retail Report - Specialty Crops
Friday, February 28, 2025 - Page 9

Commodity	Variety	Unit	THIS WEEK		LAST WEEK		LAST YEAR	
			Number of Ads	Wtd Avg Price	Number of Ads	Wtd Avg Price	Number of Ads	Wtd Avg Price
Carrots		2 lb bag	322	2.23	409	1.89	531	1.56
Carrots		5 lb film bag	71	2.94	375	2.99	59	3.18
Carrots		per lb	205	0.63	228	0.77	224	0.60
Carrots	BABY PEELED	1 lb bag	2,125	1.36	2,064	1.39	4,325	1.21
Carrots	BABY PEELED	2 lb bag	2,560	2.48	1,276	2.43	428	2.86
Cauliflower		each	184	2.61	936	3.08	1,480	3.06
Cauliflower		per lb	852	1.40	585	1.01	782	1.33
Celery		each	904	1.24	2,561	1.58	1,136	1.64
Celery		per lb	220	1.01	154	1.00	33	1.43
Celery	HEARTS	per package	471	2.72	114	2.49	533	2.86
Chayote		each	104	0.54	9	0.67	878	0.42
Chayote		per lb	22	0.99	66	0.99	144	0.99
Cilantro		per bunch	1,095	0.56	1,003	0.69	3,046	0.79
Collards		1 lb bag	93	2.79	79	2.99	85	2.49
Collards		per bunch	490	2.26	68	2.34	118	0.99
Collards		per lb	164	1.47	9	0.99	92	1.41
Corn-Sweet		each	1,227	0.66	561	0.62	428	0.71
Corn-Sweet		trays 4-5 ears film wrapped	1,216	3.62	360	4.73	236	5.04
Cucumbers		each	3,304	0.63	2,580	0.67	2,619	0.77
Cucumbers	LONG SEEDLESS - Greenhouse	each	1,825	1.28	1,972	1.30	1,142	1.43
Eggplant		per lb	249	1.48	697	1.66	247	1.77
Garlic		per lb	54	4.99	8	3.99		
Garlic		per sleeve	437	1.88	235	1.91	398	2.04
Jalapeno Peppers		per lb	947	0.93	812	0.96	2,728	1.24
Kale		1 lb bag	498	2.55	20	3.00	85	2.49
Kale		per bunch	218	2.71	8	1.99	118	1.08
Leeks		per bunch	9	3.99	40	2.99		
Lettuce	Boston	each	8	1.99	75	1.89		
Lettuce	Green Leaf	each	150	1.83	358	1.40	296	1.29
Lettuce	Green Leaf	per lb	65	2.49	105	1.86	82	2.39
Lettuce	Iceberg	each	1,236	1.38	1,538	1.60	1,240	1.61
Lettuce	Iceberg	per lb	36	0.99			36	0.99
Lettuce	Red Leaf	each	115	1.86	1,207	1.24	259	1.35
Lettuce	Red Leaf	per lb	65	2.49	105	1.86	82	2.39
Lettuce	Romaine	each	65	1.79	1,324	1.24	220	1.39
Lettuce	Romaine	per lb	65	2.49	104	2.12	87	2.24
Lettuce	Romaine (Hearts)	3 count	1,749	3.13	3,055	3.14	625	3.34

Wtd Avg - Simple weighted average



Commodity	Variety	Unit	THIS WEEK		LAST WEEK		LAST YEAR	
			Number of Ads	Wtd Avg Price	Number of Ads	Wtd Avg Price	Number of Ads	Wtd Avg Price
Mixed Mini Sweet Peppers		1 lb package	1,832	2.52	551	2.76	1,276	3.60
Mushrooms	CREMINI	8 oz package	718	2.46	780	2.31	2,558	2.01
Mushrooms	WHITE	12 oz tray wrapped	16	2.99	1,202	2.99		
Mushrooms	WHITE	8 oz package	4,152	1.83	1,245	1.82	1,558	1.87
Mushrooms	WHITE	per lb	22	3.50	23	3.99	22	3.72
Mustard		1 lb bag	11	2.99	42	2.99	11	2.50
Mustard		per bunch	13	0.99	61	2.55	84	0.83
Onions, Green		per bunch	907	0.84	1,197	0.77	462	0.91
Peppers (Bell Type)	GREEN	each	2,506	1.62	1,929	0.83	1,165	0.98
Peppers (Bell Type)	GREEN	per lb	1,787	1.84	1,790	1.74	44	1.59
Peppers (Bell Type)	ORANGE - Greenhouse	each	521	1.09	44	1.67	86	1.67
Peppers (Bell Type)	ORANGE	each	1,391	1.29	1,625	1.58	813	1.40
Peppers (Bell Type)	ORANGE	per lb	11	2.99	377	2.97	23	3.14
Peppers (Bell Type)	RED - Greenhouse	each	521	1.09	44	1.67	475	1.61
Peppers (Bell Type)	RED	each	1,584	1.27	2,275	1.52	1,261	1.24
Peppers (Bell Type)	RED	per lb	787	1.60	648	2.53	307	2.49
Peppers (Bell Type)	YELLOW - Greenhouse	each	521	1.09	44	1.67	203	1.53
Peppers (Bell Type)	YELLOW	each	1,119	1.19	1,755	1.53	826	1.39
Peppers (Bell Type)	YELLOW	per lb	11	2.99	377	2.97	23	3.14
Radishes		1 lb bag	243	2.64	173	2.48	92	1.20
Radishes		per bunch	464	0.71	333	0.85	387	0.86
Salad (Mixed Types)		10-12 oz package	2,791	2.71	3,226	2.98	2,706	2.68
Salad (Mixed Types)		5-9 oz package	2,408	2.85	3,252	3.01	2,863	2.76
Serrano Peppers		per lb	539	1.23	354	0.91	539	1.97
Spinach		per bunch	40	1.19	178	1.92	115	1.26
Spinach	FLAT TYPE	5-7 oz package	1,210	3.01	127	3.08	1,491	3.20
Spinach	FLAT TYPE	8-10 oz package	984	2.46	1,001	2.99	416	2.68
Squash	Acorn	per lb	39	1.36	263	1.01	82	1.05
Squash	Butternut	per lb	117	0.98	331	1.05	1,404	0.89
Squash	GREY	per lb	747	1.00	398	1.12	359	0.86
Squash	Kabocha	per lb	64	0.84	355	1.17	106	1.11
Squash	Spaghetti	per lb	39	1.36	331	1.05	1,319	0.90
Squash	Yellow Crookneck/Straightneck	per lb	585	1.46	1,175	1.62	682	1.46
Squash	Zucchini	per lb	1,526	1.19	1,654	1.50	1,068	1.50
Sweet Potatoes		3 lb bag	11	2.99			72	2.99
Sweet Potatoes		per lb	1,475	1.08	950	1.06	997	1.25
Tomatillos		per lb	469	0.82	464	0.83	757	1.03

Wtd Avg - Simple weighted average



Commodity	Variety	Unit	THIS WEEK		LAST WEEK		LAST YEAR	
			Number of Ads	Wtd Avg Price	Number of Ads	Wtd Avg Price	Number of Ads	Wtd Avg Price
Tomatoes		per lb	2,282	2.04	1,328	1.27	732	1.99
Tomatoes	Cherry Type	10 oz package	628	2.78	270	3.42	15	2.90
Tomatoes	GRAPE TYPE	1 pint package	1,163	2.61	503	2.21	322	2.89
Tomatoes	GRAPE TYPE	10 oz package	1,570	2.36	2,846	2.20	257	2.43
Tomatoes	Plum Type (Roma)	per lb	2,494	1.15	2,640	1.14	3,722	1.15
Tomatoes	VINE RIPES - Greenhouse	per lb	1,218	2.29	1,109	2.47	74	2.24
Tomatoes	VINE RIPES	per lb	2,024	1.82	1,541	1.86	731	1.60
Tomatoes	Vine Ripes - Heirloom Varieties - Greenhouse	per lb	15	3.99	15	2.87	28	3.99
Tomatoes	VINE RIPES - ON THE VINE - Greenhouse	per lb	3,225	1.81	1,547	1.83	3,989	1.83
Turnip Tops		1 lb bag	11	2.99	79	2.99	11	2.50
Turnip Tops		per bunch	77	0.99	53	2.78	76	0.81

Other Specialty Crop Items

Commodity	Variety	Unit	THIS WEEK		LAST WEEK		LAST YEAR	
			Number of Ads	Wtd Avg Price	Number of Ads	Wtd Avg Price	Number of Ads	Wtd Avg Price
Hemp Seeds Shelled		8 oz	95	9.27	515	8.23	471	9.95

Seasonal Items

Commodity	Variety	Unit	THIS WEEK		LAST WEEK		LAST YEAR	
			Number of Ads	Wtd Avg Price	Number of Ads	Wtd Avg Price	Number of Ads	Wtd Avg Price
Ornamentals	Chrysanthemums	6 inch pot	90	11.99	22	12.99	42	12.00
Ornamentals	Daffodils	bunched 10s	28	2.50	55	2.74	126	2.98
Ornamentals	Daffodils	bunched 5s	17	4.99	287	3.99		
Ornamentals	Rose, Hybrid Tea	bunched 12s	378	11.12	396	11.51	606	15.67
Ornamentals	Tulips	6 inch pot	279	8.56	201	8.89	15	9.99
Ornamentals	Tulips	bunched 10s	402	8.44	660	9.32	321	7.68

Wtd Avg - Simple weighted average



REGIONAL CONVENTIONAL DETAILS

Commodity	Variety	Unit	NORTHEAST U.S.				SOUTHEAST U.S.				MIDWEST U.S.			
			Price Range	Number of Ads	Wtd Avg Price	% Marked Local	Price Range	Number of Ads	Wtd Avg Price	% Marked Local	Price Range	Number of Ads	Wtd Avg Price	% Marked Local
FRUIT														
Apples	Ambrosia	per lb	2.49	104	2.49		0.99 - 1.29	30	1.12		0.99 - 2.49	122	2.39	
Apples	COSMIC CRISP	2 lb bag	2.49	442	2.49		2.49	530	2.49		2.49	735	2.49	
Apples	COSMIC CRISP	3 lb bag									5.99	22	5.99	
Apples	COSMIC CRISP	5 lb bag	4.99	13	4.99									
Apples	COSMIC CRISP	per lb	1.00 - 2.49	877	1.45		1.45 - 1.99	808	1.75		0.99 - 2.49	827	1.51	
Apples	Empire	per lb	0.99	9	0.99									
Apples	Envy	3 lb bag									5.99	22	5.99	
Apples	Envy	per lb	1.99	24	1.99		1.99	228	1.99		1.49	350	1.49	
Apples	Fuji	3 lb bag	3.49	185	3.49		2.99 - 3.99	57	3.70		3.00 - 3.99	69	3.66	71
Apples	Fuji	5 lb bag	4.99	11	4.99									
Apples	Fuji	per lb	0.99 - 1.99	402	1.60		0.99 - 1.99	288	1.87		0.99 - 1.79	321	1.53	
Apples	Gala/Royal Gala	2 lb bag	2.99	15	2.99									
Apples	Gala/Royal Gala	3 lb bag	1.50 - 4.00	399	2.62		2.99 - 3.99	389	3.95		2.99 - 3.99	145	3.63	33
Apples	Gala/Royal Gala	5 lb bag	4.99	11	4.99									
Apples	Gala/Royal Gala	per lb	0.99 - 1.99	363	1.50		1.29 - 1.79	1019	1.33		0.98 - 1.79	273	1.31	
Apples	Ginger Gold	3 lb bag	2.99	20	2.99									
Apples	Golden Delicious	3 lb bag	3.49 - 4.00	78	3.61		3.49	15	3.49		3.99	66	3.99	43
Apples	Golden Delicious	per lb	0.99 - 1.19	14	1.06									
Apples	Granny Smith	2 lb bag					2.99	8	2.99					
Apples	Granny Smith	3 lb bag	3.49	185	3.49									
Apples	Granny Smith	per lb	1.49 - 1.99	380	1.61		1.49 - 1.99	689	1.77		0.98 - 1.69	88	1.46	
Apples	Honeycrisp	2 lb bag	1.99	9	1.99									
Apples	Honeycrisp	per lb	2.49 - 3.10	462	3.00	3	3.10	86	3.10		0.99 - 1.99	91	1.74	
Apples	Jonagold	per lb	0.99	9	0.99						1.69	39	1.69	
Apples	Jonathan	per lb	0.99	9	0.99									
Apples	McIntosh	2 lb bag	2.99	15	2.99									
Apples	McIntosh	3 lb bag	2.99 - 4.00	39	3.48						3.99	39	3.99	74
Apples	McIntosh	per lb	0.99 - 1.99	108	1.42		1.99	228	1.99					
Apples	Pink Lady/Cripps Pink	2 lb bag									1.79	9	1.79	
Apples	Pink Lady/Cripps Pink	3 lb bag									2.99 - 3.99	134	3.83	71
Apples	Pink Lady/Cripps Pink	per lb	0.99 - 1.99	112	1.70		0.99 - 1.99	288	1.87		0.99 - 1.79	387	1.53	
Apples	Red Delicious	2 lb bag					2.99	27	2.99					
Apples	Red Delicious	3 lb bag	2.99 - 4.00	98	3.49		2.99 - 3.99	404	3.93		2.50 - 3.99	84	3.71	34
Apples	Red Delicious	5 lb bag					5.48	46	5.48					

Wtd Avg - Simple weighted average



National Retail Report - Specialty Crops
Friday, February 28, 2025 - Page 13

Commodity	Variety	Unit	NORTHEAST U.S.				SOUTHEAST U.S.				MIDWEST U.S.			
			Price Range	Number of Ads	Wtd Avg Price	% Marked Local	Price Range	Number of Ads	Wtd Avg Price	% Marked Local	Price Range	Number of Ads	Wtd Avg Price	% Marked Local
Apples	Red Delicious	per lb	0.99 - 1.49	80	1.36		0.78 - 1.49	72	1.02		0.99	14	0.99	
Apples, Processed	Juice	64 oz (1/2 gallon)	1.99 - 4.19	1292	2.77		0.98 - 3.00	477	1.90		1.50 - 2.99	770	2.17	2
Apples, Processed	Juice	96 oz (3/4 gallon)									3.89	25	3.89	
Apples, Processed	Juice Marked Cider	64 oz (1/2 gallon)									1.50 - 1.99	110	1.56	
Avocados	Hass	each	0.99 - 1.67	422	1.18		0.88 - 1.67	1521	1.10		0.79 - 1.49	575	1.00	
Avocados	Hass-Marked Extra Large	each									1.99	13	1.99	
Avocados	Hass-Marked Large	each	2.00	34	2.00									
Avocados	Hass-Marked Medium	each									0.99	44	0.99	
Avocados	Various Greenskin Marked Large	each	1.99	190	1.99									
Avocados	Various Greenskin Varieties	each					2.50	366	2.50					
Bananas		per lb	0.54 - 0.79	225	0.60						0.39 - 0.49	158	0.47	
Blackberries		1 pint (11-12 oz cntr w/ lid)									2.99	11	2.99	
Blackberries		5.6-6 oz package	2.00 - 3.99	1272	2.87		1.98 - 3.99	2949	2.79		0.99 - 3.99	1007	2.10	
Blueberries		1 pint (11-12 oz cntr w/ lid)	1.99 - 3.99	987	2.86		2.88 - 4.19	175	3.61		1.27 - 3.99	801	2.81	
Blueberries		18 oz package									2.99	14	2.99	
Blueberries		6 oz package	2.50 - 3.99	216	2.68		2.98 - 3.99	692	3.32		2.50 - 3.34	113	2.56	
Cantaloupes		each	2.49 - 3.99	546	3.14		2.00 - 4.49	546	3.40		2.48 - 4.99	132	3.66	
Cantaloupes		per lb									0.99	8	0.99	
Cherries	Red Varieties	per lb	3.79 - 4.99	199	3.92		3.99 - 5.99	1207	4.99		2.99 - 3.99	223	3.15	
Clementines		2 lb bag	2.99 - 3.99	346	3.05		2.99	9	2.99		3.99	93	3.99	
Clementines		3 lb bag	3.99 - 5.99	200	5.30		4.99 - 5.99	61	5.56		1.99 - 5.99	405	3.41	
Dekopon (Shiranui)		2 lb bag	6.99	131	6.99						6.99	106	6.99	
Dekopon (Shiranui)		each	2.00	185	2.00						1.99 - 2.50	109	2.02	
Dekopon (Shiranui)		per lb	3.49 - 3.88	142	3.83		3.88 - 4.99	176	4.15		3.88 - 3.99	396	3.97	
Grapefruit	RED	5 lb bag	3.99	104	3.99						3.99 - 6.99	120	4.14	
Grapefruit	RED	each	1.67	413	1.67						1.00 - 1.99	55	1.29	
Grapefruit	RED	per lb									0.97	25	0.97	
Grapes	Black Seedless	per lb	1.99 - 2.99	501	2.89		1.79 - 2.99	1290	2.35		0.99 - 3.99	1172	1.93	
Grapes	Red Globe Seeded Type	per lb	2.99	37	2.99		1.78 - 2.99	66	2.51		1.99	14	1.99	
Grapes	Red Seedless	per lb	0.99 - 2.99	2386	2.10		0.98 - 3.99	2966	2.62		0.99 - 3.99	1977	2.05	
Grapes	White Seedless Type	per lb	0.99 - 2.99	1350	2.44		0.79 - 3.99	4190	2.45		0.99 - 3.99	2762	2.08	
Honeydews		each	2.49 - 4.99	526	3.77		4.98 - 5.99	199	5.04		5.99	10	5.99	
Honeydews		per lb									0.99	32	0.99	

Wtd Avg - Simple weighted average



Commodity	Variety	Unit	NORTHEAST U.S.				SOUTHEAST U.S.				MIDWEST U.S.			
			Price Range	Number of Ads	Wtd Avg Price	% Marked Local	Price Range	Number of Ads	Wtd Avg Price	% Marked Local	Price Range	Number of Ads	Wtd Avg Price	% Marked Local
Kiwifruit	Hayward	1-lb containers with lids	2.00 - 3.34	171	3.27						4.99	305	4.99	
Kiwifruit	Hayward	2-lb containers with lids	6.99	8	6.99									
Kiwifruit	Hayward	each	0.50 - 0.83	502	0.54		0.50	228	0.50					
Lemons		1 lb bag	2.49	7	2.49		2.49	73	2.49					
Lemons		2 lb bag	2.29 - 3.99	730	2.67		2.49 - 3.99	1014	3.32		1.99 - 2.99	843	2.86	
Lemons		3 lb bag									2.69	8	2.69	
Lemons		each	0.20 - 0.83	474	0.66		0.50 - 0.79	187	0.69		0.66 - 1.00	296	0.81	
Lemons		per lb	0.40 - 1.00	38	0.54						0.79 - 0.99	21	0.86	
Limes		each	0.20 - 0.75	171	0.40		0.33 - 0.67	391	0.40		0.69 - 0.88	202	0.79	
Mangoes	Round Varieties	each	0.99 - 2.50	429	1.17		0.67 - 1.25	176	0.93		0.99 - 1.25	259	1.02	
Mangoes	Round Varieties Marked Extra Large	each									2.00	17	2.00	
Mangoes	Round Varieties Marked Large	each	1.00	183	1.00		1.00	14	1.00					
Mangoes	Yellow Varieties	each	0.79	54	0.79						0.99	14	0.99	
Nectarines	Various White Flesh Varieties	per lb	1.99 - 2.99	427	2.42		2.99	59	2.99		0.99	188	0.99	
Nectarines	Various Yellow Flesh Varieties	per lb	1.49 - 3.49	690	2.65		1.98 - 3.49	2052	2.96		0.99 - 2.99	1072	1.98	
Oranges	Navel	3 lb bag	1.99 - 5.99	301	3.70		2.99 - 4.99	1451	3.03		2.99 - 5.99	304	3.92	
Oranges	Navel	4 lb bag	3.99 - 5.99	438	4.43		3.99 - 4.99	128	4.68		3.99 - 5.99	332	4.41	
Oranges	Navel	8 lb bag	6.99	54	6.99						6.99	13	6.99	
Oranges	Navel	each	0.33 - 2.00	1100	0.88		0.34 - 1.00	175	0.87		0.79 - 1.67	295	1.03	
Oranges	Navel	per lb	0.99	10	0.99		1.69	11	1.69		0.79 - 1.39	307	1.06	
Oranges	Navel, Cara Cara	3 lb bag	2.89 - 4.99	1026	3.59		2.98 - 4.99	1099	3.13		2.89 - 5.99	977	3.11	
Oranges	Navel, Cara Cara	each	0.88 - 1.25	602	0.93		1.00	119	1.00		0.66 - 1.25	38	1.02	
Oranges	Navel, Cara Cara	per lb	0.99 - 1.00	19	0.99						0.97	25	0.97	
Papaya	Maradol/Tainung Types	per lb	1.00 - 1.99	709	1.31						0.98 - 1.29	44	1.08	
Peaches	Various White Flesh Varieties	per lb	2.99	183	2.99		2.99	48	2.99					
Peaches	Various Yellow Flesh Varieties	per lb	1.99 - 3.49	681	2.66		1.98 - 3.49	2054	2.95		1.99 - 2.99	855	2.20	
Pears	Bartlett	per lb	1.99	10	1.99						1.48	8	1.48	
Pears	D'Anjou	3 lb bag	4.49	86	4.49		4.49	90	4.49					
Pears	D'Anjou	per lb	1.99	284	1.99						1.48 - 1.99	230	1.95	
Pineapples		each	2.49 - 3.99	480	3.47		1.99 - 3.99	951	3.20		1.99 - 3.00	798	2.51	
Pineapples		per lb									0.99	16	0.99	
Plums		per lb	1.99 - 3.99	468	2.71		1.98 - 3.49	577	2.73		1.99 - 2.99	692	2.12	
Plums	Interspecific Type	per lb					3.49	1423	3.49					
Raspberries		6 oz package	3.00 - 3.99	445	3.63		2.98 - 3.99	441	3.02		1.29 - 3.99	29	2.78	
Strawberries		1 lb package	1.77 - 3.99	1567	2.70		1.00 - 3.99	2688	2.39		1.77 - 4.99	2443	2.51	

Wtd Avg - Simple weighted average



Commodity	Variety	Unit	NORTHEAST U.S.				SOUTHEAST U.S.				MIDWEST U.S.			
			Price Range	Number of Ads	Wtd Avg Price	% Marked Local	Price Range	Number of Ads	Wtd Avg Price	% Marked Local	Price Range	Number of Ads	Wtd Avg Price	% Marked Local
Strawberries		2 lb package	3.99 - 4.00	333	4.00		4.99	366	4.99		2.99 - 6.99	99	4.57	
Tangelos		3 lb bag	4.99 - 5.99	81	5.10		2.99 - 4.99	493	3.11		2.99	33	2.99	
Tangelos		each	0.80 - 1.00	28	0.96		1.00	131	1.00		0.66 - 1.00	22	0.85	
Tangelos		per lb									1.49 - 1.69	17	1.58	
Tangerines/Mandarins		2 lb bag	2.99 - 4.99	320	4.54		2.98	26	2.98		3.99 - 4.44	110	4.05	
Tangerines/Mandarins		3 lb bag	2.99 - 5.99	1218	3.84		3.49 - 4.99	473	4.21		2.99 - 5.99	1097	4.17	
Tangerines/Mandarins		5 lb package									7.99	39	7.99	
Tangerines/Mandarins		each					0.20	31	0.20		0.69	17	0.69	
Tangerines/Mandarins		per lb	1.49	6	1.49						1.49 - 1.69	20	1.63	
Watermelons	Red Flesh Seedless Miniature	each	3.33 - 5.99	357	3.98		3.99 - 4.99	714	4.32		3.99 - 4.99	745	4.04	
Watermelons	Red Flesh Seedless Type	each									5.99	16	5.99	
Watermelons	Red Flesh Seedless Type	per lb	0.79 - 0.99	222	0.92									
POTATOES & ONIONS														
Onions, Dry	RED	10 lb bag	7.99	8	7.99									
Onions, Dry	RED	2 lb bag	1.69 - 2.50	186	2.05		1.69	90	1.69		1.69 - 1.99	20	1.90	
Onions, Dry	RED	per lb	1.00 - 1.49	424	1.12		1.29	45	1.29		0.99 - 1.29	118	1.03	
Onions, Dry	WHITE	2 lb bag	2.50	37	2.50						1.69	6	1.69	
Onions, Dry	WHITE	per lb					0.99	277	0.99		0.50 - 1.29	146	0.96	
Onions, Dry	YELLOW	10 lb bag	3.99	8	3.99									
Onions, Dry	YELLOW	2 lb bag	0.99 - 2.50	912	1.67		0.98 - 0.99	29	0.98		1.50 - 1.69	20	1.56	
Onions, Dry	YELLOW	3 lb bag	1.50 - 2.99	1016	2.61		1.99 - 3.99	1311	3.85		1.79 - 2.99	366	2.78	
Onions, Dry	YELLOW	5 lb bag	3.99	46	3.99									
Onions, Dry	YELLOW	per lb	0.79 - 0.99	201	0.95		0.50 - 0.79	58	0.64		0.69 - 1.29	97	0.90	
Onions, Dry	YELLOW MARKED SWEET	2 lb bag									2.50 - 3.48	58	2.84	
Onions, Dry	YELLOW MARKED SWEET	3 lb bag					1.99 - 3.99	323	2.35		2.50	6	2.50	
Onions, Dry	YELLOW MARKED SWEET	5 lb bag					4.99	73	4.99					
Onions, Dry	YELLOW MARKED SWEET	per lb	0.99 - 1.49	131	1.40		0.09 - 0.99	24	0.54		0.99 - 2.50	434	1.24	
Potatoes	ROUND RED	10 lb bag									3.99	35	3.99	
Potatoes	ROUND RED	3 lb bag					2.50 - 2.99	104	2.52		1.99 - 3.49	343	3.20	
Potatoes	ROUND RED	5 lb bag	3.99	23	3.99		2.50 - 4.99	303	3.42		2.48 - 4.49	282	4.08	
Potatoes	ROUND RED	per lb	0.99 - 1.49	29	1.16		0.89 - 1.39	108	1.23		0.99	39	0.99	
Potatoes	ROUND WHITE	5 lb bag	1.99 - 3.99	224	3.55									
Potatoes	ROUND WHITE	per lb					1.39	74	1.39					

Wtd Avg - Simple weighted average



Commodity	Variety	Unit	NORTHEAST U.S.				SOUTHEAST U.S.				MIDWEST U.S.			
			Price Range	Number of Ads	Wtd Avg Price	% Marked Local	Price Range	Number of Ads	Wtd Avg Price	% Marked Local	Price Range	Number of Ads	Wtd Avg Price	% Marked Local
Potatoes	RUSSET	10 lb bag	3.99	29	3.99		2.98 - 2.99	17	2.98		2.99 - 5.49	334	4.76	
Potatoes	RUSSET	3 lb bag									1.49 - 2.00	21	1.81	
Potatoes	RUSSET	5 lb bag	1.99 - 3.99	1162	2.99		2.49 - 3.99	1799	3.82		1.49 - 3.99	556	3.24	
Potatoes	RUSSET	8 lb bag									1.99 - 4.88	259	3.94	
Potatoes	RUSSET	per lb	0.69 - 1.29	336	1.00		0.58 - 2.49	174	1.92		0.49 - 0.79	85	0.64	
Potatoes	YELLOW TYPE	10 lb bag									3.50	8	3.50	
Potatoes	YELLOW TYPE	3 lb bag	1.69	27	1.69		2.50	99	2.50		0.99 - 3.49	331	3.17	
Potatoes	YELLOW TYPE	5 lb bag	2.99 - 4.99	696	3.42		2.50 - 4.99	1229	3.36		2.50 - 4.49	314	4.04	
Potatoes	YELLOW TYPE	per lb	1.49	10	1.49									

VEGETABLES

Artichokes		each	2.78 - 2.99	129	2.79		2.78 - 3.00	124	2.85		2.78 - 3.99	75	2.91	
Asparagus	GREEN	per lb	1.69 - 3.99	1286	2.93		1.79 - 3.99	2094	2.85		1.77 - 3.49	1246	2.30	
Beans	ROUND GREEN TYPE	12 oz bag	2.49 - 3.99	494	2.57		2.50	30	2.50		2.99	199	2.99	
Beans	ROUND GREEN TYPE	per lb	1.49 - 1.99	73	1.71		0.98 - 1.99	100	1.71		0.79 - 1.88	185	1.11	
Beets		per lb	0.89	44	0.89		0.99	34	0.99		0.69	14	0.69	
Broccoli		per bunch	2.69	175	2.69		2.99	1195	2.99		2.49	9	2.49	
Broccoli		per lb					2.29	74	2.29					
Broccoli	BABY HYBRID TYPE	per bunch	2.99 - 3.00	54	3.00									
Broccoli	CROWN CUT	per lb	0.99 - 2.99	1309	1.58		1.48 - 1.99	538	1.87		0.69 - 2.99	718	2.35	
Brussels Sprouts		12 oz bag	2.50 - 3.50	440	2.56						3.00 - 3.49	189	3.27	
Brussels Sprouts		per lb	1.79 - 2.49	356	2.21		2.99	13	2.99		1.49 - 1.99	160	1.95	
Cabbage	ROUND GREEN TYPE	per lb	0.59 - 0.89	378	0.70		0.39 - 0.69	493	0.60		0.58 - 0.99	524	0.64	
Cactus Leaf (Nopales)		per lb									0.79 - 0.99	20	0.93	
Carrots		1 lb bag	0.99	42	0.99									
Carrots		2 lb bag	1.99 - 2.50	199	2.41		1.99	40	1.99		1.49 - 2.50	74	1.97	
Carrots		5 lb film bag									2.50	8	2.50	
Carrots		per lb	0.99	8	0.99						0.50	8	0.50	
Carrots	BABY PEELED	1 lb bag	0.99 - 2.00	880	1.26		1.25 - 1.69	612	1.54		0.99 - 1.89	498	1.29	
Carrots	BABY PEELED	2 lb bag	2.00 - 3.49	499	2.24		2.50 - 2.99	473	2.51		2.50 - 2.99	803	2.57	
Cauliflower		each	2.99 - 3.49	35	3.15		2.89 - 2.99	101	2.92					
Cauliflower		per lb									0.69 - 1.69	157	1.50	
Celery		each	0.99 - 2.00	344	1.32		0.98 - 1.50	77	1.26		0.99 - 1.99	112	1.55	
Celery	HEARTS	per package	2.49 - 2.99	194	2.91		2.49 - 2.79	77	2.78		2.49 - 2.50	25	2.49	
Chayote		each	0.67	9	0.67						0.59	6	0.59	
Chayote		per lb									0.99	22	0.99	
Cilantro		per bunch	0.67	38	0.67		0.34 - 0.59	308	0.56		0.33 - 0.49	38	0.40	
Collards		1 lb bag	2.99	11	2.99		2.50 - 2.79	82	2.76					
Collards		per bunch	2.50	413	2.50		0.99	42	0.99		0.99	35	0.99	

Wtd Avg - Simple weighted average



Commodity	Variety	Unit	NORTHEAST U.S.				SOUTHEAST U.S.				MIDWEST U.S.			
			Price Range	Number of Ads	Wtd Avg Price	% Marked Local	Price Range	Number of Ads	Wtd Avg Price	% Marked Local	Price Range	Number of Ads	Wtd Avg Price	% Marked Local
Collards		per lb	1.29 - 1.49	164	1.47									
Corn-Sweet		each	0.67 - 0.75	227	0.68		0.60 - 0.75	161	0.69		0.49 - 0.83	85	0.63	
Corn-Sweet		trays 4-5 ears film wrapped	2.39 - 5.99	319	4.23		2.39 - 5.00	399	3.06		2.99 - 4.99	51	4.19	
Cucumbers		each	0.40 - 0.83	339	0.69		0.59 - 1.28	1080	0.62		0.49 - 1.50	490	0.81	
Cucumbers	LONG SEEDLESS - Greenhouse	each	0.68 - 2.00	899	1.10		1.49 - 2.00	365	1.70		0.75 - 2.00	267	1.20	
Eggplant		per lb	0.99 - 1.79	97	1.32		1.49 - 1.69	85	1.66					
Garlic		per lb	4.99	54	4.99									
Garlic		per sleeve	1.50 - 2.50	43	2.31						1.50	8	1.50	
Jalapeno Peppers		per lb	1.49	190	1.49						0.50 - 0.99	271	0.94	
Kale		1 lb bag	2.50 - 2.99	424	2.51		2.79	74	2.79					
Kale		per bunch	1.29 - 2.99	205	2.82						0.99	13	0.99	
Leeks		per bunch	3.99	9	3.99									
Lettuce	Green Leaf	each	1.49 - 1.79	47	1.55						0.98 - 1.67	19	1.38	
Lettuce	Green Leaf	per lb	2.49	65	2.49									
Lettuce	Iceberg	each	0.99 - 2.00	580	1.47		0.99 - 1.68	135	1.42		0.98 - 1.99	247	1.37	
Lettuce	Red Leaf	each	1.49 - 1.79	47	1.55						1.67	11	1.67	
Lettuce	Red Leaf	per lb	2.49	65	2.49									
Lettuce	Romaine	each	1.79	9	1.79						0.98 - 1.67	19	1.38	
Lettuce	Romaine	per lb	2.49	65	2.49									
Lettuce	Romaine (Hearts)	3 count	2.49 - 3.99	211	3.78		2.98 - 3.49	1298	3.02		2.50 - 3.99	145	2.98	
Mixed Mini Sweet Peppers		1 lb package	1.99 - 2.99	44	2.43		1.99 - 2.98	1199	2.11		1.49 - 3.99	244	3.36	
Mushrooms	CREMINI	8 oz package	2.00 - 2.50	178	2.47		1.99 - 2.50	449	2.42		1.95 - 2.99	63	2.52	
Mushrooms	WHITE	12 oz tray wrapped	2.99	16	2.99									
Mushrooms	WHITE	8 oz package	1.19 - 2.50	930	1.63		1.29 - 2.99	1984	1.82		1.50 - 2.50	481	1.99	
Mushrooms	WHITE	per lb									3.50	22	3.50	
Mustard		1 lb bag	2.99	11	2.99									
Mustard		per bunch									0.99	13	0.99	
Onions, Green		per bunch	0.69 - 0.99	428	0.94						0.67	11	0.67	
Peppers (Bell Type)	GREEN	each	0.59 - 1.00	369	0.82		0.59 - 2.99	1061	2.75		0.79 - 0.99	432	0.84	
Peppers (Bell Type)	GREEN	per lb	0.99 - 1.99	480	1.66		0.68 - 1.99	1260	1.93		0.99 - 1.69	38	1.43	
Peppers (Bell Type)	ORANGE - Greenhouse	each	0.88	413	0.88		2.00	73	2.00		2.00	10	2.00	
Peppers (Bell Type)	ORANGE	each	1.67	272	1.67		0.97 - 1.67	124	1.29		0.99 - 1.67	188	1.27	
Peppers (Bell Type)	ORANGE	per lb									2.99	11	2.99	
Peppers (Bell Type)	RED - Greenhouse	each	0.88	413	0.88		2.00	73	2.00		2.00	10	2.00	
Peppers (Bell Type)	RED	each	1.67	272	1.67		0.97 - 1.67	124	1.29		0.99 - 1.67	188	1.27	

Wtd Avg - Simple weighted average



Commodity	Variety	Unit	NORTHEAST U.S.				SOUTHEAST U.S.				MIDWEST U.S.			
			Price Range	Number of Ads	Wtd Avg Price	% Marked Local	Price Range	Number of Ads	Wtd Avg Price	% Marked Local	Price Range	Number of Ads	Wtd Avg Price	% Marked Local
Peppers (Bell Type)	RED	per lb	0.99 - 2.99	696	1.59		0.99 - 1.99	74	1.53		0.99 - 2.99	17	2.28	
Peppers (Bell Type)	YELLOW - Greenhouse	each	0.88	413	0.88		2.00	73	2.00		2.00	10	2.00	
Peppers (Bell Type)	YELLOW	each					0.97 - 1.67	124	1.29		0.99 - 1.67	188	1.27	
Peppers (Bell Type)	YELLOW	per lb									2.99	11	2.99	
Radishes		1 lb bag	2.99	190	2.99		1.68	26	1.68		1.98	9	1.98	
Radishes		per bunch	0.99	9	0.99									
Salad (Mixed Types)		10-12 oz package	1.29 - 3.99	839	2.56		1.29 - 3.00	122	2.16		1.99 - 3.00	461	2.73	
Salad (Mixed Types)		5-9 oz package	2.00 - 5.69	855	2.96		1.50 - 3.00	89	2.37		2.00 - 5.99	460	2.78	
Serrano Peppers		per lb					1.49	277	1.49		0.99	14	0.99	
Spinach		per bunch									0.99 - 1.49	40	1.19	
Spinach	FLAT TYPE	5-7 oz package	3.49	15	3.49		3.00	1195	3.00					
Spinach	FLAT TYPE	8-10 oz package	1.99 - 2.50	721	2.40		1.50 - 2.00	66	1.89		1.50 - 5.99	165	3.05	
Squash	Acorn	per lb	0.99 - 1.49	29	1.33		1.49	3	1.49					
Squash	Butternut	per lb	0.79 - 1.49	107	0.94		1.49	3	1.49					
Squash	GREY	per lb									0.50 - 0.99	218	0.97	
Squash	Kabocha	per lb	0.98 - 0.99	15	0.99									
Squash	Spaghetti	per lb	0.99 - 1.49	29	1.33		1.49	3	1.49					
Squash	Yellow Crookneck/Straitneck	per lb	0.99 - 1.79	91	1.29		0.98 - 1.99	249	1.69		1.49	60	1.49	
Squash	Zucchini	per lb	0.99 - 1.79	133	1.27		0.98 - 1.99	265	1.67		0.50 - 1.99	312	1.13	
Sweet Potatoes		3 lb bag	2.99	11	2.99									
Sweet Potatoes		per lb	0.59 - 1.68	460	0.94		0.79 - 0.99	167	0.94		0.75 - 1.29	259	1.22	
Tomatillos		per lb									0.69 - 0.99	57	0.92	
Tomatoes		per lb	0.99 - 1.99	263	1.74		0.98 - 2.50	1072	2.38		0.59 - 2.99	445	1.90	
Tomatoes	Cherry Type	10 oz package	2.99 - 3.49	249	3.11						1.99 - 3.99	113	3.87	
Tomatoes	GRAPE TYPE	1 pint package	0.99 - 3.99	509	2.15		2.00 - 3.50	450	3.38		1.50 - 2.50	114	2.06	
Tomatoes	GRAPE TYPE	10 oz package	1.50 - 2.99	540	2.36		2.49 - 3.50	43	2.96		1.99 - 2.99	160	2.88	6
Tomatoes	Plum Type (Roma)	per lb	0.79 - 1.99	200	1.18		0.79 - 1.29	415	1.18		0.69 - 1.49	491	1.13	
Tomatoes	VINE RIPES - Greenhouse	per lb	1.49 - 2.99	271	2.17		1.99 - 2.99	271	2.13		0.99 - 2.49	324	1.78	10
Tomatoes	VINE RIPES	per lb	0.78 - 2.99	370	1.93		0.98 - 1.99	1283	1.96		0.79 - 1.99	167	1.70	
Tomatoes	Vine Ripes - Heirloom Varieties - Greenhouse	per lb	3.99	7	3.99									
Tomatoes	VINE RIPES - ON THE VINE - Greenhouse	per lb	0.99 - 2.49	866	1.40		1.49 - 2.99	1492	1.91		1.29 - 1.99	109	1.87	
Turnip Tops		1 lb bag	2.99	11	2.99									
Turnip Tops		per bunch					0.99	42	0.99		0.99	35	0.99	

OTHER SPECIALTY CROP ITEMS

Wtd Avg - Simple weighted average



Commodity	Variety	Unit	NORTHEAST U.S.				SOUTHEAST U.S.				MIDWEST U.S.			
			Price Range	Number of Ads	Wtd Avg Price	% Marked Local	Price Range	Number of Ads	Wtd Avg Price	% Marked Local	Price Range	Number of Ads	Wtd Avg Price	% Marked Local
Hemp Seeds Shelled		8 oz	9.99	9	9.99		9.99	52	9.99					
SEASONAL ITEMS														
Ornamentals	Chrysanthemums	6 inch pot					11.99	90	11.99					
Ornamentals	Daffodils	bunched 10s	2.50	15	2.50									
Ornamentals	Daffodils	bunched 5s									4.99	17	4.99	
Ornamentals	Rose, Hybrid Tea	bunched 12s	10.98 - 11.99	202	11.08						10.99 - 11.98	21	11.41	
Ornamentals	Tulips	6 inch pot									6.99	60	6.99	
Ornamentals	Tulips	bunched 10s	7.00 - 7.99	137	7.52						8.00 - 9.99	246	8.69	

Wtd Avg - Simple weighted average



Commodity	Variety	Unit	SOUTH CENTRAL U.S.				SOUTHWEST U.S.				NORTHWEST U.S.			
			Price Range	Number of Ads	Wtd Avg Price	% Marked Local	Price Range	Number of Ads	Wtd Avg Price	% Marked Local	Price Range	Number of Ads	Wtd Avg Price	% Marked Local
FRUIT														
Apples	Ambrosia	2 lb bag	2.99	163	2.99						3.78	8	3.78	
Apples	Ambrosia	per lb	1.29	6	1.29		1.29	2	1.29		1.29	6	1.29	
Apples	COSMIC CRISP	2 lb bag	2.99	163	2.99						3.78	8	3.78	
Apples	COSMIC CRISP	per lb	0.99 - 1.69	202	1.53		0.99 - 1.99	563	1.86		0.68 - 1.49	484	1.25	30
Apples	Envy	2 lb bag	2.99	163	2.99									
Apples	Envy	per lb	1.49	348	1.49		1.49	223	1.49		1.49	14	1.49	
Apples	Fuji	3 lb bag	3.99	10	3.99									
Apples	Fuji	per lb	0.97 - 1.69	173	1.47		0.69 - 1.99	363	1.32		0.99 - 1.99	32	1.68	
Apples	Gala/Royal Gala	2 lb bag	2.99	163	2.99									
Apples	Gala/Royal Gala	3 lb bag	3.99	37	3.99									
Apples	Gala/Royal Gala	per lb	1.29 - 1.49	176	1.37		0.79 - 0.99	402	0.96					
Apples	Granny Smith	per lb	1.49 - 1.69	150	1.61		0.89 - 0.99	188	0.93					
Apples	Honeycrisp	2 lb bag									3.78	8	3.78	
Apples	Honeycrisp	per lb	1.99 - 3.10	103	2.87		1.99 - 3.10	117	3.02		1.49 - 3.10	45	2.28	51
Apples	Jazz	2 lb bag	2.99	163	2.99						3.78	8	3.78	
Apples	Jazz	per lb					1.69	8	1.69					
Apples	Jonagold	per lb	1.69	61	1.69									
Apples	OPAL	per lb					0.99 - 1.99	237	1.50					
Apples	Pink Lady/Cripps Pink	per lb	0.97 - 1.69	243	1.30		0.99 - 1.99	239	1.67		1.29 - 1.99	39	1.68	
Apples	Red Delicious	3 lb bag	3.99	66	3.99									
Apples	Red Delicious	per lb	0.97 - 1.49	119	1.28		0.89 - 0.99	70	0.90					
Apples, Processed	Juice	64 oz (1/2 gallon)	1.67 - 3.48	306	2.62		1.99 - 4.39	591	2.35		1.99	10	1.99	
Apples, Processed	Juice Marked Cider	64 oz (1/2 gallon)									1.99	10	1.99	
Avocados	Hass	each	0.79 - 2.50	181	1.12		1.25 - 2.99	511	1.71		1.50	9	1.50	
Avocados	Hass-Marked Extra Large	each	3.49	160	3.49									
Avocados	Hass-Marked Large	each	1.50 - 2.50	50	2.22		1.50 - 2.50	135	1.57		1.50 - 2.50	28	1.89	
Avocados	Hass-Marked Medium	each					1.25 - 1.50	725	1.44		1.39	22	1.39	
Avocados	Hass-Marked Small	each					0.33 - 0.50	317	0.47					
Avocados	Various Greenskin Varieties	each	2.49 - 2.50	43	2.50									
Bananas		per lb	0.49	65	0.49		0.50 - 0.69	122	0.60		0.59	79	0.59	
Blackberries		5.6-6 oz package	1.97 - 3.50	368	2.75		2.50 - 4.99	1118	3.38		2.99 - 3.50	8	3.25	
Blueberries		1 pint (11-12 oz cntr w/ lid)	1.99 - 4.99	549	3.92		4.99	187	4.99		2.77	14	2.77	
Blueberries		18 oz package	3.99	7	3.99		3.99	40	3.99					
Blueberries		6 oz package	1.97 - 3.50	174	3.10		2.50 - 4.99	1025	3.45		2.77 - 3.50	22	2.94	

Wtd Avg - Simple weighted average



Commodity	Variety	Unit	SOUTH CENTRAL U.S.				SOUTHWEST U.S.				NORTHWEST U.S.			
			Price Range	Number of Ads	Wtd Avg Price	% Marked Local	Price Range	Number of Ads	Wtd Avg Price	% Marked Local	Price Range	Number of Ads	Wtd Avg Price	% Marked Local
Cantaloupes		each	3.50 - 4.99	56	4.22		5.99	8	5.99					
Cantaloupes		per lb	0.99	107	0.99		0.49 - 0.99	78	0.70		0.99	36	0.99	
Cherries	Red Varieties	per lb	3.99	6	3.99									
Clementines		2 lb bag					2.99	266	2.99		2.99	142	2.99	
Clementines		3 lb bag	4.99 - 5.99	154	5.33		2.97 - 3.99	670	3.69	54				
Dekopon (Shiranui)		2 lb bag	4.99 - 5.98	202	5.51		5.98	184	5.98		5.98	4	5.98	
Dekopon (Shiranui)		per lb	3.49 - 3.99	125	3.89		2.99 - 4.99	1031	4.00	18	3.49 - 3.98	121	3.89	
Grapefruit	RED	5 lb bag	3.89	274	3.89									
Grapefruit	RED	each	0.99 - 1.00	113	1.00		0.89 - 1.99	81	1.88					
Grapes	Black Seedless	per lb	1.47 - 2.99	982	1.97		0.99 - 2.99	684	2.43		1.49 - 2.77	214	1.65	
Grapes	Red Seedless	per lb	1.47 - 2.99	1482	1.99		0.99 - 3.99	1746	2.73		1.49 - 3.99	656	2.77	
Grapes	White Seedless Type	per lb	1.47 - 4.99	1957	2.10		0.99 - 3.99	1779	2.72		1.49 - 3.99	662	2.78	
Honeydews		per lb					0.99	9	0.99					
Kiwifruit	Hayward	1-lb containers with lids	4.99	42	4.99									
Kiwifruit	Hayward	2-lb containers with lids	5.98	107	5.98		5.98	184	5.98		5.98	4	5.98	
Kiwifruit	Hayward	each					0.50	55	0.50					
Kiwifruit	Yellow Flesh	1-lb containers with lids	4.99	7	4.99									
Lemons		2 lb bag	2.89 - 3.99	350	2.99		2.89 - 2.99	135	2.92		4.99	23	4.99	
Lemons		each	0.20 - 1.00	253	0.53	4	0.16 - 0.50	142	0.37		0.33 - 0.79	85	0.58	
Lemons		per lb					0.50 - 0.77	114	0.71					
Limes		each	0.13 - 0.49	209	0.24		0.16 - 0.50	63	0.21		0.50 - 0.79	81	0.58	
Limes		per lb					0.89 - 1.99	67	0.99					
Mangoes	Round Varieties	each	0.77 - 1.50	142	1.26		1.25 - 1.69	668	1.26					
Mangoes	Round Varieties Marked Extra Large	each	2.00	18	2.00						2.50	61	2.50	
Mangoes	Round Varieties Marked Large	each					0.99 - 1.67	295	1.44					
Mangoes	Round Varieties Marked Large	per lb					0.99	61	0.99					
Mangoes	Yellow Varieties	each	0.99 - 1.50	171	1.02		0.79 - 1.89	267	0.84					
Mangoes	Yellow Varieties Marked Medium	each					0.89	6	0.89					
Nectarines	Various White Flesh Varieties	per lb	1.99 - 2.49	21	2.32		0.99 - 2.69	117	1.54		2.99	184	2.99	
Nectarines	Various Yellow Flesh Varieties	per lb	1.29 - 2.99	941	2.62		0.89 - 2.99	740	2.21		2.49 - 2.99	203	2.96	
Oranges	Navel	3 lb bag	3.99	77	3.99	11								
Oranges	Navel	4 lb bag	3.99 - 4.99	176	4.38	15					4.99	11	4.99	
Oranges	Navel	8 lb bag	4.97	47	4.97		6.99	115	6.99					
Oranges	Navel	each	0.20 - 1.00	212	0.63	5								
Oranges	Navel	per lb	0.97 - 1.99	128	1.57		0.50 - 1.99	502	1.10		0.89 - 1.99	361	1.24	

Wtd Avg - Simple weighted average



Commodity	Variety	Unit	SOUTH CENTRAL U.S.				SOUTHWEST U.S.				NORTHWEST U.S.			
			Price Range	Number of Ads	Wtd Avg Price	% Marked Local	Price Range	Number of Ads	Wtd Avg Price	% Marked Local	Price Range	Number of Ads	Wtd Avg Price	% Marked Local
Oranges	Navel, Cara Cara	3 lb bag					3.99	187	3.99		3.99	287	3.99	
Oranges	Navel, Cara Cara	each	0.13 - 0.66	34	0.49									
Oranges	Navel, Cara Cara	per lb	1.28	17	1.28		0.50	7	0.50		1.49	9	1.49	
Oranges	Valencia	per lb	0.98	68	0.98		0.69 - 0.99	72	0.74					
Papaya	Maradol/Tainung Types	per lb	0.89 - 0.99	339	0.91		0.69 - 1.39	376	0.86					
Peaches	Various White Flesh Varieties	per lb	2.49	14	2.49		1.99	8	1.99		2.99	184	2.99	
Peaches	Various Yellow Flesh Varieties	per lb	1.79 - 2.99	903	2.67		1.49 - 2.99	852	2.33		2.69 - 2.99	199	2.97	
Pears	Bartlett	per lb	1.89 - 1.99	14	1.94		1.99 - 2.49	162	2.44		1.99	102	1.99	82
Pears	D'Anjou	per lb	1.97	42	1.97		2.49	146	2.49		1.99	23	1.99	
Pineapples		each	1.99 - 3.99	677	2.80		2.50 - 4.99	666	3.45		2.50 - 4.00	216	3.28	
Pineapples		per lb	0.79 - 0.99	79	0.83		0.50 - 1.34	270	0.96		0.89	6	0.89	
Plums		per lb	2.69 - 2.99	672	2.80		1.49 - 2.69	232	2.64		2.69 - 3.98	82	3.01	
Pomegranates		each	4.99	7	4.99		4.99	40	4.99					
Prunes		per lb					3.99	8	3.99					
Raspberries		6 oz package	2.48 - 2.99	97	2.63		4.99	122	4.99					
Strawberries		1 lb package	1.49 - 3.79	1408	2.37		2.29 - 5.99	1030	3.59		1.98 - 3.99	217	3.28	
Strawberries		2 lb package	2.99 - 6.99	322	5.32						4.00	287	4.00	
Tangelos		3 lb bag					3.99	187	3.99		3.99	287	3.99	
Tangelos		each	0.66	23	0.66									
Tangelos		per lb	0.97	31	0.97									
Tangerines/Mandarins		2 lb bag					4.99	14	4.99		2.98	9	2.98	
Tangerines/Mandarins		3 lb bag	2.98 - 5.99	729	3.82	1	3.99 - 4.99	418	4.12		3.99	172	3.99	
Tangerines/Mandarins		each	0.75	11	0.75									
Tangerines/Mandarins		per lb					0.99 - 2.69	94	1.47		1.48 - 2.99	56	2.69	
Watermelons	Red Flesh Seedless Miniature	each	3.99	518	3.99		2.00 - 5.99	483	4.46		3.98 - 3.99	146	3.99	
Watermelons	Red Flesh Seedless Type	each	5.99	65	5.99									
Watermelons	Red Flesh Seedless Type	per lb					0.89	11	0.89					

POTATOES & ONIONS

Onions, Dry	RED	per lb	0.99 - 1.29	186	1.12		0.69 - 1.29	17	0.90		0.88 - 0.99	32	0.96	
Onions, Dry	WHITE	2 lb bag					0.99	69	0.99					
Onions, Dry	WHITE	per lb	0.49 - 1.28	208	0.69		0.34 - 0.99	268	0.71		0.88 - 0.89	88	0.89	89
Onions, Dry	YELLOW	2 lb bag	1.00 - 1.49	20	1.29									
Onions, Dry	YELLOW	3 lb bag	1.99 - 2.99	113	2.60		1.99 - 2.00	78	2.00					
Onions, Dry	YELLOW	5 lb bag					1.99	17	1.99					
Onions, Dry	YELLOW	per lb	0.33 - 1.49	89	0.77		0.33 - 1.49	171	1.35		0.79 - 0.89	19	0.84	47

Wtd Avg - Simple weighted average



Commodity	Variety	Unit	SOUTH CENTRAL U.S.				SOUTHWEST U.S.				NORTHWEST U.S.			
			Price Range	Number of Ads	Wtd Avg Price	% Marked Local	Price Range	Number of Ads	Wtd Avg Price	% Marked Local	Price Range	Number of Ads	Wtd Avg Price	% Marked Local
Onions, Dry	YELLOW MARKED SWEET	2 lb bag	2.69	107	2.69									
Onions, Dry	YELLOW MARKED SWEET	3 lb bag	2.50 - 4.69	92	3.95									
Onions, Dry	YELLOW MARKED SWEET	per lb	1.28 - 1.49	383	1.44						0.79	36	0.79	
Potatoes	ROUND RED	3 lb bag									1.99	23	1.99	
Potatoes	ROUND RED	5 lb bag	2.49 - 3.99	446	3.45									
Potatoes	ROUND RED	per lb	0.79 - 1.29	103	1.25		0.77 - 1.69	329	1.36		0.59 - 1.69	44	1.24	
Potatoes	ROUND WHITE	5 lb bag	2.99	18	2.99		2.49	53	2.49					
Potatoes	ROUND WHITE	per lb					0.77 - 1.39	65	0.90					
Potatoes	RUSSET	10 lb bag	2.98 - 4.99	309	3.93	30	2.99 - 3.99	189	3.10		1.49	17	1.49	
Potatoes	RUSSET	3 lb bag					1.99	17	1.99					
Potatoes	RUSSET	5 lb bag	1.77 - 2.99	263	1.98		1.99 - 2.50	297	2.37					
Potatoes	RUSSET	8 lb bag	3.49	27	3.49		1.99	9	1.99					
Potatoes	RUSSET	per lb	0.66 - 0.69	75	0.68		0.39	7	0.39		0.48 - 0.89	81	0.63	11
Potatoes	YELLOW TYPE	3 lb bag	1.50	9	1.50									
Potatoes	YELLOW TYPE	5 lb bag	2.50 - 3.99	357	3.61									
Potatoes	YELLOW TYPE	per lb	0.66 - 1.29	118	1.17						0.59	11	0.59	

VEGETABLES

Artichokes		each	1.50 - 3.99	295	3.45		1.50 - 3.99	850	3.04	41	1.50 - 3.50	70	2.31	
Asparagus	GREEN	per lb	1.49 - 2.99	859	2.14		1.49 - 3.99	874	1.90		1.49 - 3.99	586	1.93	
Beans	ROUND GREEN TYPE	per lb	0.99	5	0.99		0.79 - 1.99	183	1.90		1.69	11	1.69	
Beets		per lb					0.99	55	0.99					
Bok Choy		per lb	0.99	7	0.99									
Broccoli		per lb					0.99	73	0.99		0.99 - 1.49	304	1.46	
Broccoli	CROWN CUT	per lb	0.99 - 2.99	165	2.13		0.69 - 2.29	31	1.47		1.98	81	1.98	
Brussels Sprouts		per lb	1.28	9	1.28		2.29	8	2.29		1.69	79	1.69	
Cabbage	ROUND GREEN TYPE	per lb	0.33 - 0.99	324	0.68		0.39 - 1.59	81	0.82		0.88 - 1.59	31	1.38	
Cactus Leaf (Nopales)		per lb	0.89	30	0.89									
Carrots		1 lb bag					0.79	6	0.79					
Carrots		2 lb bag									1.50	9	1.50	
Carrots		5 lb film bag					3.00	63	3.00					
Carrots		per lb	0.49 - 0.79	120	0.59		0.49 - 0.69	69	0.67					
Carrots	BABY PEELED	1 lb bag	1.48 - 1.50	71	1.49		0.99 - 1.25	30	1.19		1.25 - 1.29	34	1.28	
Carrots	BABY PEELED	2 lb bag	2.50 - 3.49	363	2.57	7	2.50	223	2.50		2.50	199	2.50	
Cauliflower		each					1.29 - 3.00	48	1.57					
Cauliflower		per lb					0.79 - 1.49	391	1.31		0.99 - 1.49	304	1.46	
Celery		each	0.99 - 2.19	112	1.09		0.50 - 1.49	227	1.04		0.79 - 1.49	32	1.27	

Wtd Avg - Simple weighted average



Commodity	Variety	Unit	SOUTH CENTRAL U.S.				SOUTHWEST U.S.				NORTHWEST U.S.			
			Price Range	Number of Ads	Wtd Avg Price	% Marked Local	Price Range	Number of Ads	Wtd Avg Price	% Marked Local	Price Range	Number of Ads	Wtd Avg Price	% Marked Local
Celery		per lb					1.49	10	1.49		0.99	210	0.99	
Celery	HEARTS	per package	2.50 - 2.59	161	2.51						2.50	14	2.50	
Chayote		each					0.34 - 0.80	89	0.52					
Cilantro		per bunch	0.20 - 0.50	228	0.35		0.20 - 1.25	474	0.66		0.44	9	0.44	
Corn-Sweet		each	0.50 - 0.75	281	0.65		0.50 - 0.69	473	0.64					
Corn-Sweet		trays 4-5 ears film wrapped	2.98 - 4.99	428	3.54		3.99	8	3.99		5.99	11	5.99	
Cucumbers		each	0.33 - 0.79	417	0.60		0.25 - 0.69	887	0.51		0.50 - 1.50	91	0.80	
Cucumbers	LONG SEEDLESS - Greenhouse	each	0.99 - 1.50	254	1.40		1.25	40	1.25					
Eggplant		per lb	1.29 - 1.49	67	1.47									
Garlic		per sleeve	1.49 - 1.99	88	1.91		0.99 - 1.99	217	1.56		2.50	81	2.50	
Jalapeno Peppers		per lb	0.50 - 0.89	139	0.78		0.49 - 0.99	338	0.65		0.98	9	0.98	
Lettuce	Boston	each					1.99	8	1.99					
Lettuce	Green Leaf	each	1.58 - 1.99	44	1.83		1.99 - 2.49	18	2.27		2.49	22	2.49	
Lettuce	Iceberg	each	0.75 - 0.99	124	0.95		0.99 - 1.29	72	1.04		1.29 - 1.69	78	1.60	
Lettuce	Iceberg	per lb									0.99	36	0.99	
Lettuce	Red Leaf	each	1.58	17	1.58		1.99 - 2.49	18	2.27		2.49	22	2.49	
Lettuce	Romaine	each					0.50 - 1.99	15	1.29		2.49	22	2.49	
Lettuce	Romaine (Hearts)	3 count	3.49	95	3.49									
Mixed Mini Sweet Peppers		1 lb package	3.99	107	3.99		2.99	209	2.99		3.98 - 3.99	29	3.99	
Mushrooms	CREMINI	8 oz package	2.49	18	2.49		3.99	10	3.99					
Mushrooms	WHITE	8 oz package	1.50 - 2.39	533	2.00	9	1.29 - 3.99	175	1.72		2.50 - 3.99	49	3.17	
Onions, Green		per bunch	0.59 - 0.75	19	0.68		0.26 - 1.25	350	0.78		0.29 - 0.69	99	0.65	
Peppers (Bell Type)	GREEN	each	0.20 - 0.88	174	0.58		0.34 - 1.25	441	0.82		0.79 - 0.99	29	0.95	
Peppers (Bell Type)	GREEN	per lb					0.99	9	0.99					
Peppers (Bell Type)	ORANGE - Greenhouse	each	1.50 - 1.66	25	1.56									
Peppers (Bell Type)	ORANGE	each	0.88 - 1.59	688	1.23		0.50 - 0.89	119	0.74					
Peppers (Bell Type)	RED - Greenhouse	each	1.50 - 1.66	25	1.56									
Peppers (Bell Type)	RED	each	0.77 - 1.59	735	1.20		0.50 - 1.25	265	1.02					
Peppers (Bell Type)	YELLOW - Greenhouse	each	1.50 - 1.66	25	1.56									
Peppers (Bell Type)	YELLOW	each	0.88 - 1.59	688	1.23		0.50 - 0.89	119	0.74					
Radishes		1 lb bag									0.69	18	0.69	
Radishes		per bunch					0.25 - 1.25	394	0.70		0.69	61	0.69	
Salad (Mixed Types)		10-12 oz package	0.99 - 3.99	533	3.08		2.00 - 3.00	671	2.72		2.50 - 3.49	165	2.64	
Salad (Mixed Types)		5-9 oz package	3.00 - 3.98	81	3.21		2.00 - 3.00	671	2.72		2.50 - 3.78	252	3.03	

Wtd Avg - Simple weighted average



Commodity	Variety	Unit	SOUTH CENTRAL U.S.				SOUTHWEST U.S.				NORTHWEST U.S.			
			Price Range	Number of Ads	Wtd Avg Price	% Marked Local	Price Range	Number of Ads	Wtd Avg Price	% Marked Local	Price Range	Number of Ads	Wtd Avg Price	% Marked Local
Serrano Peppers		per lb	0.97 - 0.99	185	0.97		0.79 - 0.99	63	0.89					
Spinach	FLAT TYPE	8-10 oz package	2.00	14	2.00		1.69	9	1.69		1.98	9	1.98	
Squash	Acorn	per lb	1.39	7	1.39									
Squash	Butternut	per lb	1.39	7	1.39									
Squash	GREY	per lb	0.69 - 0.99	140	0.83		0.34 - 1.29	389	1.08					
Squash	Kabocha	per lb					0.69 - 1.29	49	0.80					
Squash	Spaghetti	per lb	1.39	7	1.39									
Squash	Yellow Crookneck/Straightneck	per lb	0.99 - 1.69	185	1.21									
Squash	Zucchini	per lb	0.69 - 1.69	292	1.13		0.49 - 1.99	371	0.93		0.99 - 1.99	153	1.13	
Sweet Potatoes		per lb	0.87 - 1.29	439	1.07		0.69 - 1.49	69	0.78		1.98	81	1.98	
Tomatillos		per lb	0.50 - 0.99	137	0.81		0.49 - 0.99	266	0.80		0.98	9	0.98	
Tomatoes		per lb	0.99 - 1.49	180	1.36		0.99 - 2.49	290	1.76		0.99 - 1.39	32	1.14	
Tomatoes	Cherry Type	10 oz package					2.00	266	2.00					
Tomatoes	GRAPE TYPE	1 pint package	1.98 - 2.00	90	1.99									
Tomatoes	GRAPE TYPE	10 oz package	1.99 - 3.00	288	2.22		2.00	266	2.00		2.00 - 2.99	273	2.48	
Tomatoes	Plum Type (Roma)	per lb	0.69 - 1.49	377	0.85		0.49 - 1.99	829	1.22		0.99 - 1.99	182	1.31	
Tomatoes	VINE RIPES - Greenhouse	per lb					2.99	352	2.99					
Tomatoes	VINE RIPES	per lb	0.79 - 0.98	155	0.84		0.69 - 0.99	49	0.75					
Tomatoes	Vine Ripes - Heirloom Varieties - Greenhouse	per lb					3.99	8	3.99					
Tomatoes	VINE RIPES - ON THE VINE - Greenhouse	per lb	1.49 - 2.49	402	1.79		1.99	26	1.99		1.68 - 2.99	330	2.46	
OTHER SPECIALTY CROP ITEMS														
Hemp Seeds Shelled		8 oz	7.99	33	7.99						7.99	1	7.99	
SEASONAL ITEMS														
Ornamentals	Daffodils	bunched 10s					2.49	13	2.49					
Ornamentals	Rose, Hybrid Tea	bunched 12s	9.99 - 14.00	146	10.96						13.99	9	13.99	
Ornamentals	Tulips	6 inch pot					8.99	219	8.99					
Ornamentals	Tulips	bunched 10s									11.99	19	11.99	

Wtd Avg - Simple weighted average



Commodity	Variety	Unit	ALASKA U.S.				HAWAII U.S.			
			Price Range	Number of Ads	Wtd Avg Price	% Marked Local	Price Range	Number of Ads	Wtd Avg Price	% Marked Local
FRUIT										
Apples	Ambrosia	per lb					1.99	7	1.99	
Apples	COSMIC CRISP	per lb	1.99	11	1.99					
Apples	Envy	per lb					1.99	23	1.99	
Apples	Fuji	3 lb bag					5.99	3	5.99	
Apples	Fuji	per lb	1.18	3	1.18					
Apples	Gala/Royal Gala	per lb	2.29	11	2.29					
Apples	Honeycrisp	per lb	1.69	1	1.69					
Apples	Jazz	per lb	1.99	9	1.99					
Apples, Processed	Juice	64 oz (1/2 gallon)	3.50 - 3.99	12	3.54					
Avocados	Hass	each					1.67	23	1.67	
Avocados	Hass-Marked Medium	each					1.95	4	1.95	
Avocados	Hass-Marked Small	each	1.79	1	1.79					
Bananas		per lb					1.29	3	1.29	
Blackberries		5.6-6 oz package	3.49	2	3.49					
Blueberries		18 oz package	5.59	1	5.59					
Blueberries		6 oz package	2.99 - 3.49	11	3.08					
Cantaloupes		per lb					2.49	23	2.49	
Cherries	Red Varieties	per lb	4.99	1	4.99					
Dekopon (Shiranui)		per lb					5.43	4	5.43	
Grapes	Black Seedless	per lb	2.49	11	2.49		3.87	4	3.87	
Grapes	Red Seedless	per lb	2.49 - 4.49	25	3.45		2.99 - 5.39	54	4.08	
Grapes	White Seedless Type	per lb	2.49 - 4.49	25	3.45		2.99 - 5.39	50	4.16	
Lemons		2 lb bag					6.39	7	6.39	
Lemons		each	0.59	1	0.59					
Limes		each	0.49	1	0.49					
Mangoes	Round Varieties	each	1.79 - 3.49	41	3.01					
Nectarines	Various White Flesh Varieties	per lb	3.99	11	3.99		2.99	27	2.99	
Nectarines	Various Yellow Flesh Varieties	per lb	2.79 - 3.99	13	3.81					
Oranges	Navel	3 lb bag	4.99	11	4.99		4.99	27	4.99	
Oranges	Navel	per lb	1.99 - 2.99	30	2.92					
Oranges	Navel, Cara Cara	3 lb bag	4.49 - 4.99	22	4.74		9.29	7	9.29	
Peaches	Various White Flesh Varieties	per lb	3.99	11	3.99					
Peaches	Various Yellow Flesh Varieties	per lb	3.99	11	3.99					
Pineapples		each	4.99	11	4.99		3.32 - 4.99	11	4.38	
Plums		per lb	3.99	11	3.99					

Wtd Avg - Simple weighted average



Commodity	Variety	Unit	ALASKA U.S.				HAWAII U.S.			
			Price Range	Number of Ads	Wtd Avg Price	% Marked Local	Price Range	Number of Ads	Wtd Avg Price	% Marked Local
Strawberries		1 lb package	4.79	1	4.79		4.99	23	4.99	
Tangelos		3 lb bag	4.49 - 4.99	22	4.74					
Tangelos		per lb	2.29	9	2.29		1.69	33	1.69	
Tangerines/Mandarins		2 lb bag	4.48	3	4.48					
Tangerines/Mandarins		3 lb bag	6.39	3	6.39		6.99	7	6.99	
Watermelons	Red Flesh Seedless Miniature	each	6.49	11	6.49					
POTATOES & ONIONS										
Onions, Dry	YELLOW	per lb	0.79	1	0.79					
Onions, Dry	YELLOW MARKED SWEET	2 lb bag					3.99	3	3.99	
VEGETABLES										
Artichokes		each					3.89	4	3.89	
Asparagus	GREEN	per lb	1.99 - 5.99	17	2.86					
Beans	ROUND GREEN TYPE	per lb	2.59	1	2.59					
Broccoli		per lb	1.99	11	1.99					
Broccoli	CROWN CUT	per lb					2.99	23	2.99	
Cabbage	ROUND GREEN TYPE	per lb	1.49 - 1.59	12	1.58		1.29	4	1.29	
Carrots		1 lb bag					1.49	3	1.49	
Carrots		2 lb bag	2.98 - 4.49	31	4.34					
Carrots	BABY PEELED	2 lb bag	3.00	11	3.00					
Cauliflower		per lb	1.99	11	1.99		2.99	27	2.99	
Celery		each	3.99	28	3.99					
Celery		per lb					1.49	3	1.49	
Cucumbers	LONG SEEDLESS - Greenhouse	each	2.50	9	2.50					
Jalapeno Peppers		per lb	1.29	1	1.29					
Lettuce	Iceberg	per lb					1.99	3	1.99	
Lettuce	Romaine (Hearts)	3 count					4.99	27	4.99	
Mushrooms	WHITE	8 oz package	2.79	2	2.79					
Peppers (Bell Type)	GREEN	each	1.25	9	1.25					
Peppers (Bell Type)	GREEN	per lb					2.99	30	2.99	76
Peppers (Bell Type)	ORANGE	per lb	3.08	3	3.08					
Peppers (Bell Type)	RED	per lb	3.08	3	3.08					
Peppers (Bell Type)	YELLOW	per lb	3.08	3	3.08					
Salad (Mixed Types)		5-9 oz package	2.79	11	2.79					

Wtd Avg - Simple weighted average



Commodity	Variety	Unit	ALASKA U.S.				HAWAII U.S.			
			Price Range	Number of Ads	Wtd Avg Price	% Marked Local	Price Range	Number of Ads	Wtd Avg Price	% Marked Local
Squash	Yellow Crookneck/Straightneck	per lb	1.89	1	1.89					
Squash	Zucchini	per lb	1.89	1	1.89					
Sweet Potatoes		per lb	1.79	1	1.79					
Tomatoes		per lb					2.99	26	2.99	88
Tomatoes	Plum Type (Roma)	per lb	1.59 - 2.29	10	2.22					
Tomatoes	VINE RIPES - Greenhouse	per lb	2.99	11	2.99					
Tomatoes	VINE RIPES - ON THE VINE - Greenhouse	per lb	1.78 - 2.99	16	2.70		2.99	4	2.99	
OTHER SPECIALTY CROP ITEMS										
Hemp Seeds Shelled		8 oz	8.79	11	8.79					

Wtd Avg - Simple weighted average



NATIONAL ORGANIC SUMMARY

(not including AK & HI)

Fruit								
Commodity	Variety	Unit	THIS WEEK		LAST WEEK		LAST YEAR	
			Number of Ads	Wtd Avg Price	Number of Ads	Wtd Avg Price	Number of Ads	Wtd Avg Price
Apples	Ambrosia	2 lb bag	197	3.99			197	2.50
Apples	Ambrosia	per lb	8	1.89				
Apples	COSMIC CRISP	per lb	468	2.83	853	2.46		
Apples	Fuji	2 lb bag	350	4.70	413	4.25	201	4.99
Apples	Fuji	per lb	230	2.06	1,102	2.20	129	1.69
Apples	Gala/Royal Gala	2 lb bag	538	4.44	351	4.20	585	4.99
Apples	Gala/Royal Gala	3 lb bag	77	5.99	122	5.99	75	4.85
Apples	Gala/Royal Gala	per lb	406	2.02	700	2.12	857	2.10
Apples	Granny Smith	2 lb bag	104	4.97	366	4.58	197	4.88
Apples	Granny Smith	per lb	409	2.02	224	2.01	261	1.93
Apples	Honeycrisp	per lb	67	3.10			323	2.91
Apples	Pink Lady/Cripps Pink	2 lb bag	11	4.99	373	4.06	190	4.99
Avocados	Hass	each	165	1.93	182	2.46	473	1.48
Bananas		per lb	363	0.75	416	0.87	179	0.93
Blackberries		5.6-6 oz package	1,130	4.55	97	4.00	724	4.43
Blueberries		1 pint (11-12 oz cntr w/ lid)	415	4.69	1,025	4.94	827	4.67
Blueberries		18 oz package	149	4.99			565	6.64
Blueberries		6 oz package	1,080	4.29	102	4.33	1,922	4.26
Clementines		2 lb bag	326	4.49	298	5.15	275	5.10
Grapefruit	RED	each	23	1.25			34	2.00
Grapes	Red Seedless	per lb	190	1.49	7	3.99		
Grapes	White Seedless Type	per lb	287	2.59	107	3.79		
Kiwifruit	Yellow Flesh	1-lb containers with lids	144	5.99				
Lemons		2 lb bag	88	3.79	64	4.10	92	4.29
Lemons		each	6	1.00	315	0.99	257	0.93
Mangoes	Round Varieties	each	37	2.11	117	2.39	366	2.50
Mangoes	Yellow Varieties	each	41	2.30	19	2.50	187	1.50
Nectarines	Various Yellow Flesh Varieties	per lb	35	2.49				
Oranges	Navel	3 lb bag	52	4.98	782	4.96	7	2.99
Oranges	Navel	4 lb bag	190	7.99	255	6.99	339	5.45
Oranges	Navel	each	34	1.66	32	1.14	117	1.30
Oranges	Navel	per lb	118	2.24	74	1.93	779	1.95
Oranges	Navel, Cara Cara	3 lb bag	52	4.98	347	4.98	9	5.99

Wtd Avg - Simple weighted average



Commodity	Variety	Unit	THIS WEEK		LAST WEEK		LAST YEAR	
			Number of Ads	Wtd Avg Price	Number of Ads	Wtd Avg Price	Number of Ads	Wtd Avg Price
Oranges	Navel, Cara Cara	per lb	395	2.21				
Papaya	Maradol/Tainung Types	per lb	6	0.98				
Peaches	Various Yellow Flesh Varieties	per lb	35	2.49	10	2.99		
Pears	D'Anjou	per lb	68	2.49	8	2.99	519	2.26
Pineapples		each	22	3.89	6	3.99	122	4.43
Plums		per lb	8	1.89			29	3.79
Raspberries		6 oz package	72	4.99	68	4.00	301	4.25
Strawberries		1 lb package	2,587	3.98	1,217	3.73	689	4.97
Tangelos		per lb	184	1.79				
Tangerines/Mandarins		2 lb bag	955	5.26	2,703	4.90	1,224	5.04
Tangerines/Mandarins		3 lb bag	199	4.99			75	5.54
Tangerines/Mandarins		per lb	22	2.62			6	2.48

Potatoes & Onions

Commodity	Variety	Unit	THIS WEEK		LAST WEEK		LAST YEAR	
			Number of Ads	Wtd Avg Price	Number of Ads	Wtd Avg Price	Number of Ads	Wtd Avg Price
Onions, Dry	RED	per lb	81	1.98				
Onions, Dry	YELLOW	3 lb bag	1,135	4.41	228	4.82	385	4.62
Onions, Dry	YELLOW	per lb	162	1.51	154	1.49	162	1.20
Onions, Dry	YELLOW MARKED SWEET	3 lb bag	75	4.29				
Onions, Dry	YELLOW MARKED SWEET	per lb	187	1.78				
Potatoes	ROUND RED	3 lb bag	283	3.90	491	3.64	335	3.78
Potatoes	RUSSET	3 lb bag	392	3.49	321	3.40	171	3.44
Potatoes	RUSSET	5 lb bag	34	6.99	14	4.79	34	5.99
Potatoes	RUSSET	per lb	208	1.28	165	1.48	154	1.49
Potatoes	YELLOW TYPE	3 lb bag	127	3.67	405	3.59	335	3.78
Potatoes	YELLOW TYPE	5 lb bag	59	3.99				

Vegetables

Commodity	Variety	Unit	THIS WEEK		LAST WEEK		LAST YEAR	
			Number of Ads	Wtd Avg Price	Number of Ads	Wtd Avg Price	Number of Ads	Wtd Avg Price
Asparagus	GREEN	per lb	1,970	3.71	332	3.52	1,750	3.65
Beans	ROUND GREEN TYPE	12 oz bag	49	4.15	249	5.65	174	3.99
Beets		per bunch	281	3.09	21	1.99		
Broccoli		per bunch	593	3.19	938	3.10	362	3.19
Broccoli		per lb	91	2.41	28	2.18	85	1.93
Broccoli	BABY HYBRID TYPE	per bunch	52	3.00	742	3.17		
Broccoli	CROWN CUT	per lb	47	2.99	22	1.49	33	2.63

Wtd Avg - Simple weighted average



Commodity	Variety	Unit	THIS WEEK		LAST WEEK		LAST YEAR	
			Number of Ads	Wtd Avg Price	Number of Ads	Wtd Avg Price	Number of Ads	Wtd Avg Price
Brussels Sprouts		1 lb bag	190	3.99			190	3.99
Brussels Sprouts		per lb	16	3.99	46	4.16	8	3.99
Carrots		1 lb bag	72	1.49			17	0.88
Carrots		2 lb bag	285	2.49	24	2.33	321	3.38
Carrots		per bunch	245	3.26	30	2.25	53	2.71
Carrots		per lb	154	1.29	154	1.29	154	1.49
Carrots	BABY PEELED	1 lb bag	2,721	1.70	906	1.72	1,222	1.72
Carrots	BABY PEELED	2 lb bag	14	2.49				
Cauliflower		each	25	3.99	697	4.28	143	4.25
Cauliflower		per lb	20	1.25	43	1.49	18	1.77
Celery		each	32	2.31	360	2.64	69	2.82
Celery	HEARTS	per package	642	3.92			482	3.41
Cilantro		per bunch	16	1.10	166	1.00	361	1.60
Cucumbers		each	79	1.25	171	1.00	121	1.18
Cucumbers	LONG SEEDLESS - Greenhouse	each	9	1.79	1,152	2.11	438	2.29
Kale		per bunch	125	2.97	583	2.24	37	2.27
Lettuce	Romaine (Hearts)	3 count	1,926	2.68	457	3.88	837	3.74
Mixed Mini Sweet Peppers		1 lb package	109	3.02	217	4.95	35	4.45
Mushrooms	CREMINI	8 oz package	114	3.29	184	2.99	692	3.26
Mushrooms	WHITE	6 oz package	9	3.99	81	3.48		
Mushrooms	WHITE	8 oz package	28	3.19	549	3.16	640	3.15
Onions, Green		per bunch	124	0.79	183	1.00	146	1.49
Peppers (Bell Type)	GREEN	per lb	7	2.99	20	1.49		
Peppers (Bell Type)	ORANGE	each	32	1.78	11	2.50	11	2.50
Peppers (Bell Type)	ORANGE - Greenhouse	each	131	2.42				
Peppers (Bell Type)	RED	each	55	1.87	11	2.50	11	2.50
Peppers (Bell Type)	RED - Greenhouse	each	131	2.42				
Peppers (Bell Type)	YELLOW	each	55	1.87	11	2.50	11	2.50
Peppers (Bell Type)	YELLOW - Greenhouse	each	131	2.42				
Salad (Mixed Types)		1 lb package	2,285	4.81	42	4.58	1,318	4.81
Salad (Mixed Types)		10-12 oz package	509	4.22	586	5.96	190	5.37
Salad (Mixed Types)		5-9 oz package	1,945	3.51	4,168	3.39	1,878	3.51
Spinach		per bunch	53	1.50				
Spinach	FLAT TYPE	5-7 oz package	117	3.43	244	3.18	1,327	3.44
Squash	Yellow Crookneck/Straightneck	per lb	205	2.10	22	2.69		
Squash	Zucchini	per lb	211	2.10	60	2.32	14	1.99
Sweet Potatoes		per lb	50	1.67	481	2.21	113	1.89

Wtd Avg - Simple weighted average



Commodity	Variety	Unit	THIS WEEK		LAST WEEK		LAST YEAR	
			Number of Ads	Wtd Avg Price	Number of Ads	Wtd Avg Price	Number of Ads	Wtd Avg Price
Tomatoes	Cherry Type	1 pint package	36	4.73	180	3.05		
Tomatoes	Cherry Type	10 oz package	109	5.21				
Tomatoes	GRAPE TYPE	1 pint package	1,035	2.97	733	3.43	271	3.58
Tomatoes	GRAPE TYPE	10 oz package	217	2.55	109	4.43	109	3.89
Tomatoes	VINE RIPES	per lb	13	0.99				
Tomatoes	VINE RIPES - Greenhouse	per lb	30	2.39				
Tomatoes	Vine Ripes - Heirloom Varieties - Greenhouse	per lb	386	5.27	22	3.99	318	4.63
Tomatoes	VINE RIPES - ON THE VINE - Greenhouse	per lb	132	2.73	1,217	2.15	48	2.53

Other Specialty Crop Items

Commodity	Variety	Unit	THIS WEEK		LAST WEEK		LAST YEAR	
			Number of Ads	Wtd Avg Price	Number of Ads	Wtd Avg Price	Number of Ads	Wtd Avg Price
Hemp (Seed) Oil		16 oz	52	16.99	240	16.99	303	16.99
Hemp Seeds Shelled		12 oz	168	16.99	568	15.09	355	14.98
Hemp Seeds Shelled		16 oz	116	14.99	310	15.31	347	13.59
Hemp Seeds Shelled		7 oz	330	11.80	481	9.77	456	11.61

Wtd Avg - Simple weighted average



REGIONAL ORGANIC DETAILS

Commodity	Variety	Unit	NORTHEAST U.S.				SOUTHEAST U.S.				MIDWEST U.S.			
			Price Range	Number of Ads	Wtd Avg Price	% Marked Local	Price Range	Number of Ads	Wtd Avg Price	% Marked Local	Price Range	Number of Ads	Wtd Avg Price	% Marked Local
FRUIT														
Apples	Ambrosia	2 lb bag	3.99	183	3.99		3.99	14	3.99					
Apples	COSMIC CRISP	per lb	1.99 - 2.99	139	2.87						1.99 - 2.99	90	2.73	
Apples	Fuji	2 lb bag					4.79	9	4.79		3.99	39	3.99	
Apples	Fuji	per lb	1.99	190	1.99									
Apples	Gala/Royal Gala	2 lb bag	3.99	183	3.99		3.99	14	3.99		3.99	39	3.99	
Apples	Gala/Royal Gala	3 lb bag	5.99	37	5.99		5.99	40	5.99					
Apples	Gala/Royal Gala	per lb	1.99 - 2.49	291	2.04						1.99	8	1.99	
Apples	Granny Smith	2 lb bag					4.79	9	4.79					
Apples	Granny Smith	per lb	1.99 - 2.49	246	2.04						1.79 - 1.99	22	1.91	
Apples	Honeycrisp	per lb									3.10	67	3.10	
Apples	Pink Lady/Cripps Pink	2 lb bag									4.99	11	4.99	
Bananas		per lb	0.69 - 0.99	239	0.74						0.75 - 0.78	17	0.77	
Blackberries		5.6-6 oz package	3.99 - 4.79	515	4.10		4.50 - 4.99	400	4.54					
Blueberries		1 pint (11-12 oz cntr w/ lid)	3.99 - 4.99	395	4.66		4.99	14	4.99					
Blueberries		6 oz package	3.99	11	3.99		3.99 - 4.99	628	4.34		2.99	35	2.99	
Clementines		2 lb bag					5.54	86	5.54		4.99	29	4.99	
Grapefruit	RED	each									1.25	23	1.25	
Grapes	Red Seedless	per lb	1.49	190	1.49									
Grapes	White Seedless Type	per lb									1.89	8	1.89	
Kiwifruit	Yellow Flesh	1-lb containers with lids	5.99	144	5.99									
Lemons		2 lb bag	3.99 - 4.99	53	4.12									
Mangoes	Round Varieties	each	2.49	7	2.49									
Nectarines	Various Yellow Flesh Varieties	per lb									2.49	35	2.49	
Oranges	Navel	3 lb bag					4.98	52	4.98					
Oranges	Navel	4 lb bag	7.99	190	7.99									
Oranges	Navel	each	1.66	34	1.66									
Oranges	Navel	per lb	1.69 - 2.99	30	2.56									
Oranges	Navel, Cara Cara	3 lb bag					4.98	52	4.98					
Oranges	Navel, Cara Cara	per lb	2.21	122	2.21						2.21	67	2.21	
Papaya	Maradol/Tainun g Types	per lb	0.98	6	0.98									
Peaches	Various Yellow Flesh Varieties	per lb									2.49	35	2.49	
Raspberries		6 oz package	4.99	72	4.99									
Strawberries		1 lb package	3.49	75	3.49		3.49 - 4.00	2140	3.77					

Wtd Avg - Simple weighted average



Commodity	Variety	Unit	NORTHEAST U.S.				SOUTHEAST U.S.				MIDWEST U.S.			
			Price Range	Number of Ads	Wtd Avg Price	% Marked Local	Price Range	Number of Ads	Wtd Avg Price	% Marked Local	Price Range	Number of Ads	Wtd Avg Price	% Marked Local
Tangerines/Mandarins		2 lb bag	4.99 - 5.54	332	5.19		4.99	14	4.99		3.99 - 5.54	274	5.10	
POTATOES & ONIONS														
Onions, Dry	YELLOW	3 lb bag	4.99	190	4.99		4.29	945	4.29					
Onions, Dry	YELLOW	per lb									1.49	13	1.49	
Onions, Dry	YELLOW MARKED SWEET	3 lb bag	4.29	75	4.29									
Onions, Dry	YELLOW MARKED SWEET	per lb					1.78	187	1.78					
Potatoes	ROUND RED	3 lb bag	2.99 - 3.99	207	3.91		2.99	3	2.99		3.48 - 3.99	68	3.93	
Potatoes	RUSSET	3 lb bag	2.99 - 3.99	321	3.40						3.99	60	3.99	
Potatoes	RUSSET	5 lb bag					6.99	34	6.99					
Potatoes	RUSSET	per lb									1.49	13	1.49	
Potatoes	YELLOW TYPE	3 lb bag	2.99 - 3.49	51	3.32		2.99	3	2.99		3.48 - 3.99	68	3.93	
Potatoes	YELLOW TYPE	5 lb bag	3.99	59	3.99									
VEGETABLES														
Asparagus	GREEN	per lb	2.99 - 4.99	470	4.23		3.99	86	3.99		2.99 - 4.43	637	3.14	
Beans	ROUND GREEN TYPE	12 oz bag	3.99	27	3.99						3.99	14	3.99	
Broccoli		per bunch	3.29 - 3.99	227	3.49									
Broccoli	BABY HYBRID TYPE	per bunch					3.00	52	3.00					
Broccoli	CROWN CUT	per lb	2.99	9	2.99		2.99	38	2.99					
Brussels Sprouts		1 lb bag	3.99	190	3.99									
Carrots		1 lb bag	1.49	38	1.49		1.50	34	1.50					
Carrots		2 lb bag	2.49	183	2.49						2.29 - 2.50	102	2.48	
Carrots		per lb									1.29	13	1.29	
Carrots	BABY PEELED	1 lb bag	1.19 - 2.99	827	1.57		1.59 - 1.89	604	1.63		1.59	735	1.59	
Carrots	BABY PEELED	2 lb bag					2.49	14	2.49					
Cauliflower		each	3.99	9	3.99									
Cauliflower		per lb									0.79	7	0.79	
Celery		each	2.50	20	2.50						1.99	12	1.99	
Celery	HEARTS	per package	2.99 - 3.99	614	3.98		3.49	14	3.49		2.00	14	2.00	
Cilantro		per bunch	0.99	9	0.99						1.25	7	1.25	
Cucumbers	LONG SEEDLESS - Greenhouse	each	1.79	9	1.79									
Kale		per bunch					2.50	3	2.50					
Lettuce	Romaine (Hearts)	3 count	3.49 - 4.99	434	3.92		1.99	1195	1.99		2.50 - 4.99	98	3.26	
Mixed Mini Sweet Peppers		1 lb package									4.99	6	4.99	
Mushrooms	CREMINI	8 oz package	2.99 - 3.99	66	3.29						3.50	23	3.50	
Mushrooms	WHITE	6 oz package	3.99	9	3.99									

Wtd Avg - Simple weighted average



Commodity	Variety	Unit	NORTHEAST U.S.				SOUTHEAST U.S.				MIDWEST U.S.			
			Price Range	Number of Ads	Wtd Avg Price	% Marked Local	Price Range	Number of Ads	Wtd Avg Price	% Marked Local	Price Range	Number of Ads	Wtd Avg Price	% Marked Local
Mushrooms	WHITE	8 oz package					3.99	3	3.99					
Onions, Green		per bunch	0.75	19	0.75		1.00	52	1.00					
Peppers (Bell Type)	RED	each									2.00	23	2.00	
Peppers (Bell Type)	YELLOW	each									2.00	23	2.00	
Salad (Mixed Types)		1 lb package	4.00 - 4.99	775	4.52		4.89	530	4.89		4.89 - 5.29	980	4.99	
Salad (Mixed Types)		10-12 oz package	6.99	17	6.99		2.99	228	2.99		5.99	28	5.99	
Salad (Mixed Types)		5-9 oz package	2.99 - 4.99	732	3.58		2.50 - 4.50	597	3.30		3.00 - 4.50	322	3.48	
Spinach	FLAT TYPE	5-7 oz package	2.99	65	2.99									
Squash	Yellow Crookneck/Straightneck	per lb	1.99 - 2.49	66	2.34		1.99	117	1.99		1.99	14	1.99	
Squash	Zucchini	per lb	1.99 - 2.49	66	2.34		1.99	117	1.99		1.99	14	1.99	
Sweet Potatoes		per lb	1.49 - 1.69	47	1.65		1.99	3	1.99					
Tomatoes	GRAPE TYPE	1 pint package	2.99 - 3.99	701	3.01		2.48 - 2.99	227	2.57		3.99	6	3.99	
Tomatoes	GRAPE TYPE	10 oz package	2.50	183	2.50		2.50	14	2.50					
Tomatoes	VINE RIPES - Greenhouse	per lb	1.99	24	1.99									
Tomatoes	Vine Ripes - Heirloom Varieties - Greenhouse	per lb					5.38	86	5.38		5.32	67	5.32	
Tomatoes	VINE RIPES - ON THE VINE - Greenhouse	per lb									2.99	8	2.99	
OTHER SPECIALTY CROP ITEMS														
Hemp (Seed) Oil		16 oz					16.99	52	16.99					
Hemp Seeds Shelled		12 oz	16.99	9	16.99		16.99	52	16.99					
Hemp Seeds Shelled		16 oz	14.99	9	14.99									
Hemp Seeds Shelled		7 oz	11.99	9	11.99		11.99	52	11.99					

Wtd Avg - Simple weighted average



Commodity	Variety	Unit	SOUTH CENTRAL U.S.				SOUTHWEST U.S.				NORTHWEST U.S.			
			Price Range	Number of Ads	Wtd Avg Price	% Marked Local	Price Range	Number of Ads	Wtd Avg Price	% Marked Local	Price Range	Number of Ads	Wtd Avg Price	% Marked Local
FRUIT														
Apples	Ambrosia	per lb					1.89	8	1.89					
Apples	COSMIC CRISP	per lb	2.99	75	2.99		1.79 - 2.99	117	2.91		1.78 - 2.99	47	2.43	
Apples	Fuji	2 lb bag	3.99 - 4.99	156	4.60		5.00	146	5.00					
Apples	Fuji	per lb					2.49 - 2.99	25	2.71		1.78 - 1.99	15	1.91	
Apples	Gala/Royal Gala	2 lb bag	3.99 - 4.99	156	4.60		5.00	146	5.00					
Apples	Gala/Royal Gala	per lb	1.99	107	1.99									
Apples	Granny Smith	2 lb bag	4.99	95	4.99									
Apples	Granny Smith	per lb	1.99	92	1.99		1.99	23	1.99		1.99	26	1.99	
Avocados	Hass	each					1.29 - 2.00	165	1.93					
Bananas		per lb	0.75	107	0.75									
Blackberries		5.6-6 oz package	4.50	29	4.50		4.99 - 5.99	186	5.79					
Blueberries		1 pint (11-12 oz cntr w/ lid)									5.98	6	5.98	
Blueberries		18 oz package	4.99	148	4.99						4.99	1	4.99	
Blueberries		6 oz package	4.50	29	4.50		3.99 - 4.99	296	4.13		4.98	81	4.98	
Clementines		2 lb bag	3.98 - 3.99	211	3.99									
Grapes	White Seedless Type	per lb					2.49	256	2.49		3.99	23	3.99	
Lemons		2 lb bag	3.58	17	3.58		2.99	8	2.99		2.99	10	2.99	
Lemons		each									1.00	6	1.00	
Mangoes	Round Varieties	each					1.50 - 2.25	24	1.78		2.98	6	2.98	
Mangoes	Yellow Varieties	each					1.99	16	1.99		2.50	25	2.50	
Oranges	Navel	per lb	1.99	64	1.99		2.49	8	2.49		2.49	16	2.49	
Oranges	Navel, Cara Cara	per lb	2.21	75	2.21		2.21	109	2.21		2.21	22	2.21	
Pears	D'Anjou	per lb	2.49	68	2.49									
Pineapples		each									3.89	22	3.89	
Plums		per lb	1.89	8	1.89									
Strawberries		1 lb package	3.99	148	3.99		5.99 - 6.99	162	6.09		3.99 - 5.99	62	5.96	
Tangelos		per lb					1.79	184	1.79					
Tangerines/Mandarins		2 lb bag	4.99 - 5.54	140	5.28		3.99 - 5.99	125	5.47		4.99 - 6.99	70	5.82	
Tangerines/Mandarins		3 lb bag					4.99	199	4.99					
Tangerines/Mandarins		per lb					2.49	16	2.49		2.98	6	2.98	
POTATOES & ONIONS														
Onions, Dry	RED	per lb									1.98	81	1.98	
Onions, Dry	YELLOW	per lb	1.49	92	1.49		1.49 - 1.89	31	1.59		1.49	26	1.49	
Potatoes	ROUND RED	3 lb bag	3.99	5	3.99									
Potatoes	RUSSET	3 lb bag	3.99	5	3.99		2.99	6	2.99					
Potatoes	RUSSET	per lb	1.49	92	1.49		0.50 - 1.79	77	0.93		1.49	26	1.49	

Wtd Avg - Simple weighted average



Commodity	Variety	Unit	SOUTH CENTRAL U.S.				SOUTHWEST U.S.				NORTHWEST U.S.			
			Price Range	Number of Ads	Wtd Avg Price	% Marked Local	Price Range	Number of Ads	Wtd Avg Price	% Marked Local	Price Range	Number of Ads	Wtd Avg Price	% Marked Local
Potatoes	YELLOW TYPE	3 lb bag	3.99	5	3.99									
VEGETABLES														
Asparagus	GREEN	per lb	2.99 - 4.43	205	4.03		2.99 - 5.99	524	3.68		3.98 - 4.99	48	4.52	
Beans	ROUND GREEN TYPE	12 oz bag					4.99	8	4.99					
Beets		per bunch					1.99 - 2.98	150	2.86		3.34	131	3.34	
Broccoli		per bunch					2.99 - 3.49	366	3.01					
Broccoli		per lb					1.99 - 2.99	91	2.41	29				
Brussels Sprouts		per lb									3.99	16	3.99	
Carrots		per bunch					2.99	16	2.99	100	1.79 - 3.48	229	3.27	
Carrots		per lb	1.29	92	1.29		1.29	23	1.29		1.29	26	1.29	
Carrots	BABY PEELED	1 lb bag	1.59 - 1.69	381	1.62		1.69 - 3.49	174	3.24					
Cauliflower		each					3.99	16	3.99					
Cauliflower		per lb					1.49	13	1.49					
Cucumbers		each									1.25	79	1.25	
Kale		per bunch					2.98	122	2.98					
Lettuce	Romaine (Hearts)	3 count	2.99 - 4.49	39	4.30						3.49 - 3.98	160	3.74	
Mixed Mini Sweet Peppers		1 lb package					2.50 - 3.79	87	2.71		3.99	16	3.99	
Mushrooms	CREMINI	8 oz package					3.00 - 3.99	14	3.57		2.50	11	2.50	
Mushrooms	WHITE	8 oz package					3.00 - 3.99	14	3.57		2.50	11	2.50	
Onions, Green		per bunch					0.59	53	0.59					
Peppers (Bell Type)	GREEN	per lb									2.99	7	2.99	
Peppers (Bell Type)	ORANGE - Greenhouse	each	1.50	9	1.50		2.49	122	2.49					
Peppers (Bell Type)	ORANGE	each	1.69 - 2.00	32	1.78									
Peppers (Bell Type)	RED - Greenhouse	each	1.50	9	1.50		2.49	122	2.49					
Peppers (Bell Type)	RED	each	1.69 - 2.00	32	1.78									
Peppers (Bell Type)	YELLOW - Greenhouse	each	1.50	9	1.50		2.49	122	2.49					
Peppers (Bell Type)	YELLOW	each	1.69 - 2.00	32	1.78									
Salad (Mixed Types)		10-12 oz package	5.00	64	5.00		5.00	172	5.00					
Salad (Mixed Types)		5-9 oz package	3.99 - 4.50	105	4.16	7	3.50 - 4.00	142	3.57		3.00 - 4.49	47	3.60	
Spinach		per bunch					1.50	53	1.50					
Spinach	FLAT TYPE	5-7 oz package	3.99	52	3.99									
Squash	Yellow Crookneck/Straightneck	per lb	1.99	8	1.99									
Squash	Zucchini	per lb	1.99	8	1.99						1.98	6	1.98	
Tomatoes	Cherry Type	1 pint package					3.99	8	3.99		3.98 - 5.21	28	4.95	
Tomatoes	Cherry Type	10 oz package					5.21	109	5.21					

Wtd Avg - Simple weighted average



Commodity	Variety	Unit	SOUTH CENTRAL U.S.				SOUTHWEST U.S.				NORTHWEST U.S.			
			Price Range	Number of Ads	Wtd Avg Price	% Marked Local	Price Range	Number of Ads	Wtd Avg Price	% Marked Local	Price Range	Number of Ads	Wtd Avg Price	% Marked Local
Tomatoes	GRAPE TYPE	1 pint package	3.49	95	3.49						3.98	6	3.98	
Tomatoes	GRAPE TYPE	10 oz package					3.00	20	3.00					
Tomatoes	VINE RIPES - Greenhouse	per lb					3.99	6	3.99					
Tomatoes	VINE RIPES	per lb					0.99	13	0.99					
Tomatoes	Vine Ripes - Heirloom Varieties - Greenhouse	per lb	5.32	75	5.32		4.99 - 5.32	120	5.29		3.99 - 5.32	38	4.76	
Tomatoes	VINE RIPES - ON THE VINE - Greenhouse	per lb	2.99	107	2.99						0.99	17	0.99	
OTHER SPECIALTY CROP ITEMS														
Hemp Seeds Shelled		12 oz	16.99	107	16.99									
Hemp Seeds Shelled		16 oz	14.99	107	14.99									
Hemp Seeds Shelled		7 oz	10.79 - 11.99	247	11.83						10.99	22	10.99	

Wtd Avg - Simple weighted average



Commodity	Variety	Unit	ALASKA U.S.				HAWAII U.S.			
			Price Range	Number of Ads	Wtd Avg Price	% Marked Local	Price Range	Number of Ads	Wtd Avg Price	% Marked Local
FRUIT										
Apples	COSMIC CRISP	per lb					4.18	4	4.18	
Apples	Fuji	2 lb bag	3.49	1	3.49					
Apples	Gala/Royal Gala	2 lb bag	3.49	1	3.49					
Apples	Honeycrisp	per lb					4.34	4	4.34	
Blueberries		6 oz package	4.68	3	4.68					
Grapefruit	RED	each	1.98	3	1.98					
Oranges	Navel	per lb	2.19	1	2.19					
Oranges	Navel, Cara Cara	per lb					3.10	4	3.10	
Tangerines/Mandarins		2 lb bag					7.76	4	7.76	
POTATOES & ONIONS										
Potatoes	ROUND RED	3 lb bag	4.49	1	4.49					
Potatoes	YELLOW TYPE	3 lb bag	4.49	1	4.49					
VEGETABLES										
Asparagus	GREEN	per lb					6.21	4	6.21	
Broccoli		per bunch	1.88	3	1.88					
Carrots	BABY PEELED	1 lb bag					2.99	7	2.99	
Mixed Mini Sweet Peppers		1 lb package	3.34	3	3.34					
Salad (Mixed Types)		5-9 oz package	4.00	11	4.00					
Tomatoes	Cherry Type	1 pint package					7.30	4	7.30	
Tomatoes	Vine Ripes - Heirloom Varieties - Greenhouse	per lb					7.76	4	7.76	
OTHER SPECIALTY CROP ITEMS										
Hemp Protein		12 oz					15.99	33	15.99	
Hemp Seeds Shelled		7 oz	10.39	11	10.39		13.39	4	13.39	

Wtd Avg - Simple weighted average

REGIONAL DEFINITIONS

As used in this report, regions include the following states:

NORTHEAST U.S.	Connecticut, Delaware, Massachusetts, Maryland, Maine, New Hampshire, New Jersey, New York, Pennsylvania, Rhode Island and Vermont
SOUTHEAST U.S.	Alabama, Florida, Georgia, Mississippi, North Carolina, South Carolina, Tennessee, Virginia and West Virginia
MIDWEST U.S.	Iowa, Illinois, Indiana, Kentucky, Michigan, Minnesota, North Dakota, Nebraska, Ohio, South Dakota and Wisconsin
SOUTH CENTRAL U.S.	Arkansas, Colorado, Kansas, Louisiana, Missouri, New Mexico, Oklahoma, and Texas
SOUTHWEST U.S.	Arizona, California, Nevada and Utah
NORTHWEST U.S.	Idaho, Montana, Oregon, Washington, and Wyoming
ALASKA	Alaska
HAWAII	Hawaii
NATIONAL	Continental United States

1 -- Specialty Crops Market News surveys nearly 271 retailers, comprising over 29,700 individual stores, with online weekly advertised features.

2 -- Date range reflects one week of data collection ending on the report date and encompassing ad pricing good from the Saturday before the report release date through the following Friday.

Source: USDA, AMS, Specialty Crops Market News