



Specialty Crops Market News Division

Agricultural
Marketing
Service

National Retail Report - Specialty Crops

Websites: www.marketnews.usda.gov/mnp/fv-home and <http://www.ams.usda.gov/mnreports/fvwretail.pdf>
and http://www.ams.usda.gov/mnreports/wa_lo100.txt

Volume XVII - Number 23

Issued Weekly

Friday, June 9, 2023

Advertised Prices for Specialty Crops at Major Retail Supermarket Outlets ending during the period of 06/03 to 06/15^{1,2}

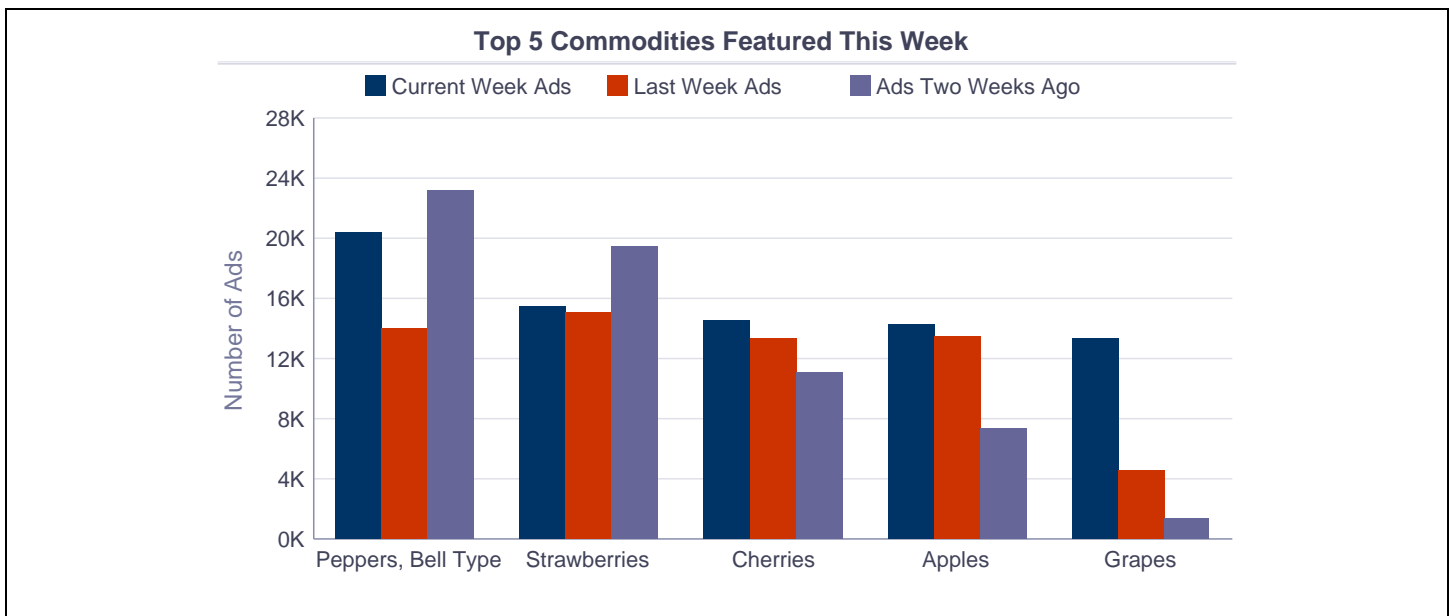
Cherry Cherries

One of the most prized fruits of summer is the cherry, and this week it ranked as the most advertised item across the country. Peaches and nectarines were high on the list as well. Organic and conventional strawberries were also very popular along with other berry types. Mangos, grapes, and avocados continued their longstanding frequency in ad flyers. Vegetable specials focused on items for picnics and cookouts. Corn, asparagus, colored bell peppers, sweet onions, and summer squash were popular along with items for fresh salads like cucumbers and tomatoes. With Father's Day right around the corner, gift ideas and bakery items were showcased to help shoppers let dad know he is the cherry on top.

Total ad numbers this week were 287,305, a 7% increase from last week's total of 268,868. The total for the same week last year was 5% higher than for this year. The total number of ads broken out by commodity groups: fruit 156,918 (55% of all ads), onions and potatoes 19,035 (7%), vegetables 105,149 (37%), herbs 551, ornamentals 951, and hemp 4,701. The number of ads for organic produce was 36,714, 13% of total ads.

The following are the prices of major advertised items (3,000 plus ads) this week, compared to the same week last year. Significant increases in price for fruit this week included yellow peaches at 39%, yellow nectarines at 19%, apple juice at 17%, and organic strawberries (1 lb.) at 11%. Significant decreases included red cherries at 20% and avocados at 17%. There were no significant changes in price for onions and potatoes this week. Significant increases in price for vegetables this week included only long seedless cucumbers at 34%. Significant decreases included cucumbers at 36%, green bell peppers (ea.) at 17%, and sweet corn at 11%.

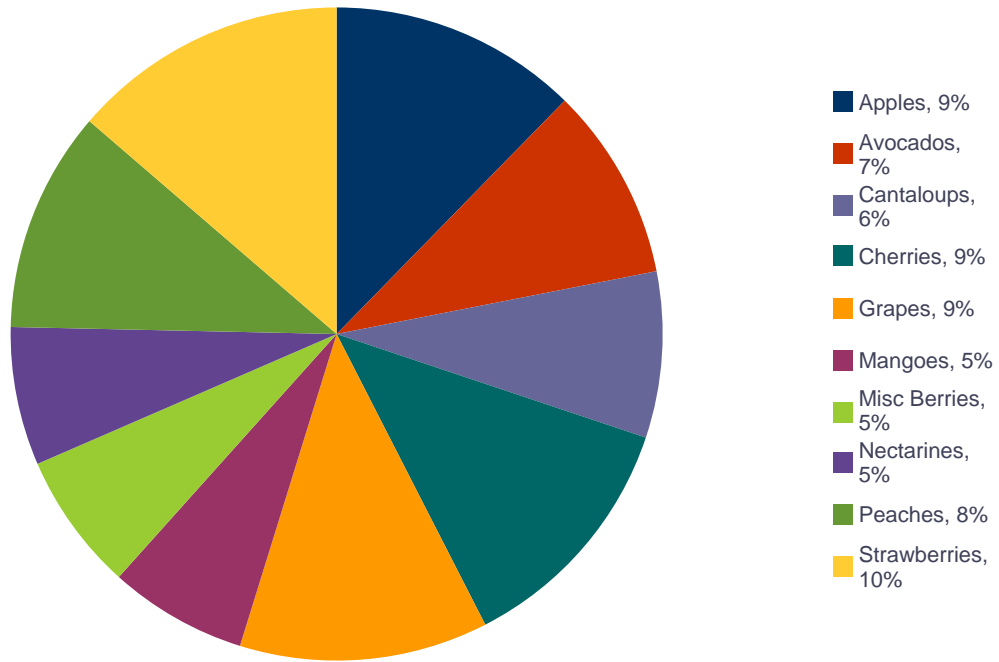
For more detailed information on organic and locally grown produce visit the National Retail--Local and Organic Report at: http://www.ams.usda.gov/mnreports/wa_lo100.txt



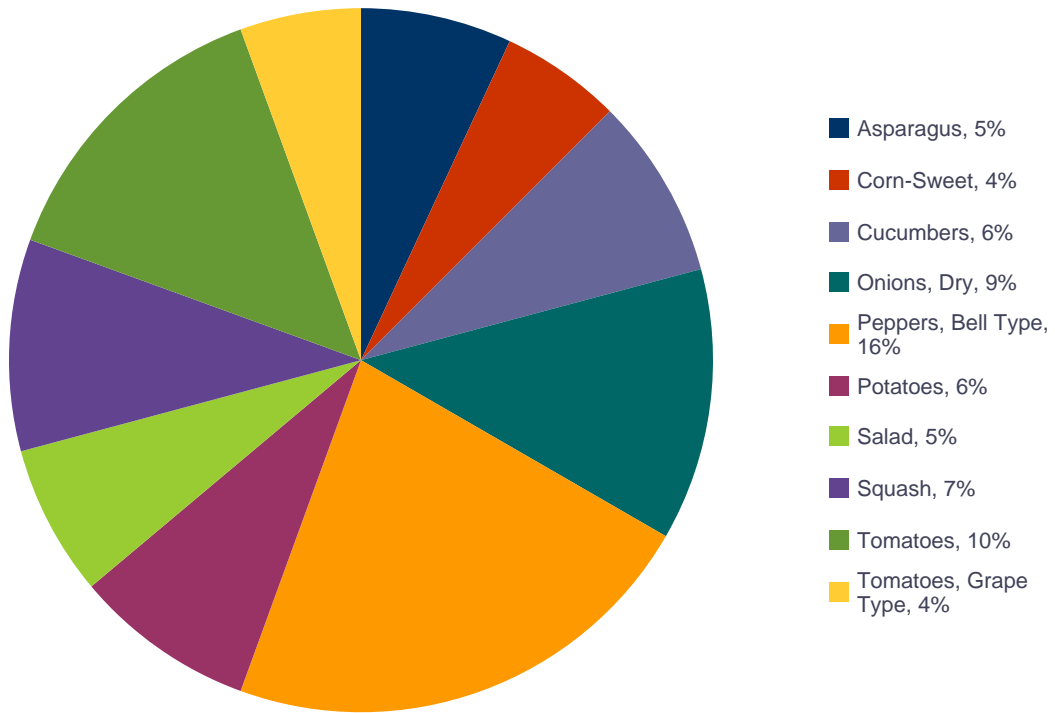
1 - Specialty Crops Market News surveys over 400 retailers, comprising over 30,300 individual stores, with online weekly advertised features.

2 - Date range reflects one week of data collection ending on the report date and encompasses ad pricing good from the Saturday before the report release date through the following Friday.

Top 10 Fruits as Percentage of Total Fruit Ads



Top 10 Vegetables as Percentage of Total Vegetable Ads Including Onions and Potatoes





NATIONAL SUMMARY

(not including AK & HI)

FRUITS								
Commodity	Variety	Unit	THIS WEEK		LAST WEEK		LAST YEAR	
			Stores With Ads	Wtd Avg Price	Stores With Ads	Wtd Avg Price	Stores With Ads	Wtd Avg Price
Apples	Braeburn	per pound	71	0.97	27	1.08		
Apples	Fuji	per pound	2,068	1.37	1,987	1.49	971	1.38
Apples	Fuji	3 lb bag	184	3.35	207	4.15	43	3.55
Apples	Fuji	2 lb bag	20	2.52				
Apples	Gala	per pound	1,449	1.67	1,885	1.59	931	1.10
Apples	Gala	3 lb bag	120	3.97	931	3.71	206	4.20
Apples	Gala	2 lb bag	12	2.00	8	3.29		
Apples	Golden Delicious	3 lb bag	30	4.56	98	3.99		
Apples	Golden Delicious	2 lb bag	12	2.00				
Apples	Granny Smith	per pound	166	1.86	267	1.82	1,655	1.13
Apples	Granny Smith	3 lb bag	537	4.44	201	4.21	547	4.90
Apples	Granny Smith	5 lb bag	228	5.99				
Apples	Honeycrisp	per pound	2,049	2.15	2,653	2.24	2,945	2.59
Apples	Mcintosh	3 lb bag	20	3.48	38	3.99		
Apples	Pink Lady/Cripps Pink	per pound	1,755	1.27	2,379	1.48	1,317	1.75
Apples	Pink Lady/Cripps Pink	3 lb bag	395	4.99	14	4.99	510	5.01
Apples	Pink Lady/Cripps Pink	2 lb bag	12	2.00				
Apples	Red Delicious	per pound	255	1.63	70	1.35	589	1.18
Apples	Red Delicious	3 lb bag	68	4.05	149	3.95		
Apples	Red Delicious	2 lb bag	12	2.00			8	2.79
Apples, Processed	Juice	64 oz (1/2 gallon)	3,162	2.75	2,742	2.50	2,062	2.35
Apples, Processed	Juice	128 oz (1 gallon)	155	5.19			367	5.16
Apples, Processed	Juice Marked Cider	64 oz (1/2 gallon)	39	2.17			137	2.16
Apricots		per pound	2,546	3.81	1,496	3.99	1,917	3.49
Avocados	Hass	each	8,967	1.15	9,804	1.01	4,686	1.38
Avocados	Hass	per pound	2	0.98				
Bananas		per pound	537	0.52	513	0.55	641	0.51
Blueberries		6 oz package	1,973	2.43	1,071	2.66	3,076	3.13
Blueberries		1 pint package	3,113	2.96	3,505	3.25	3,137	3.07
Blueberries		18 oz package	978	4.66	1,720	4.56	1,238	5.74
Cantaloups		each	7,949	2.78	4,420	3.53	5,775	3.01

Wtd Avg - Simple weighted average



Cantaloups		per pound	462	0.82	585	0.83	691	0.58
Cherries	Rainier	per pound	2,329	7.01	352	6.99		
Cherries	Red Varieties	per pound	12,011	4.79	12,857	4.74	3,003	5.96
Clementines		3 lb bag	700	4.69	412	5.56	108	5.90
Fruit, Other	Apple Pears	each	103	1.19				
Fruit, Other	Cactus Pears	each	55	0.50				
Grapefruit	Red	each	462	1.35	388	1.42	206	1.51
Grapefruit	Red	per pound	16	1.25	22	0.99	13	0.74
Grapefruit	Red	5 lb bag	29	6.99				
Grapes	Black Seedless	per pound	629	1.96	922	3.20	3,733	2.11
Grapes	Red Seedless	per pound	2,680	2.84	830	2.97	10,751	1.94
Grapes	White Seedless Type	per pound	6,987	2.16	2,235	3.25	7,396	2.13
Honeydews		each	367	3.97	1,668	3.64	585	3.68
Honeydews		per pound	9	0.88	194	1.37	409	0.99
Kiwifruit	Hayward	each	336	0.68	285	0.55	528	0.67
Kiwifruit	Hayward	1 lb bag	10	3.99	78	3.99	71	3.42
Lemons		each	1,480	0.67	1,981	0.74	1,330	0.68
Lemons		per pound	179	0.65	107	0.50		
Lemons		2 lb bag	867	3.51	338	3.44	339	3.97
Limes		each	1,327	0.32	1,957	0.42	2,045	0.61
Limes		per pound	272	0.77	235	0.77	271	0.69
Mangoes		each	7,633	1.03	9,705	0.96	6,796	1.09
Misc Berries	Blackberries	5.6 - 6 oz package	7,614	2.29	4,859	2.88	8,581	2.48
Misc Citrus	Satsuma	3 lb bag	452	3.99	11	2.99		
Nectarines	Various White Flesh Varieties	per pound	1,982	3.05	69	2.36	1,975	2.71
Nectarines	Various Yellow Flesh Varieties	per pound	6,194	3.04	2,414	2.55	7,090	2.56
Oranges	Navel	each	504	0.85	1,251	1.01	860	1.07
Oranges	Navel	per pound	1,950	1.44	1,235	1.47	314	1.13
Oranges	Navel	3 lb bag	498	5.36	177	4.33	603	5.78
Oranges	Navel	4 lb bag	170	4.38	288	4.96	46	5.99
Oranges	Valencia	per pound	54	0.99	46	0.99	95	0.99
Papaya	Maradol/Tainung Types	per pound	339	0.96	212	1.07	498	0.93
Papaya	Solo Type	per pound	14	0.99	11	1.00	44	0.97
Peaches	Various White Flesh Varieties	per pound	3,350	3.01	2,267	2.89	2,374	2.76
Peaches	Various Yellow Flesh Varieties	per pound	8,256	2.87	5,359	2.75	13,603	2.07
Pears	Bartlett	per pound	760	1.68	640	1.54	429	1.78
Pears	Bosc	per pound	52	1.79	47	1.92	77	1.44
Pears	D'Anjou	per pound	533	1.70	388	1.43	1,238	1.64



Pineapples		each	2,979	2.94	2,876	2.80	5,909	2.96
Pineapples		per pound	196	0.69	361	0.80	288	0.74
Plums		per pound	243	2.81			1,318	2.82
Plums	Interspecific Type	per pound	5	2.99			622	3.44
Prunes		per pound	8	3.99				
Raspberries	Red	6 oz package	4,195	3.00	1,727	3.25	4,592	3.01
Strawberries		1 lb package	7,165	2.72	9,803	2.93	6,455	2.82
Strawberries		2 lb package	3,067	4.89	2,449	4.77	1,606	4.58
Tangerines		3 lb bag	156	4.43	1,675	4.85	265	5.68
Tangerines		2 lb bag	168	3.06	76	4.51	116	3.99
Watermelons	Red Flesh Seeded Type	each	35	5.50	16	7.43	314	5.80
Watermelons	Red Flesh Seeded Type	per pound	55	0.50			47	1.06
Watermelons	Red Flesh Seedless Miniature	each	2,784	3.49	3,419	4.06	1,882	3.50
Watermelons	Red Flesh Seedless Miniature	per pound	11	0.99	123	1.30		
Watermelons	Red Flesh Seedless Type	each	2,810	5.47	3,948	5.85	5,893	4.81
Watermelons	Red Flesh Seedless Type	per pound	578	0.62	581	0.61	882	0.60
ORGANIC								
Apples	Fuji	per pound	377	1.08	63	1.86	9	1.29
Apples	Fuji	2 lb bag	1,741	4.96	285	5.99		
Apples	Gala	per pound	360	2.72	19	2.49	82	2.23
Apples	Gala	3 lb bag	187	4.98	34	6.49		
Apples	Gala	2 lb bag	1,802	4.93	1,820	4.96	227	5.41
Apples	Granny Smith	per pound	95	2.99			93	2.03
Apples	Pink Lady/Cripps Pink	2 lb bag	44	4.49				
Apples, Processed	Juice	64 oz (1/2 gallon)	192	3.75			124	3.51
Apricots		per pound	264	4.10	148	3.99	407	3.94
Avocados	Hass	each	1,226	1.63	774	1.77	1,020	2.26
Bananas		per pound	843	0.76	260	0.86	1,116	0.80
Blueberries		6 oz package	655	3.94	3,623	3.00	3,504	3.55
Blueberries		1 pint package	531	4.24	723	4.09	467	4.68
Blueberries		18 oz package	169	6.99	600	7.06	565	6.46
Cantaloups		each	503	3.91	705	3.94	58	4.35
Cantaloups		per pound	46	1.32	70	1.10	61	1.26
Cherries	Red Varieties	per pound	81	8.39			69	7.99
Grapes	Red Seedless	per pound	1,336	3.59			4,338	3.03
Grapes	White Seedless Type	per pound	1,731	3.79	588	3.69	4,287	3.03
Honeydews		each	22	2.50	20	5.99	8	3.62
Lemons		per pound	8	1.99	8	1.99		



Lemons		2 lb bag	571	4.32	204	4.92	255	4.99
Mangoes		each	219	1.51	620	1.62	883	1.90
Misc Berries	Blackberries	5.6 - 6 oz package	747	4.16	640	4.82	1,368	3.48
Nectarines	Various White Flesh Varieties	per pound	80	3.57			286	3.02
Nectarines	Various Yellow Flesh Varieties	per pound	54	4.07	14	4.42	1,750	3.36
Oranges	Navel	per pound	20	1.98				
Oranges	Navel	4 lb bag	72	5.99	9	5.99		
Oranges	Valencia	each	38	1.00				
Peaches	Various White Flesh Varieties	per pound	422	3.69	19	2.99	316	3.11
Peaches	Various Yellow Flesh Varieties	per pound	523	3.62	447	3.54	1,769	3.37
Pears	Bartlett	per pound	9	1.99	7	1.49	158	2.26
Pears	Bosc	per pound	54	1.99			7	2.49
Pears	D'Anjou	per pound	26	1.84	62	1.93	56	2.05
Raspberries	Red	6 oz package	863	3.96	763	4.79	2,456	3.83
Strawberries		1 lb package	5,048	4.37	2,153	4.69	3,135	3.95
Strawberries		2 lb package	100	4.99	513	7.60		
Watermelons	Red Flesh Seedless Miniature	each	22	2.50	33	6.51	228	4.34
Watermelons	Red Flesh Seedless Type	per pound	32	0.87	25	0.92	23	0.79

ONIONS AND POTATOES

Commodity	Variety	Unit	THIS WEEK		LAST WEEK		LAST YEAR	
			Stores With Ads	Wtd Avg Price	Stores With Ads	Wtd Avg Price	Stores With Ads	Wtd Avg Price
Onions, Dry	Red	per pound	675	1.07	542	1.43	528	1.32
Onions, Dry	Red	2 lb bag	108	2.63	417	3.16	12	1.79
Onions, Dry	Red	3 lb bag	74	4.99				
Onions, Dry	White	per pound	1,206	0.92	1,553	0.96	940	0.92
Onions, Dry	White	2 lb bag	7	1.79	11	0.99		
Onions, Dry	White	3 lb bag	22	1.49	8	1.48	7	2.99
Onions, Dry	Yellow	per pound	511	1.17	348	1.28	724	1.11
Onions, Dry	Yellow	2 lb bag	223	1.75	209	1.74	206	2.03
Onions, Dry	Yellow	3 lb bag	2,718	2.30	735	2.23	513	2.77
Onions, Dry	Yellow	5 lb bag	35	4.76	8	3.50	8	2.28
Onions, Dry	Yellow Marked Sweet	per pound	3,495	1.18	1,932	1.20	2,613	1.21
Onions, Dry	Yellow Marked Sweet	2 lb bag	517	2.73	610	1.62	154	2.07
Onions, Dry	Yellow Marked Sweet	3 lb bag	854	3.29	2,508	3.09	1,704	3.02
Onions, Dry	Yellow Marked Sweet	5 lb bag	192	4.75	1,553	5.29	500	5.29
Potatoes	Round Red	per pound	529	1.29	306	1.17	774	1.07

Wtd Avg - Simple weighted average



Potatoes	Round Red	3 lb bag	296	5.09	406	3.13	126	3.26
Potatoes	Round Red	5 lb bag	1,681	3.51	2,872	3.99	1,699	3.75
Potatoes	Round White	per pound	65	1.39	143	1.18	75	0.88
Potatoes	Round White	3 lb bag	19	3.00	19	3.00		
Potatoes	Round White	5 lb bag	34	2.83	36	3.19	96	4.25
Potatoes	Russet	per pound	436	1.29	514	1.41	1,637	0.98
Potatoes	Russet	3 lb bag	22	2.81	33	2.58	21	1.88
Potatoes	Russet	5 lb bag	2,942	2.76	758	2.97	1,992	2.87
Potatoes	Russet	10 lb bag	358	4.99	488	5.17	209	3.35
Potatoes	Russet	8 lb bag	242	4.87	91	3.84	267	4.77
Potatoes	Yellow Type	per pound	484	1.35	216	1.41	58	0.90
Potatoes	Yellow Type	3 lb bag	430	4.26	66	2.90	279	5.31
Potatoes	Yellow Type	5 lb bag	408	4.56	379	5.07	1,567	3.23
Potatoes	Yellow Type	10 lb bag	8	4.69				

ORGANIC

Onions, Dry	Red	per pound	8	1.49	303	1.98	152	1.79
Onions, Dry	Yellow	per pound	128	1.45	449	1.81	282	1.63
Onions, Dry	Yellow Marked Sweet	per pound	9	1.49	9	1.49	3	1.68
Onions, Dry	Yellow Marked Sweet	2 lb bag	6	2.99	226	2.99	10	3.49
Onions, Dry	Yellow Marked Sweet	3 lb bag	109	4.30			1,031	2.99
Potatoes	Russet	per pound	128	1.79	154	1.79	130	1.49
Potatoes	Russet	3 lb bag	9	4.98				

VEGETABLES

Commodity	Variety	Unit	THIS WEEK		LAST WEEK		LAST YEAR	
			Stores With Ads	Wtd Avg Price	Stores With Ads	Wtd Avg Price	Stores With Ads	Wtd Avg Price
Artichokes		each	56	2.10	364	2.62	460	2.51
Asparagus	Green	per pound	6,038	2.76	6,018	2.74	6,711	2.88
Beans	Round Green Type	per pound	2,177	1.85	1,608	1.89	1,019	1.46
Beets		per bunch	17	2.46	14	2.35	9	1.50
Bok Choy		per pound	20	1.64	7	0.99	56	2.37
Broccoli		per pound	165	1.00	122	0.90	95	1.19
Broccoli		per bunch	1,500	3.06	1,802	2.71	1,802	2.85
Broccoli	Crown Cut	per pound	2,250	1.75	1,464	1.68	2,409	1.70
Cabbage	Round Green Type	per pound	1,087	0.73	2,742	0.65	1,338	0.69
Carrots		per pound	118	0.69	224	0.60	145	0.55
Carrots		1 lb bag	39	1.05	111	1.05	144	0.85

Wtd Avg - Simple weighted average



Carrots		2 lb bag	251	1.94	219	2.05	314	1.19
Carrots		per bunch	111	1.12				
Carrots	Baby Peeled	1 lb bag	1,341	1.47	2,348	1.35	1,165	1.51
Carrots	Baby Peeled	2 lb bag	165	2.45	217	2.51	412	2.49
Cauliflower		each	329	2.72	725	2.91	2,025	2.75
Cauliflower		per pound	464	1.29	746	1.55	884	1.33
Celery		each	65	2.39	258	1.90	663	1.48
Celery	Hearts	each	33	2.83	79	2.69	956	2.57
Chinese Cabbage		per pound	53	0.87			11	1.42
Cilantro		per bunch	551	0.86	570	0.80	1,697	0.64
Corn-Sweet		each	4,753	0.57	4,060	0.50	3,984	0.64
Cucumbers		each	3,385	0.55	4,684	0.68	2,253	0.86
Cucumbers		per pound	9	0.99	146	0.82	37	0.50
Cucumbers	Long Seedless-Greenhouse	each	3,202	1.54	3,508	1.08	2,096	1.15
Eggplant		per pound	696	1.35	866	1.42	382	1.52
Garlic		per sleeve	478	1.43	769	1.58	161	1.26
Greens	Collard	per bunch	265	1.95	272	1.49	279	2.21
Greens	Collard	per pound	294	1.00	9	0.99	276	1.47
Greens	Collard	1 lb bag	37	2.99			48	3.50
Greens	Kale	per bunch	265	1.95	354	1.58	328	1.80
Greens	Kale	per pound	272	1.00	9	0.99	292	1.47
Greens	Kale	1 lb bag	37	2.99			48	3.50
Greens	Mustard	per bunch	13	0.89				
Greens	Turnip Tops	per bunch	13	0.89				
Lettuce, Iceberg		each	1,977	1.70	1,186	1.49	3,409	1.39
Lettuce, Other	Boston	each	9	0.99	9	1.67		
Lettuce, Other	Green Leaf	each	433	1.74	376	1.58	310	2.08
Lettuce, Other	Green Leaf	per pound	452	1.95	394	1.92	195	1.79
Lettuce, Other	Red Leaf	each	374	1.70	376	1.58	239	2.26
Lettuce, Other	Red Leaf	per pound	452	1.95	394	1.92	195	1.79
Lettuce, Romaine		each	444	1.67	270	1.58	595	2.77
Lettuce, Romaine		per pound	385	1.70	584	1.90	130	2.01
Lettuce, Romaine	Hearts	3 count package	624	3.03	2,682	3.04	1,709	3.37
Mushrooms	Portobella	per pound	33	3.66			80	2.99
Mushrooms	Portobella	6 oz package	45	3.77	50	3.49	80	3.39
Mushrooms	White	8 oz package	1,484	1.76	1,801	1.79	1,526	1.96
Onions Green		per bunch	1,048	0.76	597	0.53	1,266	0.69
Peppers, Bell Type	Green	per pound	614	1.43	204	1.61	276	1.63
Peppers, Bell Type	Green	each	3,277	0.74	1,121	0.93	1,708	0.89

Wtd Avg - Simple weighted average



Peppers, Bell Type	Orange	per pound	792	2.83	512	2.64	71	2.81
Peppers, Bell Type	Orange	each	4,194	1.27	3,239	1.23	3,475	1.39
Peppers, Bell Type	Orange-Greenhouse	per pound	36	3.62	27	2.49		
Peppers, Bell Type	Orange-Greenhouse	each	330	1.55	139	1.18	544	1.15
Peppers, Bell Type	Red	per pound	914	2.72	709	2.44	498	2.76
Peppers, Bell Type	Red	each	4,400	1.25	3,465	1.20	4,307	1.30
Peppers, Bell Type	Red-Greenhouse	per pound	28	3.51	27	2.49		
Peppers, Bell Type	Red-Greenhouse	each	330	1.55	212	1.46	544	1.15
Peppers, Bell Type	Yellow	per pound	852	2.77	546	2.59	134	2.76
Peppers, Bell Type	Yellow	each	4,211	1.27	3,335	1.22	3,526	1.39
Peppers, Bell Type	Yellow-Greenhouse	per pound	36	3.62	27	2.49		
Peppers, Bell Type	Yellow-Greenhouse	each	330	1.55	212	1.46	544	1.15
Peppers, Other	Jalapeno	per pound	1,466	1.04	1,314	1.05	451	0.91
Peppers, Other	Mixed Mini Sweet Types	1 lb package	1,007	3.64	670	3.34	512	3.28
Peppers, Other	Serrano	per pound	33	1.48	22	0.99	78	1.05
Radishes		per bunch	554	1.19	187	1.09	964	1.08
Radishes		1 lb bag	25	1.99	25	1.99	30	1.37
Salad	Mixed Types	10 - 12 oz package	1,839	1.93	3,200	3.02	2,130	2.56
Salad	Mixed Types	5 - 9 oz package	2,192	2.64	3,140	3.05	2,090	2.79
Spinach		per bunch	166	1.35	135	1.46	377	1.52
Spinach	Flat, Baby Type	10 oz package	147	2.67	145	2.93	309	3.32
Spinach	Flat, Baby Type	8 oz package	514	1.47	215	2.61	178	2.20
Spinach	Flat, Baby Type	9 oz package	20	3.05	117	2.53	85	2.64
Spinach	Flat, Baby Type	5 - 6 oz package	114	2.88	287	3.25	291	3.33
Squash	Butternut	per pound	7	0.50	22	0.95		
Squash	Grey	per pound	742	0.93	303	0.75	509	0.94
Squash	Yellow Crookneck/Straightneck	per pound	2,979	1.34	2,065	1.50	2,822	1.29
Squash	Zucchini	per pound	2,894	1.36	2,970	1.38	3,203	1.29
Sweet Potatoes		per pound	460	0.93	873	0.78	1,372	1.01
Tomatillos		per pound	455	0.77	450	0.68	557	1.01
Tomatoes		per pound	1,679	1.82	1,201	1.50	1,642	1.68
Tomatoes	Vine Ripe - Heirloom Varieties-Greenhouse	per pound	1,361	1.79	196	2.81	27	3.10
Tomatoes	Vine Ripes	per pound	3,349	1.39	1,750	1.50	317	1.52
Tomatoes	Vine Ripes, On The Vine-Greenhouse	per pound	3,979	1.60	5,884	1.65	4,462	1.67
Tomatoes	Vine Ripes-Greenhouse	per pound	1,764	1.67	449	1.78	1,490	1.43
Tomatoes, Grape Type		1 pint package	1,472	2.65	1,208	2.66	679	2.42
Tomatoes, Grape Type		10 oz package	2,910	2.50	2,954	2.64	3,062	2.78
Tomatoes, Plum Type	Roma	per pound	2,100	1.16	2,338	0.97	1,232	1.19



Vegetables Other	Cactus Leaf (Nopales)	per pound	61	1.02	61	1.25	31	0.85
ORGANIC								
Beets		per bunch	13	1.79	168	2.57	81	3.02
Broccoli		per pound	9	1.99	199	1.99		
Broccoli		per bunch	356	3.91	282	3.76	240	3.21
Broccoli	Crown Cut	per pound	9	2.99	9	2.99		
Carrots		per pound	128	1.69	154	1.69	148	1.34
Carrots		1 lb bag	65	1.99	86	1.49	226	1.00
Carrots		2 lb bag	8	2.49	439	2.82	31	2.50
Carrots		per bunch	34	2.09	73	2.00	26	2.25
Carrots	Baby Peeled	1 lb bag	1,037	1.80	701	1.90	1,986	1.61
Cauliflower		each	54	3.82	114	3.46	245	3.86
Cauliflower		per pound	9	1.99	252	1.84		
Celery		each	34	2.25	25	1.99	48	2.49
Celery	Hearts	each	212	2.99	230	2.93	336	2.67
Cucumbers		each	35	0.73	23	1.18	356	1.92
Cucumbers		per pound	8	2.69	8	2.69		
Cucumbers	Long Seedless-Greenhouse	each	248	2.52	1,139	1.91	837	2.37
Garlic		per sleeve	40	1.29				
Greens	Collard	per bunch	11	3.00	20	2.55	220	2.00
Greens	Kale	per bunch	440	2.07	866	2.26	95	2.01
Greens	Kale	per pound	9	2.99			11	2.00
Greens	Swiss Chard	per bunch	8	2.69	106	2.95	4	2.29
Lettuce, Iceberg		each	1,392	2.57	246	2.77	1,223	2.50
Lettuce, Other	Green Leaf	each	128	1.79	181	1.90	263	2.27
Lettuce, Other	Red Leaf	each	136	1.85	162	1.83	263	2.27
Lettuce, Romaine		each	11	2.49	22	2.24	111	2.69
Lettuce, Romaine	Hearts	3 count package	734	4.00	908	4.16	903	3.83
Mushrooms	Portobella	per pound	16	6.99	16	6.99	11	7.99
Mushrooms	Portobella	8 oz package	130	2.59				
Mushrooms	Portobella	6 oz package	9	3.99			49	3.99
Mushrooms	White	8 oz package	533	2.64	446	2.48	153	3.08
Onions Green		per bunch	94	0.60	296	1.70	91	0.76
Peppers, Other	Mixed Mini Sweet Types	1 lb package	54	4.25			566	4.27
Radishes		per bunch	28	2.00	426	1.96	14	2.10
Salad	Mixed Types	1 lb bag	16	3.00	6	5.99	2,165	4.92
Salad	Mixed Types	10 - 12 oz package	279	5.47	42	5.39	175	6.56
Salad	Mixed Types	5 - 9 oz package	1,509	3.47	3,612	3.27	1,890	3.46

Wtd Avg - Simple weighted average



Spinach	Flat, Baby Type	5 - 6 oz package	88	3.38	2,110	2.53	191	3.14
Squash	Yellow Crookneck/Straightneck	per pound	142	2.49	286	2.24	197	1.60
Squash	Zucchini	per pound	2,393	2.03	300	2.24	1,808	2.01
Sweet Potatoes		per pound	42	1.30	35	1.99	116	1.79
Tomatoes		per pound	128	2.59	352	2.30	407	2.79
Tomatoes	Vine Ripes	per pound	9	2.99	9	2.99	8	2.99
Tomatoes	Vine Ripes, On The Vine-Greenhouse	per pound	570	3.27	549	3.64	1,290	2.73
Tomatoes	Vine Ripes-Greenhouse	per pound	32	2.67	16	2.64	8	2.99
Tomatoes, Cherry		1 pint package	184	3.00	28	1.82	14	2.60
Tomatoes, Grape Type		1 pint package	700	2.89	1,197	2.80	723	3.14
Tomatoes, Grape Type		10 oz package	102	2.50	1,613	3.54	826	2.68

OTHER SPECIALTY CROPS ITEMS

Commodity	Variety	Unit	THIS WEEK		LAST WEEK		LAST YEAR	
			Stores With Ads	Wtd Avg Price	Stores With Ads	Wtd Avg Price	Stores With Ads	Wtd Avg Price
Hemp Seeds-Shelled		7 oz package	245	6.99			40	8.39
Hemp Seeds-Shelled		8 oz package	999	7.68	851	8.02	515	7.73
Hemp Seeds-Shelled		16 oz package	586	15.95	236	18.13	314	13.81
ORGANIC								
Hemp (Seeds) Oil		8 oz	114	18.95	114	18.95		
Hemp (Seeds) Oil		16 oz	343	16.99	343	16.99	113	13.50
Hemp Protein		16 oz package	206	18.99	198	18.99	254	19.55
Hemp Seeds-Shelled		7 oz package	886	9.44	749	9.97	345	9.10
Hemp Seeds-Shelled		8 oz package	184	7.99			26	12.79
Hemp Seeds-Shelled		12 oz package	771	15.03	749	15.46	326	13.51
Hemp Seeds-Shelled		16 oz package	351	13.66	343	13.59	31	13.59

SEASONAL ITEMS

Commodity	Variety	Unit	THIS WEEK		LAST WEEK		LAST YEAR	
			Stores With Ads	Wtd Avg Price	Stores With Ads	Wtd Avg Price	Stores With Ads	Wtd Avg Price
Chayote		per pound	8	1.98			80	1.29
Chayote		each	9	0.67	168	0.94	507	0.95
Rose, Hybrid Tea		bunched 12s	940	12.48	1,640	11.95	451	13.17



REGIONAL DETAILS

Commodity Variety	Unit	NORTHEAST U.S.				SOUTHEAST U.S.				MIDWEST U.S.			
		Price Range	Stores with Ads	Wtd Avg Price	% Marked Local	Price Range	Stores with Ads	Wtd Avg Price	% Marked Local	Price Range	Stores with Ads	Wtd Avg Price	% Marked Local
FRUITS													
Apples Braeburn	per pound									1.49	10	1.49	
Apples Fuji	per pound	1.29-1.99	583	1.57		1.89	11	1.89		0.69-1.69	278	1.07	
Apples Fuji	3 lb bag					2.49-4.99	129	3.08					
Apples Fuji	2 lb bag					2.00-3.29	20	2.52					
Apples Gala	per pound	1.29-1.99	163	1.93		1.89	11	1.89		0.98-2.49	306	1.68	
Apples Gala	3 lb bag					3.99-4.99	30	4.56		2.99	8	2.99	
Apples Gala	2 lb bag					2.00	12	2.00					
Apples Golden Delicious	3 lb bag					3.99-4.99	30	4.56					
Apples Golden Delicious	2 lb bag					2.00	12	2.00					
Apples Granny Smith	per pound	1.99	66	1.99		1.89	11	1.89		1.49	29	1.49	
Apples Granny Smith	3 lb bag	1.99	78	1.99		3.99-4.99	375	4.97					
Apples Granny Smith	5 lb bag					5.99	228	5.99					
Apples Honeycrisp	per pound	1.49-3.49	248	3.20		1.48-1.99	500	1.98		1.48-2.99	783	2.13	
Apples McIntosh	3 lb bag	3.49	17	3.49		3.40	3	3.40					
Apples Pink Lady/Cripps Pink	per pound	1.29-1.79	393	1.37		1.99	7	1.99		0.79-1.69	341	1.03	
Apples Pink Lady/Cripps Pink	3 lb bag					4.99	366	4.99					
Apples Pink Lady/Cripps Pink	2 lb bag					2.00	12	2.00					
Apples Red Delicious	per pound	0.99-1.79	84	1.20		1.89-1.99	76	1.98		1.46-1.99	26	1.61	
Apples Red Delicious	3 lb bag	3.49	17	3.49		3.40-4.99	51	4.24					
Apples Red Delicious	2 lb bag					2.00	12	2.00					
Apples, Processed Juice	64 oz (1/2 gallon)	1.99-4.39	549	2.71		1.98-3.49	823	2.49		1.99-3.99	1,020	2.77	
Apples, Processed Juice	128 oz (1 gallon)	6.29	24	6.29									
Apples, Processed Juice Marked Cider	64 oz (1/2 gallon)									1.99-2.49	39	2.17	
Apricots	per pound	2.99-3.99	962	3.71		4.98	2	4.98		2.99-3.99	273	3.43	
Avocados Hass	each	0.69-2.50	1,912	1.18		0.75-2.50	1,619	1.13		0.50-1.67	1,627	1.09	
Avocados Hass	per pound					0.98	2	0.98					
Bananas	per pound	0.39-0.69	191	0.51		0.34-0.48	64	0.34		0.48-0.69	39	0.61	
Blueberries	6 oz package	2.49	175	2.49		1.67-3.00	461	2.35		2.50-3.50	317	2.73	
Blueberries	1 pint package	1.88-7.99	1,599	2.91		2.48-3.99	342	2.76		2.50-6.32	789	3.23	

Wtd Avg - Simple weighted average



Commodity Variety	Unit	NORTHEAST U.S.				SOUTHEAST U.S.				MIDWEST U.S.			
		Price Range	Stores with Ads	Wtd Avg Price	% Marked Local	Price Range	Stores with Ads	Wtd Avg Price	% Marked Local	Price Range	Stores with Ads	Wtd Avg Price	% Marked Local
Blueberries	18 oz package	3.99-5.99	641	4.95		3.49	90	3.49					
Cantaloups	each	1.99-3.99	1,167	2.54		1.99-3.99	3,070	2.78		1.96-4.99	1,845	2.81	
Cherries Rainier	per pound	6.99	267	6.99		6.99	501	6.99		6.99-7.99	879	7.06	
Cherries Red Varieties	per pound	2.99-7.99	2,182	5.04		2.98-6.99	2,907	5.04		1.88-6.99	2,290	4.61	
Clementines	3 lb bag	5.49-5.99	308	5.55		5.99	3	5.99		3.99-4.99	389	4.01	
Grapefruit Red	each	1.00-2.00	252	1.83		1.25	30	1.25		1.00	9	1.00	
Grapefruit Red	per pound	1.25	16	1.25									
Grapes Black Seedless	per pound	2.99-3.79	43	3.44		2.49-3.99	91	2.77		2.79-2.99	114	2.95	
Grapes Red Seedless	per pound	2.99-3.49	51	3.16		2.49-3.99	1,265	3.02		1.88-2.99	162	2.81	
Grapes White Seedless Type	per pound	0.99-3.99	682	1.60		1.49-3.99	2,846	2.20		0.99-3.78	1,047	1.73	
Honeydews	each	4.00-5.99	40	5.04		4.99	9	4.99		2.50-4.99	249	4.08	
Kiwifruit Hayward	each	0.66	65	0.66		0.67-0.83	131	0.82		0.75	14	0.75	
Kiwifruit Hayward	1 lb bag	3.99	10	3.99									
Lemons	each	0.40-0.75	436	0.59		0.50-0.78	141	0.53		0.50-1.00	265	0.68	
Lemons	per pound	0.66	65	0.66						1.29	7	1.29	
Lemons	2 lb bag	2.99-3.99	430	3.63		1.99-3.99	185	2.86		2.49-3.99	182	3.63	
Limes	each	0.20-0.75	314	0.34		0.10-0.34	99	0.12		0.10-0.50	94	0.29	
Limes	per pound									0.99	14	0.99	
Mangoes	each	0.79-1.67	2,101	1.01		0.49-1.39	3,090	1.12		0.50-1.50	477	1.00	
Misc Berries Blackberries	5.6 - 6 oz package	1.99-3.99	1,411	2.73		1.25-3.99	2,086	2.35		0.99-3.50	1,914	2.11	
Misc Citrus Satsuma	3 lb bag	3.99	175	3.99		3.99	277	3.99					
Nectarines Various White Flesh Varieties	per pound	3.49-3.99	217	3.55		2.99	26	2.99		2.99	770	2.99	
Nectarines Various Yellow Flesh Varieties	per pound	2.49-3.99	763	3.31		2.88-3.98	1,787	2.99		1.79-3.99	1,405	2.94	
Oranges Navel	each	0.33-1.25	355	0.89		0.78-1.50	84	1.17					
Oranges Navel	per pound	0.99	10	0.99		1.49	1,260	1.49		0.99-1.49	158	1.42	
Oranges Navel	3 lb bag	5.79	24	5.79		4.98-5.49	430	5.41					
Oranges Navel	4 lb bag					4.99-5.98	51	5.03		3.99-4.99	119	4.10	
Papaya Maradol/Tainung Types	per pound	0.99-1.49	165	1.12		0.78	26	0.78		0.99	16	0.99	
Papaya Solo Type	per pound									0.99	14	0.99	
Peaches Various White Flesh Varieties	per pound	2.99-3.99	570	3.20		2.99	49	2.99		1.99-3.99	993	3.09	
Peaches Various Yellow Flesh	per pound	1.99-3.99	1,031	3.20		1.98-3.98	2,247	2.76		1.79-3.99	1,569	2.93	

Wtd Avg - Simple weighted average



Commodity Variety	Unit	NORTHEAST U.S.				SOUTHEAST U.S.				MIDWEST U.S.			
		Price Range	Stores with Ads	Wtd Avg Price	% Marked Local	Price Range	Stores with Ads	Wtd Avg Price	% Marked Local	Price Range	Stores with Ads	Wtd Avg Price	% Marked Local
Varieties													
Pears Bartlett	per pound	0.99-1.99	646	1.63						1.99	114	1.99	
Pears Bosc	per pound	1.49-1.99	44	1.93						0.99	8	0.99	
Pears D'Anjou	per pound	1.69-1.99	486	1.73		0.99-1.49	47	1.35					
Pineapples	each	2.00-4.88	1,237	3.15		1.48-3.48	468	2.29		1.99-3.99	370	3.12	
Plums	per pound					1.99-2.88	114	2.57		2.99	60	2.99	
Raspberries Red	6 oz package	1.69-3.99	1,201	2.91		2.50-3.50	1,736	3.33		2.75-3.78	445	3.12	
Strawberries	1 lb package	1.99-4.99	2,286	2.88		2.00-3.99	1,863	2.56		0.99-4.99	1,005	2.48	
Strawberries	2 lb package	4.99	241	4.99		4.98-6.99	595	6.14		2.99-5.98	1,225	4.73	
Tangerines	3 lb bag									4.99	16	4.99	
Tangerines	2 lb bag	2.99-4.99	168	3.06									
Watermelons Red Flesh Seeded Type	each					4.98-6.99	35	5.50					
Watermelons Red Flesh Seedless Miniature	each									2.99-3.99	622	3.49	
Watermelons Red Flesh Seedless Miniature	per pound	0.99	11	0.99									
Watermelons Red Flesh Seedless Type	each	3.99-8.99	1,041	5.50		2.95-7.99	302	5.22		2.95-6.99	372	5.24	
Watermelons Red Flesh Seedless Type	per pound	0.49-0.99	116	0.82									
FRUITS - ORGANIC													
Apples Fuji	per pound	1.99	8	1.99									
Apples Fuji	2 lb bag					4.99	463	4.99		3.99-4.99	761	4.93	
Apples Gala	per pound	3.99	24	3.99						2.48	199	2.48	
Apples Gala	3 lb bag					4.98	187	4.98					
Apples Gala	2 lb bag					4.99	463	4.99		4.49-4.99	741	4.96	
Apples Pink Lady/Cripps Pink	2 lb bag									4.49	44	4.49	
Apples, Processed Juice	64 oz (1/2 gallon)	2.79-3.50	96	3.32						4.19	96	4.19	
Apricots	per pound	4.10	122	4.10						4.10	67	4.10	
Avocados Hass	each	1.25-2.00	455	1.43		2.00	52	2.00		0.99-2.00	279	1.78	
Bananas	per pound	0.79	46	0.79						0.69-0.79	395	0.72	
Blueberries	6 oz package	2.99-3.99	99	3.23		3.99	74	3.99					
Blueberries	1 pint package	5.00	190	5.00						3.88-3.99	146	3.97	
Cantaloups	each	3.89	122	3.89		3.89	86	3.89		3.99	8	3.99	

Wtd Avg - Simple weighted average



Commodity Variety	Unit	NORTHEAST U.S.				SOUTHEAST U.S.				MIDWEST U.S.			
		Price Range	Stores with Ads	Wtd Avg Price	% Marked Local	Price Range	Stores with Ads	Wtd Avg Price	% Marked Local	Price Range	Stores with Ads	Wtd Avg Price	% Marked Local
Cherries Red Varieties	per pound									7.99	60	7.99	
Grapes Red Seedless	per pound	4.99	46	4.99		3.49	1,195	3.49		3.99-4.99	71	4.14	
Grapes White Seedless Type	per pound	4.99	46	4.99		3.49-4.49	1,561	3.72		3.99-4.99	71	4.14	
Honeydews	each									2.50	22	2.50	
Lemons	per pound	1.99	8	1.99									
Lemons	2 lb bag	3.99-4.99	214	4.88		3.98	52	3.98					
Mangoes	each	1.50	38	1.50						1.50	11	1.50	
Misc Berries Blackberries	5.6 - 6 oz package	3.49-5.00	343	4.67						3.34-3.99	99	3.73	
Oranges Navel	4 lb bag	5.99	72	5.99									
Oranges Valencia	each	1.00	38	1.00									
Peaches Various White Flesh Varieties	per pound	3.66	122	3.66		3.66	86	3.66					
Peaches Various Yellow Flesh Varieties	per pound	3.66	122	3.66		3.66	86	3.66					
Pears Bartlett	per pound	1.99	9	1.99									
Pears Bosc	per pound	1.99	54	1.99									
Pears D'Anjou	per pound	1.49-1.99	23	1.82		1.99	3	1.99					
Raspberries Red	6 oz package	3.99-4.99	87	4.89		3.98	52	3.98		3.34-3.99	99	3.73	
Strawberries	1 lb package	3.99-5.00	680	4.66		3.50-5.99	1,940	4.23		3.88-4.99	157	4.11	
Strawberries	2 lb package									4.99	39	4.99	
Watermelons Red Flesh Seedless Miniature	each									2.50	22	2.50	

ONIONS AND POTATOES

Onions, Dry Red	per pound	0.89-1.49	452	1.09		0.99	13	0.99		0.98-1.29	80	1.08	
Onions, Dry Red	2 lb bag	1.99-2.99	47	2.20						2.49-2.99	24	2.80	
Onions, Dry Red	3 lb bag					4.99	74	4.99					
Onions, Dry White	per pound	1.29	46	1.29		0.99	13	0.99		0.69-0.99	38	0.93	
Onions, Dry White	2 lb bag					1.79	7	1.79					
Onions, Dry White	3 lb bag									1.48-1.49	22	1.49	
Onions, Dry Yellow	per pound	1.29	24	1.29		0.58-0.99	39	0.72		0.69-1.38	57	1.09	
Onions, Dry Yellow	2 lb bag	1.00-2.00	116	1.70		1.95	73	1.95					
Onions, Dry Yellow	3 lb bag	1.99	75	1.99		0.99-2.69	1,527	2.22		0.99-2.79	683	2.62	

Wtd Avg - Simple weighted average



Commodity Variety	Unit	NORTHEAST U.S.				SOUTHEAST U.S.				MIDWEST U.S.			
		Price Range	Stores with Ads	Wtd Avg Price	% Marked Local	Price Range	Stores with Ads	Wtd Avg Price	% Marked Local	Price Range	Stores with Ads	Wtd Avg Price	% Marked Local
Onions, Dry Yellow	5 lb bag	2.50-5.79	35	4.76									
Onions, Dry Yellow Marked Sweet	per pound	0.89-1.49	1,117	1.12	0.95-1.29	519	1.20		0.97-1.49	842	1.22		
Onions, Dry Yellow Marked Sweet	2 lb bag	2.50-2.99	314	2.79	2.00-2.99	23	2.60		1.95	22	1.95		
Onions, Dry Yellow Marked Sweet	3 lb bag	2.99-3.99	297	3.28	2.50-4.29	258	3.22		3.99-4.48	61	4.38		
Onions, Dry Yellow Marked Sweet	5 lb bag	5.00	72	5.00	3.98-4.99	120	4.60						
Potatoes Round Red	per pound	0.99-1.49	209	1.47					0.99-1.29	207	1.28		
Potatoes Round Red	3 lb bag	3.00-5.99	123	5.53	2.50	30	2.50		1.99-5.99	143	5.25		
Potatoes Round Red	5 lb bag	3.49-3.99	162	3.82	2.29-3.99	1,419	3.50		2.50-3.99	90	3.27		
Potatoes Round White	3 lb bag	3.00	19	3.00									
Potatoes Round White	5 lb bag	2.50-2.99	34	2.83									
Potatoes Russet	per pound	1.49-1.69	255	1.54	0.99-1.29	24	1.10		0.99-1.29	39	1.16		
Potatoes Russet	3 lb bag	3.00	19	3.00	1.59	3	1.59						
Potatoes Russet	5 lb bag	1.99-4.99	752	3.27	1.99-3.99	1,333	2.32		2.49-3.50	490	3.01		
Potatoes Russet	10 lb bag	5.99	29	5.99	3.98-5.95	123	5.18		2.99-5.95	43	4.67		
Potatoes Russet	8 lb bag				4.99	228	4.99		2.99	14	2.99		
Potatoes Yellow Type	per pound	1.49	200	1.49					1.29	199	1.29		
Potatoes Yellow Type	3 lb bag	3.00-5.99	123	5.53	2.50	30	2.50		2.50-5.99	168	4.99		
Potatoes Yellow Type	5 lb bag	3.50-4.99	86	4.22	2.98-4.99	279	4.74		3.98-3.99	43	3.99		
Potatoes Yellow Type	10 lb bag								4.69	8	4.69		
ONIONS AND POTATOES - ORGANIC													
Onions, Dry Red	per pound	1.49	8	1.49									
Onions, Dry Yellow	per pound								1.45	13	1.45		
Onions, Dry Yellow Marked Sweet	per pound	1.49	9	1.49									
Onions, Dry Yellow Marked Sweet	2 lb bag								2.99	6	2.99		
Onions, Dry Yellow Marked Sweet	3 lb bag	3.99	75	3.99									
Potatoes Russet	per pound								1.79	13	1.79		
Potatoes Russet	3 lb bag								4.98	9	4.98		
VEGETABLES													
Artichokes	each								1.99	13	1.99		
Asparagus Green	per pound	1.99-3.99	358	3.16	1.99-3.49	2,337	2.87		1.79-3.99	1,639	2.59	48	
Bok Choy	per pound	1.98	6	1.98									

Wtd Avg - Simple weighted average



Commodity Variety	Unit	NORTHEAST U.S.				SOUTHEAST U.S.				MIDWEST U.S.			
		Price Range	Stores with Ads	Wtd Avg Price	% Marked Local	Price Range	Stores with Ads	Wtd Avg Price	% Marked Local	Price Range	Stores with Ads	Wtd Avg Price	% Marked Local
Beans Round Green Type	per pound	0.99-1.99	268	1.31		1.29-2.00	1,549	1.96		1.29-2.48	146	2.03	
Broccoli	per pound									1.49	17	1.49	
Broccoli	per bunch	2.00	8	2.00		2.99	1,195	2.99		2.00-3.49	245	3.35	
Broccoli Crown Cut	per pound	0.99-2.49	1,096	1.51		1.79-1.99	533	1.98		1.69-2.99	271	2.01	
Beets	per bunch	1.99-2.99	17	2.46	47								
Cabbage Round Green Type	per pound	0.69-0.89	111	0.77		0.50-0.89	666	0.75		0.39-0.69	29	0.56	
Carrots	1 lb bag	1.00	20	1.00						1.00-1.19	19	1.10	
Carrots	2 lb bag									1.50-1.69	16	1.57	
Carrots	per bunch	1.99	46	1.99									
Carrots Baby Peeled	1 lb bag	0.99-1.69	418	1.52		1.19-1.67	509	1.57		0.69-1.99	291	1.35	
Carrots Baby Peeled	2 lb bag	1.99-2.50	86	2.06									
Cauliflower	each	2.00-3.99	97	2.97		2.99-3.49	30	3.27		2.00-4.99	62	3.30	
Cauliflower	per pound									0.79-1.99	126	1.63	
Celery	each					2.39	65	2.39					
Celery Hearts	each	2.50-2.99	33	2.83									
Chinese Cabbage	per pound	0.78	6	0.78									
Cilantro	per bunch	0.89-1.00	357	0.99		0.48	26	0.48					
Corn-Sweet	each	0.40-1.50	823	0.56	1	0.20-0.75	2,045	0.44		0.30-0.75	568	0.56	
Cucumbers	each	0.50-1.00	554	0.67		0.34-1.00	1,221	0.51		0.50-0.99	303	0.75	
Cucumbers Long Seedless-Greenhouse	each	0.99-2.50	689	1.55	3	1.25-1.67	1,939	1.62		0.99-2.50	138	1.31	
Eggplant	per pound	0.99-1.79	691	1.35		1.38-1.79	5	1.63					
Garlic	per sleeve	2.00	11	2.00									
Greens Collard	per bunch	2.00	24	2.00		2.00	228	2.00		0.89	13	0.89	
Greens Collard	per pound	1.00	272	1.00						0.99	22	0.99	
Greens Collard	1 lb bag	2.99	37	2.99									
Greens Kale	per bunch	2.00	24	2.00		2.00	228	2.00		0.89	13	0.89	
Greens Kale	per pound	1.00	272	1.00									
Greens Kale	1 lb bag	2.99	37	2.99									
Greens Mustard	per bunch									0.89	13	0.89	
Greens Turnip Tops	per bunch									0.89	13	0.89	
Lettuce, Iceberg	each	0.99-2.50	191	1.77		0.78-1.89	1,276	1.85		0.79-1.79	117	1.23	
Lettuce, Other	each	0.99	9	0.99									

Wtd Avg - Simple weighted average



Commodity Variety	Unit	NORTHEAST U.S.				SOUTHEAST U.S.				MIDWEST U.S.			
		Price Range	Stores with Ads	Wtd Avg Price	% Marked Local	Price Range	Stores with Ads	Wtd Avg Price	% Marked Local	Price Range	Stores with Ads	Wtd Avg Price	% Marked Local
Boston													
Lettuce, Other Green Leaf	each	0.98-2.99	96	2.55	75	2.00	30	2.00		0.88-0.99	24	0.95	
Lettuce, Other Green Leaf	per pound	1.99-2.49	356	2.02						1.69	96	1.69	
Lettuce, Other Red Leaf	each	0.99-2.99	90	2.66	80					0.88-0.99	24	0.95	
Lettuce, Other Red Leaf	per pound	1.99-2.49	356	2.02						1.69	96	1.69	
Lettuce, Romaine	each	1.49-2.99	91	2.69	79	2.00	30	2.00		0.79-0.99	60	0.93	
Lettuce, Romaine	per pound	0.99-1.99	385	1.70									
Lettuce, Romaine Hearts	3 count package	1.99-4.00	249	3.12		2.99-3.50	72	3.40		1.50-3.99	281	2.91	
Mushrooms Portobella	per pound									2.49	22	2.49	
Mushrooms Portobella	6 oz package	3.99	19	3.99						2.99-3.99	26	3.61	
Mushrooms White	8 oz package	1.67-2.50	73	1.95		1.49-2.50	604	1.56		1.99-2.50	233	2.21	
Onions Green	per bunch	0.40-0.99	561	0.90	29					0.49-0.75	77	0.65	
Peppers, Bell Type Green	per pound	0.99-2.00	566	1.44		1.58	2	1.58		0.99-2.49	29	1.46	
Peppers, Bell Type Green	each	0.50-1.25	405	0.93		0.50-0.99	1,861	0.66		0.50-0.99	543	0.87	
Peppers, Bell Type Orange	per pound	1.99-3.99	585	2.94						1.00-2.99	198	2.59	
Peppers, Bell Type Orange	each	0.88-1.67	671	1.16		0.98-1.67	960	1.52		0.88-1.50	1,042	1.26	
Peppers, Bell Type Orange-Greenhouse	per pound	2.49-3.99	28	3.51									
Peppers, Bell Type Orange-Greenhouse	each					1.67	74	1.67		1.50	199	1.50	
Peppers, Bell Type Red	per pound	1.99-2.99	702	2.79		1.58-1.99	5	1.83		1.00-2.99	198	2.59	
Peppers, Bell Type Red	each	0.88-1.67	671	1.16		0.98-1.67	991	1.51		0.88-1.50	1,079	1.25	
Peppers, Bell Type Red-Greenhouse	per pound	2.49-3.99	28	3.51									
Peppers, Bell Type Red-Greenhouse	each					1.67	74	1.67		1.50	199	1.50	
Peppers, Bell Type Yellow	per pound	1.99-3.99	645	2.85						1.00-2.99	198	2.59	
Peppers, Bell Type Yellow	each	0.88-1.67	671	1.16		0.98-1.67	960	1.52		0.88-1.50	1,042	1.26	
Peppers, Bell Type Yellow-Greenhouse	per pound	2.49-3.99	28	3.51									
Peppers, Bell Type Yellow-Greenhouse	each					1.67	74	1.67		1.50	199	1.50	
Peppers, Other Jalapeno	per pound	1.29-1.99	47	1.42						0.69-0.79	42	0.75	
Peppers, Other Mixed Mini Sweet Types	1 lb package	2.99-3.99	365	3.53		3.50	14	3.50		2.50-3.99	489	3.65	
Peppers, Other Serrano	per pound	1.49	8	1.49									
Radishes	per bunch	0.99-1.69	128	1.52	6					1.25-1.39	254	1.39	96
Radishes	1 lb bag									1.99	25	1.99	
Salad Mixed Types	10 - 12 oz package	1.29-3.99	514	2.23		1.25-3.00	427	1.76		1.29-3.50	421	1.44	
Salad	5 - 9 oz	1.49-3.99	862	2.51		2.50-3.00	125	2.80		1.98-	877	2.62	

Wtd Avg - Simple weighted average



Commodity Variety	Unit	NORTHEAST U.S.				SOUTHEAST U.S.				MIDWEST U.S.			
		Price Range	Stores with Ads	Wtd Avg Price	% Marked Local	Price Range	Stores with Ads	Wtd Avg Price	% Marked Local	Price Range	Stores with Ads	Wtd Avg Price	% Marked Local
Mixed Types	package									3.50			
Spinach	per bunch	1.99	6	1.99						0.99-1.39	46	1.06	
Spinach Flat, Baby Type	10 oz package					3.00	65	3.00		2.99	15	2.99	
Spinach Flat, Baby Type	8 oz package	0.99-2.50	353	1.08		2.49-2.69	16	2.60		2.49-3.29	59	2.68	
Spinach Flat, Baby Type	9 oz package									3.29	14	3.29	
Spinach Flat, Baby Type	5 - 6 oz package					1.99	14	1.99		3.29-3.50	28	3.40	
Squash Grey	per pound	0.99	413	0.99						0.79-0.99	30	0.90	
Squash Yellow Crookneck/Straightneck	per pound	0.99-1.99	1,063	1.16	7	0.98-1.79	1,090	1.52	1	0.99-1.69	189	1.45	
Squash Zucchini	per pound	0.99-1.99	735	1.25	10	0.98-1.79	1,052	1.53	1	0.99-1.69	231	1.39	
Sweet Potatoes	per pound	0.79-0.99	57	0.92		0.68-0.79	230	0.79		0.69-0.99	55	0.80	
Tomatoes	per pound	0.89-2.49	290	1.20		0.98-1.99	1,251	1.96		0.99-3.59	129	1.92	
Tomatoes Vine Ripe - Heirloom Varieties-Greenhouse	per pound	3.99	27	3.99	26	1.49-3.99	1,312	1.71		3.99	14	3.99	
Tomatoes Vine Ripes	per pound	0.99-2.99	409	1.18		1.28-1.79	2,586	1.46					
Tomatoes Vine Ripes-Greenhouse	per pound	1.29-2.49	265	1.80		1.29-1.49	1,207	1.49		0.89-2.48	250	2.25	
Tomatoes Vine Ripes, On The Vine-Greenhouse	per pound	0.88-2.49	579	1.17		1.29-1.99	728	1.59		0.99-2.99	582	1.58	8
Tomatoes, Grape Type	1 pint package	1.67-3.99	289	2.68		1.78-2.50	511	2.31		1.50-3.49	396	2.59	27
Tomatoes, Grape Type	10 oz package	2.49-3.50	886	2.51		2.49-3.00	604	2.55		1.50-2.99	781	2.49	
Tomatoes, Plum Type Roma	per pound	0.99-2.49	801	1.40		0.88-1.79	163	1.39		0.69-1.99	162	1.04	
Tomatillos	per pound									0.58-0.89	43	0.74	
Vegetables Other Cactus Leaf (Nopales)	per pound									0.96	9	0.96	

VEGETABLES - ORGANIC

Broccoli	per bunch	3.99	282	3.99		3.49	34	3.49					
Broccoli Crown Cut	per pound	2.99	9	2.99									
Carrots	per pound									1.69	13	1.69	
Carrots	1 lb bag									1.99	60	1.99	
Carrots	2 lb bag	2.49	8	2.49									
Carrots	per bunch	1.99-2.00	28	2.00									
Carrots Baby Peeled	1 lb bag	1.50-2.00	253	1.95						1.25-1.99	511	1.82	
Cauliflower	each	4.99	27	4.99									
Celery	each	2.99	9	2.99						1.99	25	1.99	

Wtd Avg - Simple weighted average



Commodity Variety	Unit	NORTHEAST U.S.				SOUTHEAST U.S.				MIDWEST U.S.			
		Price Range	Stores with Ads	Wtd Avg Price	% Marked Local	Price Range	Stores with Ads	Wtd Avg Price	% Marked Local	Price Range	Stores with Ads	Wtd Avg Price	% Marked Local
Celery Hearts	each	2.99	183	2.99						2.99	29	2.99	
Cucumbers	each									0.69	22	0.69	
Cucumbers	per pound	2.69	8	2.69									
Cucumbers Long Seedless-Greenhouse	each	2.69-2.99	14	2.84		2.50	228	2.50		2.49	6	2.49	
Greens Collard	per bunch									3.00	11	3.00	
Greens Kale	per bunch	1.99-2.50	149	2.06		2.50	3	2.50		3.00	11	3.00	
Greens Kale	per pound	2.99	9	2.99									
Lettuce, Iceberg	each	2.99	183	2.99		2.50-2.99	1,209	2.51					
Lettuce, Other Green Leaf	each									1.79	13	1.79	
Lettuce, Other Red Leaf	each	2.79	8	2.79						1.79	13	1.79	
Lettuce, Romaine Hearts	3 count package	3.99-4.99	444	4.04		3.99-4.99	108	4.30		2.49-3.99	52	3.16	
Mushrooms Portobella	6 oz package	3.99	9	3.99									
Mushrooms White	8 oz package	2.99-3.99	124	3.80						1.99-2.00	252	2.00	
Onions Green	per bunch	0.99	19	0.99						0.50	22	0.50	
Radishes	per bunch	2.00	28	2.00									
Salad Mixed Types	1 lb bag									3.00	16	3.00	
Salad Mixed Types	10 - 12 oz package	4.99-7.00	163	5.26						5.99	39	5.99	
Salad Mixed Types	5 - 9 oz package	2.99-4.99	710	3.55		3.50	9	3.50		1.99-3.99	83	2.95	
Spinach Flat, Baby Type	5 - 6 oz package	3.50	24	3.50									
Squash Yellow Crookneck/Straightneck	per pound	2.49	131	2.49									
Squash Zucchini	per pound	2.29-2.49	573	2.34		2.29	530	2.29		1.89	735	1.89	
Sweet Potatoes	per pound	0.79-1.99	39	1.25		1.99	3	1.99					
Tomatoes	per pound									2.59	13	2.59	
Tomatoes Vine Ripes	per pound	2.99	9	2.99									
Tomatoes Vine Ripes-Greenhouse	per pound	2.29-2.79	32	2.67									
Tomatoes Vine Ripes, On The Vine-Greenhouse	per pound	2.99	9	2.99		1.98	187	1.98		1.99-3.99	22	2.72	
Tomatoes, Grape Type	1 pint package	2.99-3.00	447	2.99		2.99-3.00	129	3.00		1.99-4.99	51	2.93	
Tomatoes, Grape Type	10 oz package									2.50	102	2.50	
OTHER SPECIALTY CROPS ITEMS													
Hemp Seeds-Shelled	7 oz									6.99	245	6.99	

Wtd Avg - Simple weighted average



Commodity Variety	Unit	NORTHEAST U.S.				SOUTHEAST U.S.				MIDWEST U.S.			
		Price Range	Stores with Ads	Wtd Avg Price	% Marked Local	Price Range	Stores with Ads	Wtd Avg Price	% Marked Local	Price Range	Stores with Ads	Wtd Avg Price	% Marked Local
	package												
Hemp Seeds-Shelled	8 oz package	8.39-8.59	313	8.51		7.59-8.59	152	7.82		5.99-7.59	80	7.33	
Hemp Seeds-Shelled	16 oz package	13.59	122	13.59		14.59	86	14.59		10.69-22.99	194	18.99	
OTHER SPECIALTY CROPS ITEMS - ORGANIC													
Hemp Protein	16 oz package	18.99	8	18.99						18.99	67	18.99	
Hemp (Seeds) Oil	8 oz									18.95	114	18.95	
Hemp (Seeds) Oil	16 oz					16.99	52	16.99					
Hemp Seeds-Shelled	7 oz package	9.59	122	9.59		8.39-10.49	138	9.18		7.19-8.39	80	8.20	
Hemp Seeds-Shelled	12 oz package	13.59	122	13.59		13.99-17.99	138	15.50		10.69-12.79	80	12.45	
Hemp Seeds-Shelled	16 oz package	16.59	8	16.59		13.59	52	13.59					
SEASONAL ITEMS													
Chayote	each	0.67	9	0.67									
Rose, Hybrid Tea	bunched 12s	10.98-14.99	339	12.41		10.98	14	10.98		10.99-12.99	142	12.65	

Commodity Variety	Unit	SOUTH CENTRAL U.S.				SOUTHWEST U.S.				NORTHWEST U.S.			
		Price Range	Stores with Ads	Wtd Avg Price	% Marked Local	Price Range	Stores with Ads	Wtd Avg Price	% Marked Local	Price Range	Stores with Ads	Wtd Avg Price	% Marked Local
FRUITS													
Apples Braeburn	per pound					0.89	61	0.89					
Apples Fuji	per pound	0.99-1.99	440	1.50		0.99-1.99	613	1.23		0.99-1.99	143	1.29	6
Apples Fuji	3 lb bag					3.99	55	3.99					
Apples Gala	per pound	0.99-1.89	189	1.47		0.89-2.49	760	1.68		0.99-1.49	20	1.14	
Apples Gala	3 lb bag	3.98	18	3.98		2.79-3.99	64	3.82					
Apples Granny Smith	per pound	1.89	60	1.89									
Apples Granny Smith	3 lb bag	4.99	29	4.99		3.99	55	3.99					
Apples Honeycrisp	per pound	0.99-2.99	443	1.85						0.99-1.99	75	1.76	81
Apples Pink Lady/Cripps Pink	per pound	0.99-1.99	558	1.36		0.50-0.99	296	0.98		0.99-1.88	160	1.70	
Apples Pink Lady/Cripps Pink	3 lb bag	4.99	29	4.99									

Wtd Avg - Simple weighted average



Commodity Variety	Unit	SOUTH CENTRAL U.S.				SOUTHWEST U.S.				NORTHWEST U.S.			
		Price Range	Stores with Ads	Wtd Avg Price	% Marked Local	Price Range	Stores with Ads	Wtd Avg Price	% Marked Local	Price Range	Stores with Ads	Wtd Avg Price	% Marked Local
Apples Red Delicious	per pound	1.89	60	1.89		0.99	9	0.99					
Apples, Processed Juice	64 oz (1/2 gallon)	1.79-3.29	85	2.76		1.25-4.69	484	3.03		2.99-3.50	201	3.20	40
Apples, Processed Juice	128 oz (1 gallon)									4.99	131	4.99	
Apricots	per pound	2.99-4.99	280	3.78		0.99-5.49	791	4.01	45	3.99-4.99	238	4.00	
Avocados Hass	each	0.33-1.69	1,568	1.05		0.25-2.50	1,584	1.33		0.68-2.00	657	1.09	
Bananas	per pound	0.49	65	0.49		0.33-0.69	169	0.59		0.69	9	0.69	
Blueberries	6 oz package	0.99-3.50	166	1.87		1.67-3.50	840	2.45		1.99-2.50	14	2.35	
Blueberries	1 pint package	2.49-3.99	332	2.83		2.50	23	2.50		2.00-2.50	28	2.20	
Blueberries	18 oz package	3.33-5.99	130	3.80		3.99-5.99	92	4.56	58	5.99	25	5.99	
Cantaloups	each	0.99-3.99	1,195	2.86		2.50-3.50	658	2.95	22	2.99	14	2.99	
Cantaloups	per pound					0.33-1.29	329	0.79		0.69-1.99	133	0.90	
Cherries Rainier	per pound	4.99-6.99	330	6.96		6.99	352	6.99	100				
Cherries Red Varieties	per pound	1.79-5.99	1,459	4.38		0.99-6.99	2,411	4.65	59	2.98-5.99	762	4.87	
Fruit, Other Apple Pears	each	1.19	103	1.19									
Fruit, Other Cactus Pears	each					0.50	55	0.50					
Grapefruit Red	each	0.79	110	0.79		0.50	61	0.50					
Grapefruit Red	5 lb bag	6.99	29	6.99									
Grapes Black Seedless	per pound	0.99-2.99	367	1.23						2.99	14	2.99	
Grapes Red Seedless	per pound	1.88-2.99	139	2.88	37	1.88-4.99	909	2.54		2.99	154	2.99	
Grapes White Seedless Type	per pound	1.49-2.99	893	2.25	6	1.88-4.99	1,362	2.51		2.99	157	2.99	
Honeydews	each	2.50-4.99	69	2.79									
Honeydews	per pound									0.88	9	0.88	
Kiwifruit Hayward	each	0.50	103	0.50						0.79	23	0.79	
Lemons	each	0.33	103	0.33		0.20-1.00	454	0.88		0.50	81	0.50	
Lemons	per pound					0.50-0.69	107	0.61					
Lemons	2 lb bag	3.49	38	3.49		4.99	10	4.99		4.99	22	4.99	
Limes	each	0.08-1.00	674	0.27		0.33-0.79	129	0.68		0.50	17	0.50	
Limes	per pound					0.50-0.99	258	0.76					
Mangoes	each	0.50-1.69	713	0.98		0.20-2.00	1,024	0.81		0.68-2.50	228	1.19	
Misc Berries Blackberries	5.6 - 6 oz package	1.47-3.50	1,033	1.85		1.97-3.00	1,098	2.38		1.99	72	1.99	
Nectarines Various White Flesh Varieties	per pound	2.99-3.99	559	3.05		1.99-4.99	409	2.93	46	2.99	1	2.99	
Nectarines Various Yellow Flesh Varieties	per pound	1.79-3.99	843	3.08		1.50-4.99	983	2.97	71	2.49-4.00	413	3.12	

Wtd Avg - Simple weighted average



Commodity Variety	Unit	SOUTH CENTRAL U.S.				SOUTHWEST U.S.				NORTHWEST U.S.			
		Price Range	Stores with Ads	Wtd Avg Price	% Marked Local	Price Range	Stores with Ads	Wtd Avg Price	% Marked Local	Price Range	Stores with Ads	Wtd Avg Price	% Marked Local
Oranges Navel	each	0.25	65	0.25									
Oranges Navel	per pound	1.00-1.29	22	1.16		0.40-1.95	488	1.32		1.49-1.58	12	1.55	
Oranges Navel	3 lb bag	5.49	29	5.49		2.69-2.99	15	2.87					
Oranges Valencia	per pound	0.97	8	0.97		0.99	46	0.99					
Papaya Maradol/Tainung Types	per pound					0.50-1.50	132	0.79					
Peaches Various White Flesh Varieties	per pound	2.99-3.99	623	3.14		1.50-4.99	690	2.64	62	2.99	425	2.99	
Peaches Various Yellow Flesh Varieties	per pound	0.88-3.99	1,413	2.91		1.29-4.99	1,408	2.65	58	2.49-3.99	588	3.02	
Pineapples	each	0.98-3.50	164	1.86		0.50-3.50	614	3.04		2.50-4.99	126	3.78	
Pineapples	per pound	0.69	65	0.69		0.50-0.89	108	0.67		0.68-0.89	23	0.73	
Plums	per pound					3.49	8	3.49		2.99	61	2.99	
Plums Interspecific Type	per pound	2.99	5	2.99									
Prunes	per pound					3.99	8	3.99					
Raspberries Red	6 oz package	1.47-3.50	289	1.70		1.97-3.00	514	2.76		2.50	10	2.50	
Strawberries	1 lb package	1.50-5.98	617	3.39		0.99-3.99	1,131	2.49		2.29-4.99	263	2.78	
Strawberries	2 lb package	2.99-5.99	776	4.21		4.99	169	4.99	100	3.99	61	3.99	
Tangerines	3 lb bag	3.99-5.99	140	4.36									
Watermelons Red Flesh Seeded Type	per pound					0.50	55	0.50					
Watermelons Red Flesh Seedless Miniature	each	2.50-3.99	659	3.07	14	1.50-4.99	1,112	3.37		2.98-5.99	391	4.53	
Watermelons Red Flesh Seedless Type	each	1.97-7.99	776	5.46		2.95-6.99	76	4.66		3.98-8.99	243	6.32	
Watermelons Red Flesh Seedless Type	per pound					0.33-0.79	417	0.58		0.29-0.99	45	0.50	
FRUITS - ORGANIC													
Apples Fuji	per pound	0.97	303	0.97		1.49	40	1.49		1.49	26	1.49	
Apples Fuji	2 lb bag	4.99	393	4.99						4.99	124	4.99	
Apples Gala	per pound	2.48-2.99	137	2.83									
Apples Gala	2 lb bag	4.99	393	4.99						3.98-4.99	205	4.59	40
Apples Granny Smith	per pound	2.99	95	2.99									
Apricots	per pound	4.10	75	4.10									
Avocados Hass	each	0.99-2.00	204	1.53		0.99-2.50	215	1.91		1.50	21	1.50	
Bananas	per pound	0.79	92	0.79		0.79	23	0.79		0.79	287	0.79	

Wtd Avg - Simple weighted average



Commodity Variety	Unit	SOUTH CENTRAL U.S.				SOUTHWEST U.S.				NORTHWEST U.S.			
		Price Range	Stores with Ads	Wtd Avg Price	% Marked Local	Price Range	Stores with Ads	Wtd Avg Price	% Marked Local	Price Range	Stores with Ads	Wtd Avg Price	% Marked Local
Blueberries	6 oz package	2.98-4.00	124	3.58		3.00-4.99	227	4.40		4.00	131	4.00	
Blueberries	1 pint package					3.50-6.99	195	3.70					
Blueberries	18 oz package					6.99	169	6.99					
Cantaloups	each	3.89	75	3.89		3.89	109	3.89		3.89-3.98	103	3.96	
Cantaloups	per pound									1.28-1.49	46	1.32	
Cherries Red Varieties	per pound	7.99	5	7.99		9.99	16	9.99	100				
Grapes Red Seedless	per pound	3.99	5	3.99						3.99	19	3.99	
Grapes White Seedless Type	per pound	3.99-4.49	34	4.42						3.99	19	3.99	
Lemons	2 lb bag	3.98	107	3.98		3.98-3.99	198	3.98					
Mangoes	each	1.50	95	1.50		1.33	53	1.33		2.00	22	2.00	
Misc Berries Blackberries	5.6 - 6 oz package	3.34-4.00	134	3.70		3.00	40	3.00		4.00	131	4.00	
Nectarines Various White Flesh Varieties	per pound					3.49-5.49	61	3.75	87	2.99	19	2.99	
Nectarines Various Yellow Flesh Varieties	per pound					2.99-5.49	35	4.66		2.99	19	2.99	
Oranges Navel	per pound					1.98	20	1.98					
Peaches Various White Flesh Varieties	per pound	3.66	75	3.66		3.66-5.49	117	3.79		3.66	22	3.66	
Peaches Various Yellow Flesh Varieties	per pound	3.66	75	3.66		2.99-5.49	139	3.89		2.99-3.66	101	3.14	
Raspberries Red	6 oz package	3.34-4.00	270	3.84		3.00-3.98	224	3.81		4.00	131	4.00	
Strawberries	1 lb package	3.50-4.99	307	4.02		3.49-5.99	1,401	4.58	4	3.99-4.49	563	4.26	
Strawberries	2 lb package	4.99	61	4.99									
Watermelons Red Flesh Seedless Type	per pound					0.69-0.89	16	0.75		0.99	16	0.99	

ONIONS AND POTATOES

Onions, Dry Red	per pound	1.29-1.49	43	1.33		0.79	64	0.79		0.99	23	0.99	
Onions, Dry Red	2 lb bag	2.49-3.29	37	3.07									
Onions, Dry White	per pound	0.33-1.29	641	0.93		0.50-1.25	467	0.87		1.19	1	1.19	
Onions, Dry Yellow	per pound	0.78-0.99	228	0.88	47	0.59-1.79	163	1.69					
Onions, Dry Yellow	2 lb bag					1.50	34	1.50					
Onions, Dry Yellow	3 lb bag	0.99-2.49	192	2.19		2.29	103	2.29		1.79-2.99	138	1.91	
Onions, Dry Yellow Marked Sweet	per pound	0.88-1.49	349	1.34		0.99-2.49	274	1.06		0.99-2.49	394	1.18	
Onions, Dry Yellow Marked Sweet	2 lb bag	1.95-2.79	158	2.76									

Wtd Avg - Simple weighted average



Commodity Variety	Unit	SOUTH CENTRAL U.S.				SOUTHWEST U.S.				NORTHWEST U.S.			
		Price Range	Stores with Ads	Wtd Avg Price	% Marked Local	Price Range	Stores with Ads	Wtd Avg Price	% Marked Local	Price Range	Stores with Ads	Wtd Avg Price	% Marked Local
Onions, Dry Yellow Marked Sweet	3 lb bag	0.99-4.79	118	3.19		2.99	120	2.99					
Potatoes Round Red	per pound	0.89-1.29	58	1.24		0.69-0.99	55	0.74					
Potatoes Round Red	5 lb bag	3.49	10	3.49									
Potatoes Round White	per pound	1.39	65	1.39									
Potatoes Russet	per pound	0.79	107	0.79	100	1.29	11	1.29					
Potatoes Russet	5 lb bag	2.50-2.99	227	2.97		2.99	9	2.99		2.99	131	2.99	
Potatoes Russet	10 lb bag	3.99-5.95	129	4.45		5.95	34	5.95					
Potatoes Yellow Type	per pound	1.29	42	1.29						1.00-1.29	43	1.05	
Potatoes Yellow Type	3 lb bag	2.19	103	2.19						1.98	6	1.98	
ONIONS AND POTATOES - ORGANIC													
Onions, Dry Yellow	per pound	1.45	92	1.45		1.45	23	1.45					
Onions, Dry Yellow Marked Sweet	3 lb bag	4.99	34	4.99									
Potatoes Russet	per pound	1.79	92	1.79		1.79	23	1.79					
VEGETABLES													
Artichokes	each					2.00	15	2.00		2.00-2.50	28	2.20	
Asparagus Green	per pound	1.77-3.49	923	2.60		1.99-3.29	558	2.72		1.99-3.99	223	2.99	30
Bok Choy	per pound	0.99-1.99	14	1.49									
Beans Round Green Type	per pound	1.39-1.99	170	1.55		1.88-1.89	10	1.88		1.49-1.89	34	1.76	
Broccoli	per pound	1.99	14	1.99		0.79-0.88	134	0.84					
Broccoli	per bunch	2.79-3.49	52	3.36									
Broccoli Crown Cut	per pound	1.69-1.99	206	1.98		0.99-2.49	44	1.69		1.78-2.99	100	1.98	
Cabbage Round Green Type	per pound	0.33-0.79	213	0.62	22	0.50-0.99	59	0.80		0.78	9	0.78	
Carrots	per pound					0.50-0.99	118	0.69					
Carrots	2 lb bag	1.79-2.19	113	2.15		1.78	122	1.78					
Carrots	per bunch	0.50	65	0.50									
Carrots Baby Peeled	1 lb bag	1.29-1.67	35	1.60		0.98-1.29	54	1.00		0.98-1.49	34	1.07	
Carrots Baby Peeled	2 lb bag									2.89	79	2.89	
Cauliflower	each	1.97-3.49	89	2.69		0.99-2.49	51	1.25					
Cauliflower	per pound					0.79-0.99	259	0.91	20	1.99	79	1.99	
Chinese Cabbage	per pound	1.99	7	1.99		0.69	40	0.69					
Cilantro	per bunch	0.79	107	0.79	100	0.33-0.50	61	0.35					

Wtd Avg - Simple weighted average



Commodity Variety	Unit	SOUTH CENTRAL U.S.				SOUTHWEST U.S.				NORTHWEST U.S.			
		Price Range	Stores with Ads	Wtd Avg Price	% Marked Local	Price Range	Stores with Ads	Wtd Avg Price	% Marked Local	Price Range	Stores with Ads	Wtd Avg Price	% Marked Local
Corn-Sweet	each	0.25-0.99	531	0.44		0.33-1.99	559	0.93	36	0.80-1.50	227	1.23	
Cucumbers	each	0.33-1.29	677	0.51	2	0.25-0.60	585	0.46		0.50-0.89	45	0.69	
Cucumbers	per pound					0.99	9	0.99					
Cucumbers Long Seedless-Greenhouse	each	1.29-1.50	78	1.45		0.99-2.00	235	1.23		1.25	123	1.25	
Garlic	per sleeve	0.99-1.49	175	1.43		0.99-1.29	211	1.20		1.98	81	1.98	
Lettuce, Iceberg	each	0.99-1.69	276	1.44		0.99	108	0.99	49	1.48	9	1.48	
Lettuce, Other Green Leaf	each	1.49	107	1.49	100	0.50-2.49	98	1.15		1.29-2.49	78	1.99	
Lettuce, Other Red Leaf	each	1.49	107	1.49	100	0.50-2.49	98	1.15		1.29-2.49	55	1.86	
Lettuce, Romaine	each	1.49	107	1.49	100	0.50-2.49	97	1.16		1.29-2.49	59	1.83	
Lettuce, Romaine Hearts	3 count package					1.50-2.99	22	2.23					
Mushrooms Portobella	per pound									5.99	11	5.99	
Mushrooms White	8 oz package	1.29-2.50	551	1.75						2.49	23	2.49	
Onions Green	per bunch	0.60-0.79	118	0.77	91	0.33-0.79	238	0.50		0.38-0.69	54	0.57	
Peppers, Bell Type Green	per pound					0.79-0.99	17	0.90					
Peppers, Bell Type Green	each	0.50-1.19	316	0.73		0.50-1.00	109	0.71		0.67-0.99	43	0.84	
Peppers, Bell Type Orange	per pound					0.99	9	0.99					
Peppers, Bell Type Orange	each	0.50-1.67	697	1.10		0.69-1.79	666	1.26		0.88-2.00	158	0.99	
Peppers, Bell Type Orange-Greenhouse	per pound					3.99	8	3.99					
Peppers, Bell Type Orange-Greenhouse	each	1.50	42	1.50						1.67	15	1.67	
Peppers, Bell Type Red	per pound					0.99	9	0.99					
Peppers, Bell Type Red	each	0.50-1.67	738	1.09		0.69-1.79	720	1.23		0.67-2.00	201	0.96	
Peppers, Bell Type Red-Greenhouse	each	1.50	42	1.50						1.67	15	1.67	
Peppers, Bell Type Yellow	per pound					0.99	9	0.99					
Peppers, Bell Type Yellow	each	0.50-1.67	714	1.10		0.69-1.79	666	1.26		0.88-2.00	158	0.99	
Peppers, Bell Type Yellow-Greenhouse	per pound					3.99	8	3.99					
Peppers, Bell Type Yellow-Greenhouse	each	1.50	42	1.50						1.67	15	1.67	
Peppers, Other Jalapeno	per pound	0.50-1.79	744	1.10		0.33-1.29	618	0.95		1.29-1.59	15	1.31	
Peppers, Other Mixed Mini Sweet Types	1 lb package	3.99	42	3.99						3.69-4.00	97	3.81	
Peppers, Other Serrano	per pound					1.48	8	1.48		1.48	17	1.48	
Radishes	per bunch	0.79	107	0.79	100	0.33	55	0.33		0.69	10	0.69	
Salad Mixed Types	10 - 12 oz package	1.29-4.00	226	2.25		0.99-3.49	195	2.00		2.00-3.49	56	2.79	
Salad Mixed Types	5 - 9 oz package	2.50-3.00	70	2.96		2.00-3.49	202	2.98		2.00-3.49	56	2.79	



Commodity Variety	Unit	SOUTH CENTRAL U.S.				SOUTHWEST U.S.				NORTHWEST U.S.			
		Price Range	Stores with Ads	Wtd Avg Price	% Marked Local	Price Range	Stores with Ads	Wtd Avg Price	% Marked Local	Price Range	Stores with Ads	Wtd Avg Price	% Marked Local
Spinach	per bunch	1.49	107	1.49	100	0.50	7	0.50					
Spinach Flat, Baby Type	10 oz package					1.29-2.50	67	2.27					
Spinach Flat, Baby Type	8 oz package	2.49	6	2.49		2.00	80	2.00					
Spinach Flat, Baby Type	9 oz package	2.50	6	2.50									
Spinach Flat, Baby Type	5 - 6 oz package	2.49-3.00	72	2.86									
Squash Butternut	per pound					0.50	7	0.50					
Squash Grey	per pound	0.69-0.98	111	0.82		0.69-1.89	188	0.86					
Squash Yellow Crookneck/Straightneck	per pound	0.69-1.79	416	1.30	38	0.99-1.89	81	1.08		1.29-1.49	140	1.47	
Squash Zucchini	per pound	0.69-1.79	416	1.28	38	0.69-2.49	298	1.05		1.29-2.49	162	1.60	
Sweet Potatoes	per pound	0.50	65	0.50		0.50-2.69	49	2.29		1.29	4	1.29	
Tomatoes	per pound									1.28	9	1.28	
Tomatoes Vine Ripe - Heirloom Varieties-Greenhouse	per pound	3.99	8	3.99									
Tomatoes Vine Ripes	per pound	0.97-1.39	309	0.98		0.50	7	0.50		1.99	38	1.99	
Tomatoes Vine Ripes-Greenhouse	per pound	2.48	42	2.48									
Tomatoes Vine Ripes, On The Vine-Greenhouse	per pound	0.98-1.99	697	1.51		0.88-3.99	993	2.14		0.98-1.99	400	1.04	
Tomatoes, Grape Type	1 pint package					0.99-4.99	276	3.29					
Tomatoes, Grape Type	10 oz package	1.27-3.33	434	2.57		2.49-2.99	120	2.59		1.50-3.00	85	1.61	
Tomatoes, Plum Type Roma	per pound	0.58-0.99	427	0.87		0.69-1.99	466	0.95		0.79-1.49	81	1.34	
Tomatillos	per pound	0.67-0.75	90	0.68		0.50-0.99	322	0.79					
Vegetables Other Cactus Leaf (Nopales)	per pound	0.59-0.69	29	0.63		0.33	6	0.33		1.98	17	1.98	
VEGETABLES - ORGANIC													
Broccoli	per pound									1.99	9	1.99	
Broccoli	per bunch	3.99	34	3.99						2.00	6	2.00	
Beets	per bunch					1.79	13	1.79					
Carrots	per pound	1.69	92	1.69		1.69	23	1.69					
Carrots	1 lb bag	1.99	5	1.99									
Carrots	per bunch									2.50	6	2.50	
Carrots Baby Peeled	1 lb bag	1.50-1.99	142	1.76						1.50	131	1.50	
Cauliflower	each									1.98-4.98	27	2.65	
Cauliflower	per pound									1.99	9	1.99	

Wtd Avg - Simple weighted average



Commodity Variety	Unit	SOUTH CENTRAL U.S.				SOUTHWEST U.S.				NORTHWEST U.S.			
		Price Range	Stores with Ads	Wtd Avg Price	% Marked Local	Price Range	Stores with Ads	Wtd Avg Price	% Marked Local	Price Range	Stores with Ads	Wtd Avg Price	% Marked Local
Cucumbers	each					0.79	13	0.79					
Garlic	per sleeve					1.29	40	1.29					
Greens Kale	per bunch	1.99	75	1.99		1.67-2.49	161	2.00		1.99-2.50	41	2.23	
Greens Swiss Chard	per bunch					2.69	8	2.69					
Lettuce, Other Green Leaf	each	1.79	92	1.79		1.79	23	1.79					
Lettuce, Other Red Leaf	each	1.79	92	1.79		1.79	23	1.79					
Lettuce, Romaine	each					2.49	11	2.49					
Lettuce, Romaine Hearts	3 count package	3.99	27	3.99		3.99	24	3.99		3.99	79	3.99	
Mushrooms Portobella	per pound									6.99	16	6.99	
Mushrooms Portobella	8 oz package					2.50-3.99	130	2.59					
Mushrooms White	8 oz package	3.99	12	3.99		2.50-3.99	130	2.59		3.29	15	3.29	
Onions Green	per bunch					0.50	53	0.50					
Peppers, Other Mixed Mini Sweet Types	1 lb package					3.99-4.99	54	4.25					
Salad Mixed Types	10 - 12 oz package	5.99	61	5.99						3.00-5.99	16	4.31	
Salad Mixed Types	5 - 9 oz package	3.34	64	3.34		3.33-3.50	620	3.47		3.49	23	3.49	
Spinach Flat, Baby Type	5 - 6 oz package	3.34	64	3.34									
Squash Yellow Crookneck/Straightneck	per pound					2.49	11	2.49					
Squash Zucchini	per pound	1.65	274	1.65		0.99-2.49	193	1.51		1.29-1.98	88	1.93	
Tomatoes	per pound	2.59	92	2.59		2.59	23	2.59					
Tomatoes Vine Ripes, On The Vine-Greenhouse	per pound					3.99	352	3.99					
Tomatoes, Cherry	1 pint package					3.00	184	3.00					
Tomatoes, Grape Type	1 pint package					2.00	73	2.00					
OTHER SPECIALTY CROPS ITEMS													
Hemp Seeds-Shelled	8 oz package	5.69-7.99	274	7.11		5.99-7.59	132	7.31		5.99-7.59	48	6.72	
Hemp Seeds-Shelled	16 oz package	14.59	75	14.59		15.19	109	15.19					
OTHER SPECIALTY CROPS ITEMS - ORGANIC													
Hemp Protein	16 oz package					18.99	109	18.99	100	18.99	22	18.99	
Hemp (Seeds) Oil	16 oz	16.99	107	16.99		16.99	184	16.99					
Hemp Seeds-Shelled	7 oz package	9.59-10.49	182	10.12		7.19-10.49	316	9.66		7.19-8.39	48	7.74	
Hemp Seeds-Shelled	8 oz					7.99	184	7.99					

Wtd Avg - Simple weighted average



Commodity Variety	Unit	SOUTH CENTRAL U.S.				SOUTHWEST U.S.				NORTHWEST U.S.			
		Price Range	Stores with Ads	Wtd Avg Price	% Marked Local	Price Range	Stores with Ads	Wtd Avg Price	% Marked Local	Price Range	Stores with Ads	Wtd Avg Price	% Marked Local
	package												
Hemp Seeds-Shelled	12 oz package	10.69-17.99	199	14.62		17.99	184	17.99		10.69-13.59	48	12.02	
Hemp Seeds-Shelled	16 oz package	13.59	107	13.59		13.59	184	13.59					
SEASONAL ITEMS													
Chayote	per pound					1.98	8	1.98					
Rose, Hybrid Tea	bunched 12s	13.00	17	13.00		12.98-19.99	183	13.21		9.98-19.99	245	11.98	

Commodity Variety	Unit	ALASKA U.S.				HAWAII U.S.			
		Price Range	Stores with Ads	Wtd Avg Price	% Marked Local	Price Range	Stores with Ads	Wtd Avg Price	% Marked Local
FRUITS									
Apples Fuji	per pound	1.69-2.49	30	2.44		1.39	23	1.39	
Apples Gala	per pound	1.68	3	1.68		1.99	3	1.99	
Apples Granny Smith	per pound	2.49	28	2.49					
Apples Honeycrisp	per pound	1.68-2.79	4	1.96		3.99	33	3.99	
Apples Pink Lady/Cripps Pink	per pound	1.29-2.29	13	2.14		1.99	7	1.99	
Apricots	per pound	4.99	11	4.99					
Avocados Hass	each	1.49-2.00	25	1.59		1.78	4	1.78	
Bananas	per pound					1.19	3	1.19	
Blueberries	18 oz package	6.79-7.99	10	7.87		7.29	33	7.29	
Cantaloups	per pound	1.39-1.68	4	1.61					
Cherries Red Varieties	per pound	5.99-7.59	23	6.78		4.99	27	4.99	
Clementines	2 lb bag					4.99	4	4.99	
Fruit, Other Apple Pears	per pound					3.29	33	3.29	
Grapefruit Red	each					1.89	7	1.89	
Grapes Red Seedless	per pound					3.69	3	3.69	
Kiwifruit Hayward	each	0.99	2	0.99					
Mangoes	each	1.67-2.99	30	2.90		1.67	4	1.67	
Misc Berries	5.6 - 6 oz	3.68	3	3.68					

Wtd Avg - Simple weighted average



Commodity Variety	Unit	ALASKA U.S.				HAWAII U.S.			
		Price Range	Stores with Ads	Wtd Avg Price	% Marked Local	Price Range	Stores with Ads	Wtd Avg Price	% Marked Local
Blackberries	package								
Nectarines Various White Flesh Varieties	per pound	3.99	22	3.99					
Nectarines Various Yellow Flesh Varieties	per pound	3.99-4.49	23	4.01					
Oranges Navel	per pound	1.69-2.49	31	2.41		1.89-2.69	46	2.29	
Papaya Maradol/Tainung Types	per pound					1.49-2.39	27	2.26	100
Peaches Various White Flesh Varieties	per pound	3.99	22	3.99					
Peaches Various Yellow Flesh Varieties	per pound	3.99-4.49	23	4.01					
Pears Bartlett	per pound					1.89	27	1.89	
Pears D'Anjou	per pound					1.99	7	1.99	
Pineapples	each	4.99	2	4.99					
Strawberries	1 lb package	3.49-5.79	8	4.01		4.99	23	4.99	
Watermelons Red Flesh Seeded Type	per pound					0.99	33	0.99	
Watermelons Red Flesh Seedless Type	each	6.99-10.99	22	8.17					
Watermelons Red Flesh Seedless Type	per pound	0.89-1.19	6	1.04		0.99	33	0.99	
FRUITS - ORGANIC									
Apples Fuji	2 lb bag	5.99	11	5.99					
Apples Gala	2 lb bag	4.48-5.99	14	5.67					
Bananas	per pound	0.99	11	0.99					
Cantaloups	each					4.67	4	4.67	
Lemons	each	0.99	1	0.99					
Mangoes	each	1.99	1	1.99					
Peaches Various White Flesh Varieties	per pound					4.39	4	4.39	
Peaches Various Yellow Flesh Varieties	per pound					4.39	4	4.39	
Strawberries	1 lb package	4.99	22	4.99		5.32	4	5.32	
ONIONS AND POTATOES									
Onions, Dry	per pound	0.79	1	0.79					

Wtd Avg - Simple weighted average



Commodity Variety	Unit	ALASKA U.S.				HAWAII U.S.			
		Price Range	Stores with Ads	Wtd Avg Price	% Marked Local	Price Range	Stores with Ads	Wtd Avg Price	% Marked Local
Yellow									
Onions, Dry Yellow	3 lb bag	2.99	11	2.99					
Onions, Dry Yellow Marked Sweet	per pound	1.49	13	1.49		1.69	7	1.69	
Potatoes Round Red	per pound	1.29-1.78	4	1.66		1.39	7	1.39	
Potatoes Yellow Type	per pound	1.29-1.78	4	1.66					
VEGETABLES									
Asparagus Green	per pound	3.49-3.99	11	3.90					
Broccoli	per pound	2.38	3	2.38					
Broccoli Crown Cut	per pound	2.99	9	2.99					
Brussels Sprouts	per pound	2.59	1	2.59					
Cabbage Round Green Type	per pound					1.29	37	1.29	
Carrots	1 lb bag					0.99	3	0.99	
Carrots Baby Peeled	2 lb bag	3.99	28	3.99					
Cauliflower	per pound					3.19	33	3.19	
Chinese Cabbage	per pound	2.29-2.48	4	2.43		1.29	23	1.29	
Corn-Sweet	each	1.25-1.50	11	1.45					
Cucumbers Long Seedless-Greenhouse	each	1.67	11	1.67					
Lettuce, Iceberg	each	2.99	2	2.99					
Lettuce, Iceberg	per pound					2.69	27	2.69	
Lettuce, Other Green Leaf	each					2.99	33	2.99	
Lettuce, Other Red Leaf	each					2.99	33	2.99	
Lettuce, Romaine	per pound	1.69	2	1.69		2.19	3	2.19	
Mushrooms Portobella	per pound	6.99	2	6.99					
Mushrooms White	8 oz package	2.59-2.89	3	2.69					
Onions Green	per bunch	0.68-0.69	5	0.68					
Peppers, Bell Type Green	each	1.33	3	1.33					
Peppers, Bell Type Orange	each	1.50	9	1.50					
Peppers, Bell Type Orange-Greenhouse	each	1.69	2	1.69					
Peppers, Bell Type Red	each	1.50	9	1.50					
Peppers, Bell Type Red-Greenhouse	each	1.69	2	1.69					
Peppers, Bell Type Yellow	each	1.50	9	1.50					

Wtd Avg - Simple weighted average



Commodity Variety	Unit	ALASKA U.S.				HAWAII U.S.			
		Price Range	Stores with Ads	Wtd Avg Price	% Marked Local	Price Range	Stores with Ads	Wtd Avg Price	% Marked Local
Peppers, Bell Type Yellow-Greenhouse	each	1.69	2	1.69					
Radishes	per bunch	1.19	2	1.19					
Salad Mixed Types	10 - 12 oz package	2.99	11	2.99					
Salad Mixed Types	5 - 9 oz package	2.99	11	2.99					
Squash Acorn	per pound	1.58	3	1.58					
Squash Spaghetti	per pound	1.58	3	1.58					
Squash Yellow Crookneck/Straightneck	per pound	1.99	11	1.99					
Squash Zucchini	per pound	1.99	11	1.99	1.79	7	1.79		
Sweet Potatoes	per pound	1.49-1.68	5	1.60	1.99	23	1.99	100	
Tomatoes	per pound	1.78	3	1.78	0.99-2.69	53	1.91	94	
Tomatoes Vine Ripes-Greenhouse	per pound	2.69	1	2.69					
Tomatoes Vine Ripes, On The Vine-Greenhouse	per pound	1.49-1.98	16	1.61					
VEGETABLES - ORGANIC									
Carrots	per bunch	2.89	1	2.89					
Carrots Baby Peeled	1 lb bag				2.79	7	2.79		
Cucumbers	each	1.29	1	1.29					
Greens Kale	per bunch	3.00	3	3.00	2.39	4	2.39		
Peppers, Other Mixed Mini Sweet Types	1 lb package	5.88	3	5.88					
Salad Mixed Types	1 lb bag	6.00	11	6.00					
Salad Mixed Types	5 - 9 oz package	3.69	2	3.69					
Tomatoes, Grape Type	1 pint package	3.68	3	3.68					
OTHER SPECIALTY CROPS ITEMS									
Hemp Seeds-Shelled	8 oz package				9.19	4	9.19		
OTHER SPECIALTY CROPS ITEMS - ORGANIC									
Hemp Protein	16 oz package				18.99	4	18.99		
Hemp Seeds-Shelled	7 oz package				11.39	4	11.39		
Hemp Seeds-Shelled	12 oz package				15.99	4	15.99		

Wtd Avg - Simple weighted average



Commodity Variety	Unit	ALASKA U.S.				HAWAII U.S.			
		Price Range	Stores with Ads	Wtd Avg Price	% Marked Local	Price Range	Stores with Ads	Wtd Avg Price	% Marked Local
SEASONAL ITEMS									
Rose, Hybrid Tea	bunched 12s	15.00	11	15.00					

REGIONAL DEFINITIONS

As used in this report, regions include the following states:

NORTHEAST U.S.	Connecticut, Delaware, Massachusetts, Maryland, Maine, New Hampshire, New jersey, New York, Pennsylvania, Rhode Island and Vermont
SOUTHEAST U.S.	Alabama, Florida, Georgia, Mississippi, North Carolina, South Carolina, Tennessee, Virginia and West Virginia
MIDWEST U.S.	Iowa, Illinois, Indiana, Kentucky, Michigan, Minnesota, North Dakota, Nebraska, Ohio, South Dakota and Wisconsin
SOUTH CENTRAL U.S.	Arkansas, Colorado, Kansas, Louisiana, Missouri, New Mexico, Oklahoma, and Texas
SOUTHWEST U.S.	Arizona, California, Nevada and Utah
NORTHWEST U.S.	Idaho, Montana, Oregon, Washington, and Wyoming
ALASKA U.S.	Alaska
HAWAII U.S.	Hawaii