



Specialty Crops Market News Division

Agricultural
Marketing
Service

National Retail Report - Specialty Crops

Websites: www.marketnews.usda.gov/mnp/fv-home and <http://www.ams.usda.gov/mnreports/fvwretail.pdf>
and http://www.ams.usda.gov/mnreports/wa_lo100.txt

Volume XV - Number 25

Issued Weekly

Friday, June 25, 2021

Advertised Prices for Specialty Crops at Major Retail Supermarket Outlets ending during the period of 06/19 to 07/01^{1,2}

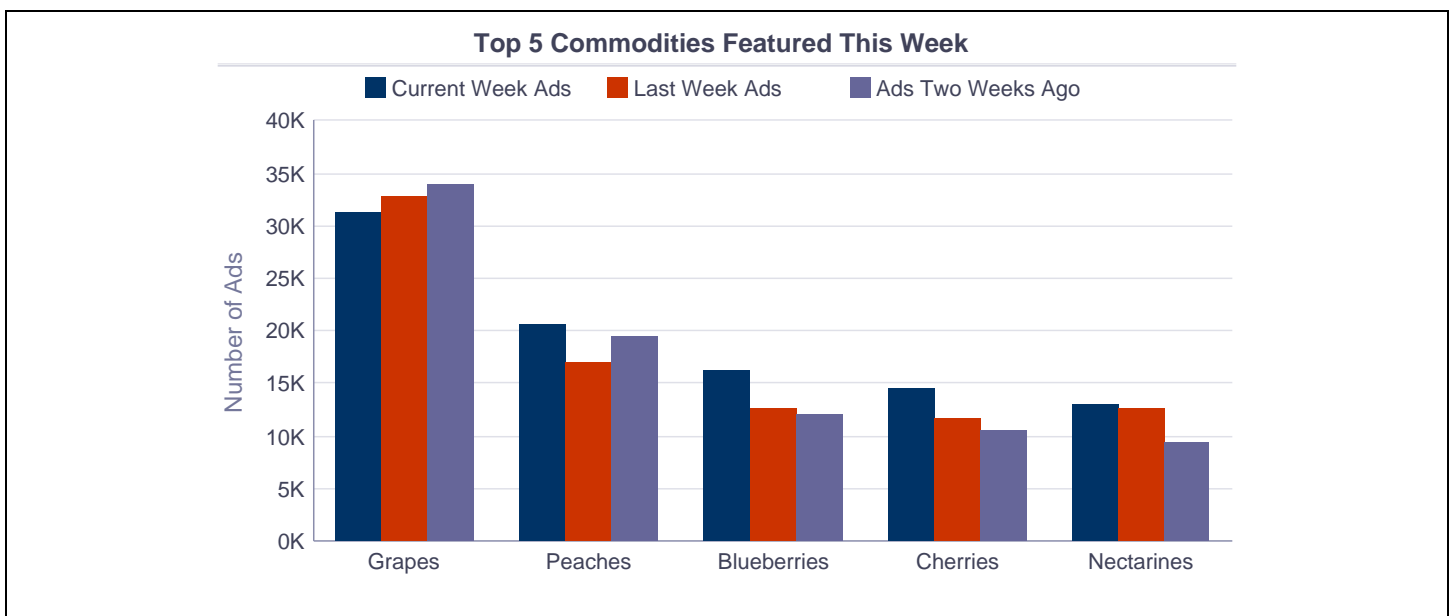
A Peach of a Deal

Retailers were peachy keen on advertising peaches, nectarines, and cherries this week. Fruit in general saw an increase of ads over last week as Independence Day preparations get underway. Strawberries, raspberries, and blueberries were widely available to represent the red and blue colors in patriotic desserts and salads. Burger fixings like onions, lettuce, and tomatoes were popular as well as summer favorites like corn, avocados, and melons. Mums and gladiolas in patriotic colors adorned floral departments.

Total ad numbers this week were 335,073, about steady from last weeks 334,182. Ad numbers this week were 2% higher than for the same week last year, when many retailers withheld weekly specials due to the Covid-19 pandemic. The total number of ads broken out by commodity groups: fruit 197,406 (59% of all ads), onions and potatoes 20,559 (6%), vegetables 113,210 (34%), herbs 1,030, ornamentals 456, and hemp 2,412. The number of ads for organic produce was 55,585, 17% of total ads.

The following are the prices of major advertised items (3,000 plus stores) this week, compared to the same week last year. Significant increases in price for fruit this week included strawberries (conventional-36%, organic-27%), seedless grapes (black-29%, red-28%, white-25%, organic white-10%), avocados at 20%, seedless watermelons at 18%, and red cherries at 13%. Significant decreases included mini seedless watermelons at 12% and blueberries at 11%. There were no significant increases in price for onions and potatoes this week. Significant decreases included only Russet potatoes at 23%. Significant increases in vegetable prices this week included only tomatoes at 29%. Significant decreases included corn at 16% and on-the-vine tomatoes at 15%.

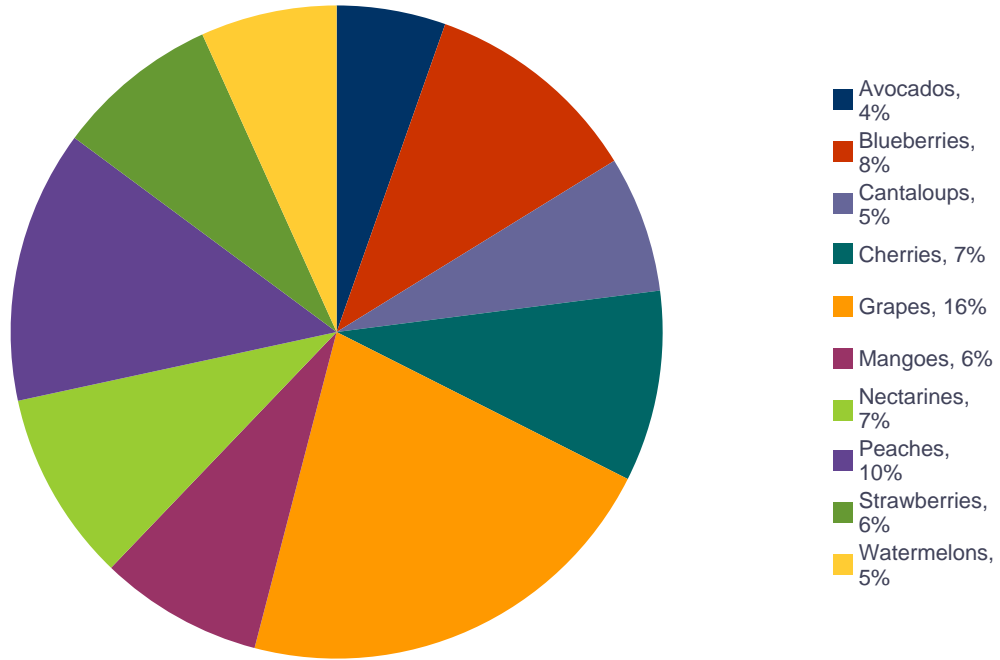
For more detailed information on organic and locally grown produce visit the National Retail--Local and Organic Report at: http://www.ams.usda.gov/mnreports/wa_lo100.txt



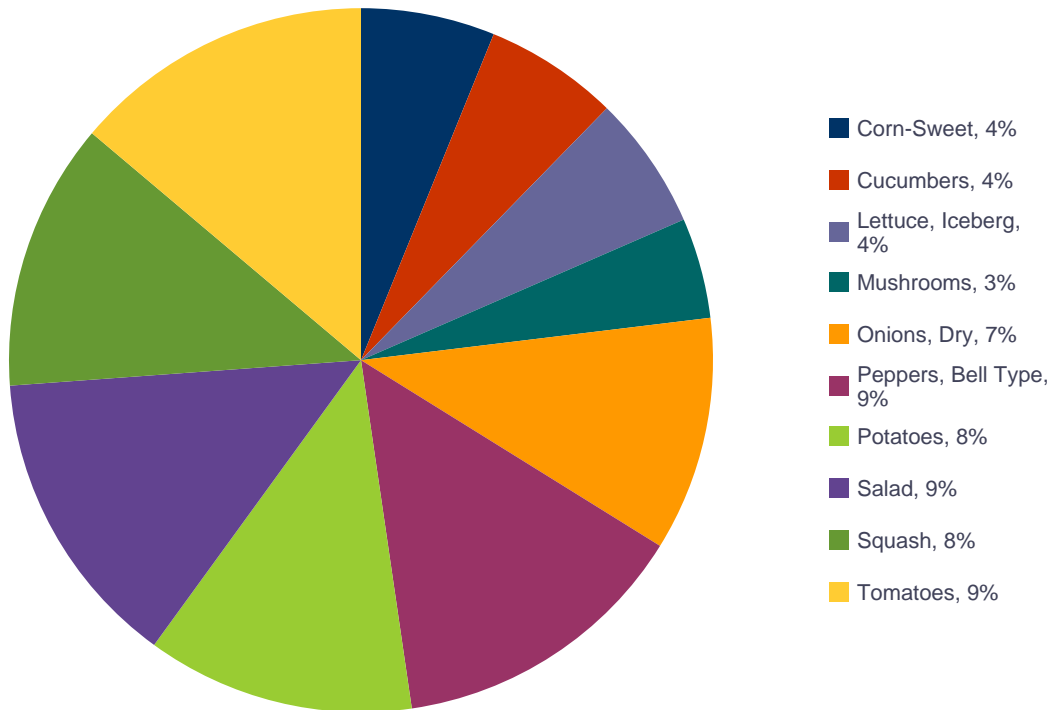
1 - Specialty Crops Market News surveys over 400 retailers, comprising over 30,300 individual stores, with online weekly advertised features.

2 - Date range reflects one week of data collection ending on the report date and encompasses ad pricing good from the Saturday before the report release date through the following Friday.

Top 10 Fruits as Percentage of Total Fruit Ads



Top 10 Vegetables as Percentage of Total Vegetable Ads Including Onions and Potatoes





NATIONAL SUMMARY

(not including AK & HI)

FRUITS								
Commodity	Variety	Unit	THIS WEEK		LAST WEEK		LAST YEAR	
			Stores With Ads	Wtd Avg Price	Stores With Ads	Wtd Avg Price	Stores With Ads	Wtd Avg Price
Apples	Braeburn	per pound	6	1.49	6	1.19	21	0.96
Apples	Fuji	per pound	1,105	1.23	1,218	1.25	1,298	1.29
Apples	Fuji	3 lb bag	3	3.79	1,263	3.99	454	3.15
Apples	Gala	per pound	284	1.31	334	1.45	1,340	1.66
Apples	Gala	3 lb bag	59	3.98	1,402	4.00	516	3.61
Apples	Golden Delicious	per pound	107	1.49	10	0.89	81	1.14
Apples	Granny Smith	per pound	6	0.99	159	1.10	1,331	1.61
Apples	Honeycrisp	per pound	1,259	2.24	1,192	2.64	673	2.20
Apples	Pink Lady/Cripps Pink	per pound	779	1.59	1,035	1.29	363	1.41
Apples	Pink Lady/Cripps Pink	3 lb bag	4	4.99	1,266	3.99	235	3.83
Apples	Red Delicious	per pound	273	1.14	44	1.22	287	1.11
Apples	Red Delicious	3 lb bag	324	3.58	34	4.49	56	2.99
Apples, Processed	Juice	64 oz (1/2 gallon)	3,529	2.06	5,277	2.15	4,482	1.90
Apples, Processed	Juice	96 oz (3/4 gallon)	30	2.99			66	1.94
Apples, Processed	Juice	128 oz (1 gallon)	23	3.45	242	4.89	255	4.99
Apples, Processed	Juice Marked Cider	64 oz (1/2 gallon)	17	2.00	40	2.42		
Apricots		per pound	1,597	2.99	1,883	2.92	1,662	2.57
Avocados	Hass	each	8,029	1.29	7,208	1.19	10,320	1.08
Bananas		per pound	433	0.47	300	0.46	458	0.42
Blueberries		6 oz package	2,063	3.04	2,615	3.03	2,295	2.43
Blueberries		1 pint package	7,870	2.40	5,768	2.62	3,445	2.70
Blueberries		18 oz package	2,794	3.25	1,466	4.24	2,096	3.50
Cantaloups		each	8,336	2.37	7,621	2.65	5,206	2.49
Cantaloups		per pound	524	0.42	469	0.53	540	0.48
Cherries	Rainier	per pound	2,111	5.74	551	5.98	4,667	4.36
Cherries	Red Varieties	per pound	11,246	3.64	10,586	3.84	11,769	3.22
Clementines		3 lb bag	774	4.24	758	5.41	870	4.18
Clementines		2 lb bag	34	3.75	190	3.99	233	4.17
Fruit, Other	Cactus Pears	each	12	0.25			12	0.20
Grapefruit	Red	each	8	0.99	43	1.50	420	1.12
Grapes	Black Seedless	per pound	4,159	2.32	3,320	1.78	5,431	1.80

Wtd Avg - Simple weighted average



National Retail Report - Specialty Crops Vol XV - No. 25
Friday, June 25, 2021 - Page 4

Grapes	Red Globe	per pound	48	2.37	16	1.99	626	2.35
Grapes	Red Seedless	per pound	9,310	2.15	12,335	1.78	12,335	1.69
Grapes	White Seedless Type	per pound	8,137	2.26	8,241	2.09	9,725	1.82
Honeydews		each	1,115	3.34	1,097	3.26	2,007	3.04
Honeydews		per pound	323	0.97	282	0.97	238	0.80
Kiwifruit	Hayward	each	634	0.43	168	0.66	345	0.40
Kiwifruit	Hayward	1 lb bag	264	2.99	160	2.99	21	2.99
Lemons		each	577	0.68	1,285	0.51	927	0.57
Lemons		per pound	7	0.50	10	0.99	6	0.79
Lemons		2 lb bag	2,398	3.54	2,992	3.34	217	3.83
Limes		each	2,946	0.27	1,871	0.29	1,967	0.26
Limes		per pound	198	0.67	210	0.69	101	0.47
Mangoes		each	8,663	0.82	7,237	0.96	8,048	0.85
Mangoes		per pound	21	0.78				
Misc Berries	Blackberries	5.6 - 6 oz package	7,402	2.80	5,099	2.94	7,264	2.72
Nectarines	Various White Flesh Varieties	per pound	3,234	1.89	1,402	2.02	3,496	1.70
Nectarines	Various Yellow Flesh Varieties	per pound	6,473	1.77	7,939	2.22	8,138	1.77
Oranges	Navel	each	1,106	0.87	546	0.79	253	0.90
Oranges	Navel	per pound	203	1.02	303	1.09	148	1.00
Oranges	Navel	3 lb bag	8	3.99	143	4.74	8	3.99
Oranges	Navel	4 lb bag	73	4.33	78	4.37	257	4.79
Oranges	Valencia	each	21	0.33				
Oranges	Valencia	per pound	15	0.50	97	0.82	50	0.79
Papaya	Maradol/Tainung Types	per pound	992	0.89	594	0.77	625	1.01
Papaya	Solo Type	per pound	96	0.49			53	0.84
Peaches	Various White Flesh Varieties	per pound	2,801	1.91	1,627	1.94	4,410	1.86
Peaches	Various Yellow Flesh Varieties	per pound	13,362	1.48	11,560	1.85	12,668	1.45
Pears	Bartlett	per pound	1,637	1.69	792	1.60	125	1.46
Pears	Bosc	per pound	59	1.72	453	1.69	69	1.60
Pears	D'Anjou	per pound	215	1.61	578	1.65	159	1.35
Pineapples		each	2,758	2.61	3,664	2.50	3,770	2.21
Pineapples		per pound	214	0.89	423	0.64	274	0.61
Plums		per pound	2,648	2.11	3,089	2.15	3,743	1.92
Plums	Interspecific Type	per pound	395	2.80	293	2.45	962	2.82
Pomegranates		each	30	1.99	23	2.34	255	3.34
Raspberries	Red	6 oz package	6,066	2.93	5,797	2.87	8,302	2.71
Strawberries		1 lb package	6,125	2.92	7,067	2.61	8,411	2.15
Strawberries		2 lb package	1,177	4.14	3,721	3.61	2,023	2.89

Wtd Avg - Simple weighted average



Tangerines		per pound	7	0.50	6	0.50		
Tangerines		3 lb bag	2,549	4.56	152	4.00	1,301	4.28
Tangerines		2 lb bag	146	2.50	779	4.73	4	3.99
Watermelons	Red Flesh Seeded Type	each	471	4.64	555	4.18	80	5.04
Watermelons	Red Flesh Seeded Type	per pound	26	0.41	5	0.17	24	0.46
Watermelons	Red Flesh Seedless Miniature	each	3,191	3.31	2,886	3.01	2,452	3.77
Watermelons	Red Flesh Seedless Type	each	5,101	4.65	6,812	4.32	6,163	3.95
Watermelons	Red Flesh Seedless Type	per pound	652	0.63	865	0.43	1,048	0.89
ORGANIC								
Apples	Fuji	per pound	123	2.41	316	1.48	13	0.99
Apples	Fuji	2 lb bag	237	3.59	648	3.99	327	3.45
Apples	Gala	per pound	156	2.49	344	1.49	232	1.41
Apples	Gala	2 lb bag	1,327	3.92	648	3.99	327	3.45
Apples	Granny Smith	per pound	113	2.49			261	1.99
Apples	Granny Smith	2 lb bag	40	3.50			327	3.45
Apples	Honeycrisp	per pound	70	2.99	572	3.24	63	2.99
Apples	Pink Lady/Cripps Pink	per pound	390	1.99	82	2.06		
Apples, Processed	Juice	64 oz (1/2 gallon)	430	2.82	625	2.50	43	2.00
Apricots		per pound	65	3.99	46	3.99	9	3.99
Avocados	Hass	each	535	2.16	1,561	1.93	1,226	1.70
Bananas		per pound	484	0.83	359	0.82	557	0.74
Blueberries		6 oz package	2,252	3.32	1,913	3.54	3,196	2.83
Blueberries		1 pint package	593	4.60	460	4.51	187	3.99
Blueberries		18 oz package	479	3.99	242	5.99	525	4.49
Cantaloups		each	673	3.78	1,024	2.99	633	3.12
Cantaloups		per pound	44	0.81	85	1.35	63	0.80
Cherries	Red Varieties	per pound	972	5.56	453	4.92	1,809	4.83
Grapes	Black Seedless	per pound	744	2.62	1,653	2.41	501	2.87
Grapes	Red Seedless	per pound	4,619	2.73	3,504	2.81	3,091	2.59
Grapes	White Seedless Type	per pound	4,082	2.88	3,408	2.81	2,551	2.61
Honeydews		per pound	5	1.69	5	1.69	19	0.98
Mangoes		each	2,199	1.39	1,160	1.54	759	1.41
Misc Berries	Blackberries	5.6 - 6 oz package	828	3.89	1,142	3.51	1,536	3.82
Nectarines	Various White Flesh Varieties	per pound	634	2.18	149	2.71	102	2.82
Nectarines	Various Yellow Flesh Varieties	per pound	2,523	2.51	3,042	2.94	1,683	2.50
Oranges	Navel	3 lb bag	7	4.99				
Oranges	Valencia	4 lb bag	146	3.98			25	5.99
Peaches	Various White Flesh	per pound	765	2.18	227	2.56	17	1.74

Wtd Avg - Simple weighted average



Commodity	Varieties	Unit	Stores With Ads	Wtd Avg Price	Stores With Ads	Wtd Avg Price	Stores With Ads	Wtd Avg Price
Peaches	Various Yellow Flesh Varieties	per pound	3,531	2.64	3,479	2.95	2,946	2.42
Pears	Bartlett	per pound	84	1.88	11	1.71	5	0.99
Pears	D'Anjou	per pound	343	1.98	408	1.99	490	1.97
Pineapples		each	46	3.88	212	1.85	15	5.01
Plums		per pound	53	2.59	233	3.02	424	2.99
Plums	Interspecific Type	per pound	57	2.49				
Raspberries	Red	6 oz package	1,468	4.01	1,614	3.28	2,595	3.27
Strawberries		1 lb package	3,324	3.96	4,914	3.97	5,539	3.11
Strawberries		2 lb package	205	5.99			27	5.44
Watermelons	Red Flesh Seedless Miniature	each	228	4.93	798	3.57	232	4.99
ONIONS AND POTATOES								
Commodity	Variety	Unit	THIS WEEK		LAST WEEK		LAST YEAR	
			Stores With Ads	Wtd Avg Price	Stores With Ads	Wtd Avg Price	Stores With Ads	Wtd Avg Price
Onions, Dry	Red	per pound	240	1.13	916	0.96	2,309	1.24
Onions, Dry	Red	2 lb bag	17	1.50			12	1.50
Onions, Dry	Red	3 lb bag	87	2.98	87	2.98		
Onions, Dry	Red	5 lb bag	415	3.99				
Onions, Dry	White	per pound	1,676	0.47	1,125	0.70	458	0.58
Onions, Dry	White	2 lb bag	17	1.50	11	0.88	12	1.50
Onions, Dry	Yellow	per pound	521	0.69	326	0.80	1,235	0.74
Onions, Dry	Yellow	2 lb bag	373	1.29	12	0.99	115	1.29
Onions, Dry	Yellow	3 lb bag	348	2.11	857	1.95	1,535	2.34
Onions, Dry	Yellow Marked Sweet	per pound	2,944	1.08	4,329	1.05	3,160	1.13
Onions, Dry	Yellow Marked Sweet	2 lb bag	16	2.87	218	2.00	4	2.50
Onions, Dry	Yellow Marked Sweet	3 lb bag	1,807	2.90	363	3.04	1,422	2.98
Onions, Dry	Yellow Marked Sweet	5 lb bag	759	4.01	2,014	3.44	188	4.18
Potatoes	Round Red	per pound	330	0.95	713	0.92	182	0.87
Potatoes	Round Red	3 lb bag	72	2.74	81	3.10	10	2.99
Potatoes	Round Red	5 lb bag	872	3.53	947	3.47	1,711	2.86
Potatoes	Round White	per pound	137	0.92	288	0.75	15	0.79
Potatoes	Round White	5 lb bag	15	3.99	269	3.63	24	2.99
Potatoes	Russet	per pound	2,260	0.78	1,877	0.89	963	0.91
Potatoes	Russet	3 lb bag	9	0.98	74	0.99	132	1.73
Potatoes	Russet	5 lb bag	3,416	2.26	3,705	2.37	4,565	2.92
Potatoes	Russet	10 lb bag	1,097	3.76	1,557	4.02	676	3.78

Wtd Avg - Simple weighted average



Potatoes	Russet	8 lb bag	308	2.85	167	3.65	150	3.48
Potatoes	Yellow Type	per pound	75	0.85	323	0.98	68	0.77
Potatoes	Yellow Type	3 lb bag	242	5.99	12	2.00		
Potatoes	Yellow Type	5 lb bag	517	3.63	82	2.12	110	3.63
ORGANIC								
Onions, Dry	Red	per pound	10	1.28	8	1.89	4	0.99
Onions, Dry	White	per pound	130	1.45	130	1.45		
Onions, Dry	Yellow Marked Sweet	per pound	268	1.29	28	1.30	15	1.36
Onions, Dry	Yellow Marked Sweet	2 lb bag	202	2.99	260	2.60	99	2.88
Onions, Dry	Yellow Marked Sweet	3 lb bag	49	3.11				
Potatoes	Russet	per pound	130	1.69	130	1.69		
Potatoes	Russet	3 lb bag	1,135	3.99	6	2.88	1,031	2.99
VEGETABLES								
Commodity	Variety	Unit	THIS WEEK		LAST WEEK		LAST YEAR	
			Stores With Ads	Wtd Avg Price	Stores With Ads	Wtd Avg Price	Stores With Ads	Wtd Avg Price
Artichokes		each	668	2.64	580	2.19	329	2.78
Asparagus	Green	per pound	3,014	2.74	9,227	2.63	4,398	2.67
Beans	Round Green Type	per pound	1,630	1.81	2,574	1.85	648	1.53
Beets		per bunch	13	1.91	138	1.82	16	2.24
Beets		per pound	10	0.50	34	0.69	101	0.49
Broccoli		per pound	153	0.83	166	0.79	108	1.29
Broccoli		per bunch	886	2.70	1,908	2.00	136	2.50
Broccoli	Baby Hybrid Type	per bunch	21	1.50	1,187	2.46		
Broccoli	Crown Cut	per pound	2,497	1.57	2,244	1.46	2,790	1.53
Brussels Sprouts		per pound	551	2.43	180	2.51	276	2.89
Cabbage	Red Type	per pound	82	0.97				
Cabbage	Round Green Type	per pound	2,183	0.76	703	0.56	480	0.60
Carrots		per pound	95	0.46	194	0.54	95	0.42
Carrots		1 lb bag	54	0.57	167	0.57	53	0.88
Carrots		2 lb bag	479	1.12	57	0.96	284	1.05
Carrots	Baby Peeled	1 lb bag	2,017	1.15	3,305	1.04	2,512	1.52
Carrots	Baby Peeled	2 lb bag	599	2.25	358	2.55	509	2.45
Cauliflower		each	1,449	2.91	1,579	1.96	533	2.73
Cauliflower		per pound	689	1.06	521	0.99	196	1.62
Celery		each	1,562	1.29	1,062	1.60	1,275	1.21
Celery	Hearts	each	573	2.88	455	2.92	499	2.49

Wtd Avg - Simple weighted average



Cilantro		per bunch	897	0.57	951	0.53	784	0.78
Corn-Sweet		each	5,729	0.41	9,609	0.39	1,121	0.49
Cucumbers		each	2,245	0.74	4,634	0.68	3,743	0.56
Cucumbers		per pound	9	0.99			18	0.66
Cucumbers	Long Seedless-Greenhouse	each	2,255	1.31	931	1.48	1,744	1.30
Cucumbers	Long Seedless-Greenhouse	per pound	30	0.33	18	0.71		
Eggplant		per pound	1,386	1.41	774	1.37	1,040	1.37
Eggplant		each	51	1.05				
Garlic		per pound	8	3.99	19	3.41	30	3.97
Garlic		per sleeve	195	1.56	148	1.49	136	1.74
Greens	Collard	per bunch	333	1.58	26	0.89	6	0.50
Greens	Collard	1 lb bag	539	2.94	55	2.50	97	2.96
Greens	Kale	per bunch	515	1.23	27	1.00	492	1.16
Greens	Kale	1 lb bag	37	2.78	152	1.98	97	2.96
Greens	Mustard	per bunch	137	1.02	26	0.89	7	0.99
Greens	Mustard	1 lb bag	6	2.50				
Greens	Swiss Chard	per bunch	11	2.98	14	2.78	17	1.32
Greens	Turnip Tops	per bunch	137	1.01	7	0.50	7	0.99
Lettuce, Iceberg		each	3,868	1.29	2,708	1.28	1,939	1.34
Lettuce, Iceberg		per pound	15	0.99			40	1.84
Lettuce, Other	Boston	each	10	1.69	9	0.99	210	2.08
Lettuce, Other	Green Leaf	each	690	1.26	383	1.45	2,551	1.32
Lettuce, Other	Green Leaf	per pound	694	1.31	497	1.37	94	1.76
Lettuce, Other	Red Leaf	each	645	1.26	349	1.41	1,895	1.28
Lettuce, Other	Red Leaf	per pound	694	1.31	497	1.37	94	1.76
Lettuce, Romaine		each	748	1.20	549	1.39	982	1.39
Lettuce, Romaine		per pound	323	1.17	413	1.23	490	1.36
Lettuce, Romaine	Hearts	3 count package	1,324	2.88	1,247	2.97	1,082	2.65
Mushrooms	Portobella	per pound	13	4.07	19	4.36	30	4.99
Mushrooms	Portobella	8 oz package	43	1.94	214	3.26	753	2.47
Mushrooms	Portobella	6 oz package	1,296	3.03	176	3.09	278	3.02
Mushrooms	White	per pound	242	2.49	188	3.71	306	2.58
Mushrooms	White	8 oz package	1,840	1.85	2,344	1.80	1,371	2.03
Mushrooms	White	6 oz package	28	2.15			14	1.93
Onions Green		per bunch	1,015	0.58	982	0.66	1,449	0.68
Peppers, Bell Type	Green	per pound	586	1.22	560	1.45	268	1.75
Peppers, Bell Type	Green	each	2,845	0.65	1,861	0.81	1,931	0.79
Peppers, Bell Type	Orange	per pound	125	2.74	1,272	3.41	30	3.77
Peppers, Bell Type	Orange	each	2,037	1.24	1,460	1.18	1,236	1.37

Wtd Avg - Simple weighted average



Peppers, Bell Type	Orange-Greenhouse	per pound	87	2.99	8	2.99	1,143	2.99
Peppers, Bell Type	Orange-Greenhouse	each	93	1.64	378	1.64	78	1.67
Peppers, Bell Type	Red	per pound	735	2.42	1,624	3.07	360	2.73
Peppers, Bell Type	Red	each	2,498	1.16	1,687	1.14	1,693	1.29
Peppers, Bell Type	Red-Greenhouse	per pound	87	2.99	8	2.99	1,150	2.99
Peppers, Bell Type	Red-Greenhouse	each	93	1.64	394	1.62	78	1.67
Peppers, Bell Type	Yellow	per pound	188	2.82	1,373	3.31	30	3.77
Peppers, Bell Type	Yellow	each	2,078	1.24	1,448	1.18	1,242	1.37
Peppers, Bell Type	Yellow-Greenhouse	per pound	87	2.99	8	2.99	1,143	2.99
Peppers, Bell Type	Yellow-Greenhouse	each	93	1.64	384	1.63	78	1.67
Peppers, Other	Jalapeno	per pound	716	0.84	1,271	0.78	938	1.12
Peppers, Other	Mixed Mini Sweet Types	1 lb package	1,701	2.38	473	2.61	2,861	2.33
Peppers, Other	Serrano	per pound	199	0.90	94	0.80	21	0.82
Radishes		per bunch	756	1.05	616	1.02	264	0.87
Radishes		1 lb bag	10	1.65	40	1.19		
Salad	Mixed Types	10 - 12 oz package	2,491	2.56	3,802	2.56	3,699	2.38
Salad	Mixed Types	5 - 9 oz package	2,348	2.60	6,178	2.56	3,343	2.34
Spinach		per bunch	64	0.91	66	0.92	90	1.08
Spinach	Flat, Baby Type	10 oz package	278	2.99	83	3.19	50	2.61
Spinach	Flat, Baby Type	1 lb package	418	3.00	21	3.00		
Spinach	Flat, Baby Type	8 oz package	151	1.76	483	1.87	791	2.21
Spinach	Flat, Baby Type	5 - 6 oz package	440	2.26	1,321	2.48	26	2.00
Squash	Acorn	per pound	9	0.49	9	0.49		
Squash	Butternut	per pound	6	0.69	17	0.99	34	0.34
Squash	Grey	per pound	329	0.68	153	0.69	160	0.61
Squash	Yellow Crookneck/Straightneck	per pound	4,408	1.44	3,163	1.27	4,349	1.38
Squash	Zucchini	per pound	6,337	1.30	3,632	1.22	4,795	1.35
Sweet Potatoes		per pound	2,159	0.88	963	0.93	955	0.96
Tomatillos		per pound	775	0.81	812	0.75	344	0.65
Tomatoes		per pound	3,501	1.76	2,765	1.30	1,396	1.36
Tomatoes	Vine Ripe - Heirloom Varieties	per pound	448	3.21	13	3.22	25	4.99
Tomatoes	Vine Ripe - Heirloom Varieties-Greenhouse	per pound	6	1.89				
Tomatoes	Vine Ripes	per pound	746	1.58	481	1.48	1,041	1.63
Tomatoes	Vine Ripes, On The Vine-Greenhouse	per pound	4,541	1.57	5,475	1.56	3,528	1.85
Tomatoes	Vine Ripes-Greenhouse	per pound	120	1.75	525	1.42	1,486	2.03
Tomatoes, Cherry		1 pint package	8	3.49	3	2.99	56	2.99
Tomatoes, Grape Type		1 pint package	886	2.36	2,233	2.21	1,743	2.17
Tomatoes, Grape Type		10 oz package	744	2.98	1,045	2.89	1,582	2.59



Tomatoes, Plum Type	Roma	per pound	1,773	1.00	955	1.17	2,211	1.06
Vegetables Other	Cactus Leaf (Nopales)	per pound	23	0.50	21	0.68	8	0.49
ORGANIC								
Beans	Round Green Type	per pound	21	2.99	8	2.49		
Beets		per bunch	264	2.39	75	2.15	38	2.00
Beets		per pound	175	2.99				
Broccoli		per pound	159	1.48	62	1.43		
Broccoli		per bunch	14	3.35	433	3.62	127	2.99
Broccoli	Crown Cut	per pound	82	2.94	66	2.85	21	2.49
Carrots		per pound	43	0.99	43	0.99		
Carrots		2 lb bag	11	2.27	45	1.49	255	2.99
Carrots		per bunch	49	2.99	133	1.69	7	2.50
Carrots	Baby Peeled	1 lb bag	672	2.56	667	1.81	781	1.37
Cauliflower		each	151	4.26	167	3.82		
Cauliflower		per pound	65	0.99	6	0.99		
Celery		each	180	1.75	423	1.98	94	2.06
Celery	Hearts	each	85	2.89	61	3.17	181	2.89
Cilantro		per bunch	133	1.84	75	1.87	12	1.29
Cucumbers		each	12	0.79	177	0.52	355	1.33
Cucumbers	Long Seedless-Greenhouse	each	255	2.50	339	2.50		
Eggplant		each	7	1.49				
Greens	Kale	per bunch	78	2.03	1,391	2.38	321	1.76
Greens	Swiss Chard	per bunch	45	1.91	4	1.50	51	2.08
Lettuce, Iceberg		each	1,252	2.04	264	2.00	104	1.55
Lettuce, Iceberg		per pound	24	2.49				
Lettuce, Other	Boston	each	9	2.49				
Lettuce, Other	Green Leaf	each	262	1.75	297	1.75	40	2.18
Lettuce, Other	Red Leaf	each	262	1.75	297	1.75	40	2.18
Lettuce, Romaine		each	102	2.04	168	2.04	4	2.00
Lettuce, Romaine	Hearts	3 count package	1,252	3.38	922	3.77	1,362	3.12
Mushrooms	Portobella	per pound	11	5.99	11	5.99	11	5.99
Mushrooms	Portobella	8 oz package	189	3.64	14	3.56		
Mushrooms	White	8 oz package	539	2.93	2,495	2.39	396	2.83
Onions Green		per bunch	28	0.99	235	0.98	73	0.87
Peppers, Bell Type	Orange	each	237	1.67	113	1.99		
Peppers, Bell Type	Red	each	237	1.67	113	1.99		
Peppers, Bell Type	Yellow	each	237	1.67	113	1.99		
Peppers, Other	Jalapeno	per pound	130	2.99	142	3.16		



Peppers, Other	Mixed Mini Sweet Types	1 lb package	246	3.11	248	3.52	710	2.68
Radishes		per bunch	34	1.91	35	2.00	45	2.00
Salad	Mixed Types	1 lb bag	1,734	4.37	1,186	4.11	1,451	4.36
Salad	Mixed Types	10 - 12 oz package	597	4.97	102	5.69	285	4.88
Salad	Mixed Types	5 - 9 oz package	4,340	2.94	1,221	3.26	1,987	3.22
Spinach		per bunch	86	1.34	154	1.85		
Spinach	Flat, Baby Type	10 oz package	8	5.49				
Spinach	Flat, Baby Type	1 lb package	9	4.66				
Spinach	Flat, Baby Type	5 - 6 oz package	933	2.49	46	2.53	191	3.12
Squash	Yellow Crookneck/Straightneck	per pound	9	1.99	235	2.63	6	1.98
Squash	Zucchini	per pound	168	1.54	435	2.21	6	1.98
Sweet Potatoes		per pound	7	1.99			6	1.98
Tomatoes		per pound	130	1.79	130	1.79		
Tomatoes	Vine Ripe - Heirloom Varieties	per pound	276	4.06	47	4.19	54	4.05
Tomatoes	Vine Ripes	per pound	19	2.88	28	4.56		
Tomatoes	Vine Ripes, On The Vine-Greenhouse	per pound	2,171	2.14	1,102	2.09	14	3.49
Tomatoes, Cherry		1 pint package	27	2.93	12	3.99		
Tomatoes, Grape Type		1 pint package	449	3.67	571	2.95	1,876	2.68
Tomatoes, Grape Type		10 oz package	32	2.68	2,081	2.56	403	3.00

OTHER SPECIALTY CROPS ITEMS

Commodity	Variety	Unit	THIS WEEK		LAST WEEK		LAST YEAR	
			Stores With Ads	Wtd Avg Price	Stores With Ads	Wtd Avg Price	Stores With Ads	Wtd Avg Price
Hemp Protein		16 oz package	350	16.89	256	17.90	139	15.57
Hemp Seeds-Shelled		7 oz package	167	8.81	257	9.01		
Hemp Seeds-Shelled		8 oz package	357	8.20	235	8.35	196	7.09
Hemp Seeds-Shelled		16 oz package	173	15.36	120	15.04	68	12.34
ORGANIC								
Hemp (Seeds) Oil		8 oz	186	6.99	198	7.14		
Hemp (Seeds) Oil		4 oz	101	8.99	82	8.99	104	8.99
Hemp Protein		16 oz package	353	16.63	344	16.86	130	11.79
Hemp Seeds-Shelled		4 oz package	133	4.99	70	4.99	51	4.99
Hemp Seeds-Shelled		7 oz package	178	8.63	132	8.47		
Hemp Seeds-Shelled		8 oz package	71	12.00			165	8.53
Hemp Seeds-Shelled		12 oz package	312	13.48	247	13.84	265	11.33

Wtd Avg - Simple weighted average



Hemp Seeds- Shelled		16 oz package	31	14.99			177	14.99
SEASONAL ITEMS								
Commodity	Variety	Unit	THIS WEEK		LAST WEEK		LAST YEAR	
			Stores With Ads	Wtd Avg Price	Stores With Ads	Wtd Avg Price	Stores With Ads	Wtd Avg Price
Chayote		each	28	0.67	82	0.61	91	0.41
Gladiola		bunched 5s	13	3.99	13	3.99	190	2.99
Potted Plants	Chrysanthemum	6 inch pot	13	11.99			273	9.94
Potted Plants	Chrysanthemum	8 inch pot	13	8.99	43	8.99		
Rose, Hybrid Tea		bunched 12s	393	10.07	629	11.29	580	9.32
Tulips		bunched 10s	13	8.99	12	12.99		



REGIONAL DETAILS

Commodity Variety	Unit	NORTHEAST U.S.				SOUTHEAST U.S.				MIDWEST U.S.			
		Price Range	Stores with Ads	Wtd Avg Price	% Marked Local	Price Range	Stores with Ads	Wtd Avg Price	% Marked Local	Price Range	Stores with Ads	Wtd Avg Price	% Marked Local
FRUITS													
Apples Braeburn	per pound									1.49	6	1.49	
Apples Fuji	per pound	1.29-1.49	31	1.43		1.49	220	1.49		0.99-1.77	215	1.38	
Apples Fuji	3 lb bag									3.79	3	3.79	
Apples Gala	per pound	1.69-1.99	28	1.77						0.99-1.49	245	1.24	
Apples Gala	3 lb bag					3.98	59	3.98					
Apples Golden Delicious	per pound									1.49	107	1.49	
Apples Granny Smith	per pound	0.99	6	0.99									
Apples Honeycrisp	per pound	2.29-2.49	93	2.32		1.79-2.69	514	2.60		1.49-2.99	287	2.43	
Apples Pink Lady/Cripps Pink	per pound	1.89-2.29	29	2.19		1.49-2.29	232	2.25		0.99-1.59	177	1.42	
Apples Pink Lady/Cripps Pink	3 lb bag									4.99	4	4.99	
Apples Red Delicious	per pound									0.99-1.49	24	1.24	
Apples Red Delicious	3 lb bag	3.49	106	3.49		3.98	59	3.98		3.49-3.79	99	3.50	
Apples, Processed Juice	64 oz (1/2 gallon)	1.50-2.79	665	1.94		1.50-2.79	922	2.16		0.99-2.50	338	1.84	3
Apples, Processed Juice	96 oz (3/4 gallon)									2.99	30	2.99	
Apples, Processed Juice	128 oz (1 gallon)									2.99-4.49	23	3.45	
Apricots	per pound	1.99-3.99	150	3.23		2.99	1,135	2.99		1.99-3.48	209	2.67	
Avocados Hass	each	0.89-1.67	879	1.20		0.78-1.69	1,729	1.11		0.50-2.50	858	1.00	
Bananas	per pound	0.49-0.50	139	0.50		0.49	2	0.49		0.49	7	0.49	
Blueberries	6 oz package	2.50-3.34	267	3.32		2.50-3.33	144	2.87		2.50	17	2.50	
Blueberries	1 pint package	1.77-3.99	1,588	2.54		1.99-3.34	2,050	2.25	3	1.88-3.99	2,141	2.45	
Blueberries	18 oz package	2.99-4.99	437	3.09		2.50-4.99	394	4.03		2.47-3.69	894	2.75	
Cantaloups	each	1.69-3.49	909	2.25		1.00-3.99	3,937	2.60		1.69-3.99	1,547	2.08	
Cantaloups	per pound									0.66-0.89	36	0.70	
Cherries Rainier	per pound	3.99-7.99	353	5.29		4.99	43	4.99		3.99-6.98	312	6.46	
Cherries Red Varieties	per pound	2.49-4.99	1,871	3.95		2.99-4.99	3,075	3.81		0.99-4.99	2,314	3.00	
Clementines	3 lb bag	4.99-5.99	111	5.50		4.49	91	4.49		3.88	186	3.88	
Clementines	2 lb bag	3.49-3.99	34	3.75									
Fruit, Other Cactus Pears	each									0.25	12	0.25	
Grapes Black Seedless	per pound	1.99-2.99	850	2.55		1.79-2.49	756	2.38		1.88-2.99	1,282	2.17	

Wtd Avg - Simple weighted average



Commodity Variety	Unit	NORTHEAST U.S.				SOUTHEAST U.S.				MIDWEST U.S.			
		Price Range	Stores with Ads	Wtd Avg Price	% Marked Local	Price Range	Stores with Ads	Wtd Avg Price	% Marked Local	Price Range	Stores with Ads	Wtd Avg Price	% Marked Local
Grapes Red Globe	per pound	2.99	25	2.99					1.99	16	1.99		
Grapes Red Seedless	per pound	0.99-2.99	1,576	2.26		1.49-3.00	2,218	2.41	0.99-2.99	1,778	1.93		
Grapes White Seedless Type	per pound	1.49-2.99	890	2.40		1.49-2.49	1,508	2.43	0.99-3.99	2,894	2.19		
Honeydews	each	2.99-3.99	450	3.41		2.99-3.99	65	3.33	2.00-5.00	366	3.40		
Honeydews	per pound	1.29	70	1.29					0.66	30	0.66		
Kiwifruit Hayward	each	0.33-0.67	213	0.54		0.34-0.50	300	0.36	0.79	4	0.79		
Lemons	each	0.30-0.99	382	0.78		0.69	9	0.69	0.50-0.88	22	0.65		
Lemons	2 lb bag	3.49-3.99	732	3.78		2.99-3.99	390	3.49	2.99-3.49	411	3.49		
Limes	each	0.14-0.75	375	0.42		0.07-0.39	1,470	0.16	0.06-0.88	296	0.49		
Mangoes	each	0.49-1.50	1,868	0.91		0.50-1.25	2,871	0.90	0.49-1.50	1,732	0.74		
Misc Berries Blackberries	5.6 - 6 oz package	2.00-3.50	1,630	3.02		1.69-3.33	1,764	2.72	1.49-3.49	1,685	2.52		
Nectarines Various White Flesh Varieties	per pound	1.99-2.99	912	2.45		1.79-1.99	964	1.79	0.99-2.99	1,020	1.57		
Nectarines Various Yellow Flesh Varieties	per pound	0.99-3.99	1,124	2.17		1.68-3.00	1,396	1.94	0.99-2.99	1,338	1.45		
Oranges Navel	each	0.67-1.25	420	0.95		0.80-0.88	298	0.82	0.67-1.25	258	1.01		
Oranges Navel	per pound					1.50	69	1.50	0.79-1.36	48	1.05		
Oranges Navel	3 lb bag					3.99	8	3.99					
Oranges Navel	4 lb bag					3.99	10	3.99					
Papaya Maradol/Tainung Types	per pound	0.99	9	0.99		0.99	2	0.99					
Peaches Various White Flesh Varieties	per pound	1.49-2.99	859	2.41		1.99	7	1.99	0.99-2.99	1,101	1.59		
Peaches Various Yellow Flesh Varieties	per pound	0.69-3.99	2,130	1.53		0.69-2.99	3,587	1.58	5	0.49-3.49	3,192	1.20	
Pears Bartlett	per pound	1.29-1.99	178	1.49		1.29-1.99	1,459	1.71					
Pears Bosc	per pound	1.69-1.79	59	1.72									
Pears D'Anjou	per pound	1.29-1.79	108	1.52		1.39-1.49	42	1.41	1.49	12	1.49		
Pineapples	each	1.79-3.99	1,244	2.85		1.00-2.99	531	1.97	1.50-2.99	321	2.44		
Pineapples	per pound					3.99	22	3.99					
Plums	per pound	1.99-2.99	530	2.41		1.49-3.00	768	2.41	1.49-2.59	188	2.09		
Plums Interspecific Type	per pound	1.99-2.99	292	2.76		1.49	8	1.49	2.28-2.99	36	2.61		
Pomegranates	each								1.99	30	1.99		
Raspberries Red	6 oz package	2.49-3.50	1,248	3.17		2.50-3.34	1,162	2.97	2.00-3.50	1,307	2.62		
Strawberries	1 lb package	1.79-3.99	942	3.13		1.99-3.49	2,029	3.25	1.49-3.99	896	2.60		



Commodity Variety	Unit	NORTHEAST U.S.				SOUTHEAST U.S.				MIDWEST U.S.			
		Price Range	Stores with Ads	Wtd Avg Price	% Marked Local	Price Range	Stores with Ads	Wtd Avg Price	% Marked Local	Price Range	Stores with Ads	Wtd Avg Price	% Marked Local
Strawberries	2 lb package	4.99-5.99	88	5.08		4.99-5.98	42	5.79		2.98-4.99	351	4.23	
Tangerines	3 lb bag					3.98-5.99	835	5.18		3.99-5.99	1,026	4.44	
Watermelons Red Flesh Seeded Type	each	6.99	19	6.99		5.99-6.99	45	6.30		5.99	15	5.99	
Watermelons Red Flesh Seeded Type	per pound									0.39	12	0.39	
Watermelons Red Flesh Seedless Miniature	each	3.99	9	3.99		1.88-3.99	1,531	3.49		1.88-3.99	571	3.28	
Watermelons Red Flesh Seedless Type	each	2.99-6.99	1,375	4.84		2.50-6.99	2,296	4.74		1.88-5.99	451	5.38	
Watermelons Red Flesh Seedless Type	per pound	0.29-0.99	352	0.89						0.39-0.44	22	0.41	
FRUITS - ORGANIC													
Apples Fuji	2 lb bag									3.50	8	3.50	
Apples Gala	per pound	2.49	43	2.49									
Apples Gala	2 lb bag					3.99	1,135	3.99		3.50	8	3.50	
Apples Granny Smith	2 lb bag									3.50	8	3.50	
Apples Honeycrisp	per pound	2.99	70	2.99									
Apples Pink Lady/Cripps Pink	per pound	1.99	110	1.99		1.99	26	1.99		1.99	61	1.99	
Apples, Processed Juice	64 oz (1/2 gallon)	2.50	80	2.50		2.79	220	2.79		2.99	30	2.99	
Avocados Hass	each	2.00-2.67	82	2.20		2.00	31	2.00		0.99-2.99	233	2.70	
Bananas	per pound	0.89-0.99	201	0.97						0.77-0.89	93	0.81	
Blueberries	6 oz package	2.99-4.99	349	4.19		3.50-4.00	527	3.54		1.99-3.99	629	2.59	
Blueberries	1 pint package	3.99-5.00	443	4.98									
Blueberries	18 oz package									3.99	162	3.99	
Cantaloups	each	3.99	110	3.99		2.99-3.99	41	3.62		1.99-3.99	77	2.38	
Cherries Red Varieties	per pound	4.99-7.00	156	5.58		4.99	89	4.99		3.99-6.99	284	6.35	
Grapes Black Seedless	per pound	2.49-2.99	110	2.85		2.48-2.99	95	2.82		2.99	61	2.99	
Grapes Red Seedless	per pound	2.49-3.99	747	3.27		1.79-2.99	2,417	2.46		1.49-3.49	406	2.67	
Grapes White Seedless Type	per pound	2.49-3.99	746	3.26		1.98-3.49	1,897	2.70		1.49-3.49	361	2.76	
Mangoes	each	1.50-2.50	101	2.22		1.25-1.50	1,166	1.26		1.49	30	1.49	
Misc Berries Blackberries	5.6 - 6 oz package	2.99-4.99	352	4.22		3.50-4.00	152	3.90		3.99	26	3.99	
Nectarines Various White Flesh Varieties	per pound									3.99	5	3.99	
Nectarines Various Yellow Flesh	per pound	3.99	13	3.99		1.99	255	1.99	74	1.99-3.99	684	2.07	

Wtd Avg - Simple weighted average



Commodity Variety	Unit	NORTHEAST U.S.				SOUTHEAST U.S.				MIDWEST U.S.			
		Price Range	Stores with Ads	Wtd Avg Price	% Marked Local	Price Range	Stores with Ads	Wtd Avg Price	% Marked Local	Price Range	Stores with Ads	Wtd Avg Price	% Marked Local
Varieties													
Oranges Navel	3 lb bag					4.99	7	4.99					
Peaches Various White Flesh Varieties	per pound	3.99	6	3.99					3.99	5	3.99		
Peaches Various Yellow Flesh Varieties	per pound	2.99-3.99	120	3.07		1.99-2.99	306	2.16	61	1.99-3.99	745	2.15	
Pears Bartlett	per pound	1.49-3.99	67	2.01						0.89-1.69	17	1.36	
Pears D'Anjou	per pound	1.99	110	1.99		1.99	26	1.99		1.99	61	1.99	
Pineapples	each					3.49-4.99	28	3.60		4.99	12	4.99	
Plums	per pound									2.99	11	2.99	
Plums Interspecific Type	per pound	2.49	57	2.49									
Raspberries Red	6 oz package	2.99-5.00	645	4.58		3.50-4.00	152	3.90		3.99	26	3.99	
Strawberries	1 lb package	3.00-5.99	620	4.86		3.50-4.00	564	3.57		2.49-4.99	131	3.54	
Strawberries	2 lb package					5.99	63	5.99		5.99	43	5.99	
Watermelons Red Flesh Seedless Miniature	each					4.99	15	4.99					
ONIONS AND POTATOES													
Onions, Dry Red	per pound	0.99-1.49	138	1.29						0.69-0.99	34	0.88	
Onions, Dry Red	2 lb bag									1.50	17	1.50	
Onions, Dry Red	5 lb bag	3.99	415	3.99									
Onions, Dry White	per pound	0.99	43	0.99		0.39	957	0.39		0.77-0.99	144	0.80	
Onions, Dry White	2 lb bag									1.50	17	1.50	
Onions, Dry Yellow	per pound					0.77	78	0.77		0.39-0.79	22	0.62	
Onions, Dry Yellow	2 lb bag	1.79-1.99	65	1.80		0.79-1.00	170	0.96		0.99-1.50	138	1.45	
Onions, Dry Yellow	3 lb bag	1.99-2.49	158	2.22		0.99-2.99	125	1.98		1.49-2.00	41	1.84	
Onions, Dry Yellow Marked Sweet	per pound	0.69-1.49	1,094	1.09		0.88-1.49	419	1.06	16	0.69-1.29	648	1.01	
Onions, Dry Yellow Marked Sweet	2 lb bag									2.79-2.99	16	2.87	
Onions, Dry Yellow Marked Sweet	3 lb bag	2.99-3.99	258	3.98		1.99-3.48	568	2.47	12	2.49-3.29	48	3.15	
Onions, Dry Yellow Marked Sweet	5 lb bag	3.99-4.99	456	4.03		3.99	298	3.99		3.49	5	3.49	
Potatoes Round Red	per pound	0.69-1.29	160	1.04		0.99	68	0.99	100				
Potatoes Round Red	3 lb bag					2.79	68	2.79		1.69	3	1.69	
Potatoes Round Red	5 lb bag	3.99	567	3.99		1.99-3.99	79	2.50		1.99-3.49	162	2.92	
Potatoes Round White	5 lb bag					3.99	15	3.99					

Wtd Avg - Simple weighted average



Commodity Variety	Unit	NORTHEAST U.S.				SOUTHEAST U.S.				MIDWEST U.S.			
		Price Range	Stores with Ads	Wtd Avg Price	% Marked Local	Price Range	Stores with Ads	Wtd Avg Price	% Marked Local	Price Range	Stores with Ads	Wtd Avg Price	% Marked Local
Potatoes Russet	per pound	0.59-1.29	374	0.97		0.69-0.99	1,228	0.70		0.48-0.99	369	0.79	
Potatoes Russet	3 lb bag									0.98	9	0.98	
Potatoes Russet	5 lb bag	1.50-3.49	275	2.58		1.69-3.99	2,156	2.28		1.49-2.50	301	2.12	
Potatoes Russet	10 lb bag					1.99-4.99	275	4.91		1.99-4.99	117	4.18	
Potatoes Russet	8 lb bag	2.99-4.99	30	3.52		2.99	220	2.99		1.99	58	1.99	
Potatoes Yellow Type	per pound	0.99	12	0.99						0.29-0.99	19	0.70	
Potatoes Yellow Type	3 lb bag	5.99	22	5.99		5.99	220	5.99					
Potatoes Yellow Type	5 lb bag	3.99	423	3.99		1.99-2.00	48	1.99		1.99	4	1.99	
ONIONS AND POTATOES - ORGANIC													
Onions, Dry White	per pound									1.45	11	1.45	
Onions, Dry Yellow Marked Sweet	per pound	1.09	40	1.09						1.29	111	1.29	
Onions, Dry Yellow Marked Sweet	2 lb bag	3.49	5	3.49		2.50	15	2.50		3.49	11	3.49	
Onions, Dry Yellow Marked Sweet	3 lb bag									2.99-3.99	49	3.11	
Potatoes Russet	per pound									1.69	11	1.69	
Potatoes Russet	3 lb bag					3.99	1,135	3.99					
VEGETABLES													
Artichokes	each	0.84	9	0.84						0.99	14	0.99	
Asparagus Green	per pound	2.49-3.99	976	3.21		1.47-3.49	687	2.34		2.49-4.99	583	2.73	40
Beans Round Green Type	per pound	1.29-1.79	179	1.48		0.99-1.99	1,302	1.90	5	0.99-1.99	123	1.31	
Broccoli	per pound									1.29	18	1.29	
Broccoli	per bunch	1.50-2.69	230	2.19		2.00-3.00	538	2.98		2.00-2.50	20	2.25	
Broccoli Baby Hybrid Type	per bunch	1.50	21	1.50									
Broccoli Crown Cut	per pound	0.99-1.99	1,037	1.65		1.19-1.99	524	1.74		0.79-1.99	484	1.33	
Brussels Sprouts	per pound	2.99	19	2.99		2.99	14	2.99		1.69	17	1.69	
Beets	per bunch	2.49	8	2.49									
Cabbage Red Type	per pound									0.88-0.89	18	0.88	61
Cabbage Round Green Type	per pound	0.49-0.89	253	0.72	2	0.58-0.89	1,491	0.81		0.39-0.69	58	0.56	31
Carrots	1 lb bag									1.29	1	1.29	
Carrots	2 lb bag	0.99	22	0.99		0.99	220	0.99		1.37-1.49	154	1.48	
Carrots Baby Peeled	1 lb bag	0.99-1.50	614	1.23		0.99-1.50	709	1.16		0.98-1.29	327	1.03	
Carrots	2 lb bag	2.99	72	2.99		1.69-2.49	118	2.22		1.99-	409	2.13	

Wtd Avg - Simple weighted average



Commodity Variety	Unit	NORTHEAST U.S.				SOUTHEAST U.S.				MIDWEST U.S.			
		Price Range	Stores with Ads	Wtd Avg Price	% Marked Local	Price Range	Stores with Ads	Wtd Avg Price	% Marked Local	Price Range	Stores with Ads	Wtd Avg Price	% Marked Local
Baby Peeled Cauliflower	each	2.50-2.99	428	2.98		1.99-3.49	653	3.03		2.49			
Cauliflower	per pound									1.50-2.50	224	2.41	
Celery	each	1.50-2.00	264	1.54		1.19-1.69	51	1.42		0.79-1.49	155	1.42	
Celery Hearts	each	2.49-3.69	487	2.97		2.49	78	2.49		0.79-1.68	565	1.20	
Cilantro	per bunch	0.99	96	0.99		0.46	18	0.46		0.49-0.99	51	0.70	47
Corn-Sweet	each	0.20-0.67	1,532	0.45		0.25-0.60	1,663	0.40		0.24-0.60	915	0.43	
Cucumbers	each	0.40-1.00	601	0.78		0.24-0.79	98	0.41		0.50-0.99	370	0.69	
Cucumbers Long Seedless-Greenhouse	each	0.99-1.99	753	1.43		0.79-1.29	1,242	1.26		0.99-1.67	156	1.18	
Eggplant	per pound	0.79-1.79	766	1.49		0.99-1.49	379	1.25	18	0.99-1.49	241	1.44	
Garlic	per pound	3.99	8	3.99									
Garlic	per sleeve	0.99-1.99	56	1.85						1.50	12	1.50	
Greens Collard	per bunch					0.99-2.00	305	1.61		0.69	7	0.69	100
Greens Collard	1 lb bag	3.00	21	3.00		2.50-3.00	463	2.99		2.50	6	2.50	
Greens Kale	per bunch	0.99-1.49	96	1.10		0.99-1.49	337	1.32		1.48-1.49	18	1.48	61
Greens Kale	1 lb bag	3.00	21	3.00		2.50	10	2.50		2.50	6	2.50	
Greens Mustard	per bunch					0.99	117	0.99		0.69	7	0.69	100
Greens Mustard	1 lb bag									2.50	6	2.50	
Greens Swiss Chard	per bunch									2.98-2.99	11	2.98	100
Greens Turnip Tops	per bunch					0.50-0.99	124	0.96					
Lettuce, Iceberg	each	0.99-1.79	641	1.45		0.68-1.50	1,533	1.37		0.99-1.49	633	1.25	
Lettuce, Iceberg	per pound					0.99	15	0.99					
Lettuce, Other Boston	each	1.00-1.99	9	1.55									
Lettuce, Other Green Leaf	each	1.00-1.99	133	1.56						0.99-1.29	154	1.27	
Lettuce, Other Green Leaf	per pound	0.99-1.69	517	1.33		0.99	15	0.99		0.75-1.99	162	1.26	19
Lettuce, Other Red Leaf	each	1.00-1.99	133	1.56						0.99-1.29	154	1.27	
Lettuce, Other Red Leaf	per pound	0.99-1.69	517	1.33		0.99	15	0.99		0.75-1.99	162	1.26	19
Lettuce, Romaine	each	0.99-1.49	123	1.38	31					0.99-1.29	162	1.26	
Lettuce, Romaine	per pound	0.99-1.69	262	1.18		0.99	15	0.99		0.75-1.99	46	1.19	67
Lettuce, Romaine Hearts	3 count package	1.99-3.99	568	3.06		1.99-3.98	356	3.02		1.99-2.99	91	2.71	
Mushrooms Portobella	per pound	2.99	6	2.99									
Mushrooms Portobella	8 oz package	1.67	8	1.67		1.99	10	1.99					
Mushrooms	6 oz	2.99-3.49	159	3.22		3.00	1,137	3.00					

Wtd Avg - Simple weighted average



Commodity Variety	Unit	NORTHEAST U.S.				SOUTHEAST U.S.				MIDWEST U.S.			
		Price Range	Stores with Ads	Wtd Avg Price	% Marked Local	Price Range	Stores with Ads	Wtd Avg Price	% Marked Local	Price Range	Stores with Ads	Wtd Avg Price	% Marked Local
Portobella	package												
Mushrooms White	per pound	2.49	22	2.49		2.49	220	2.49					
Mushrooms White	8 oz package	1.00-2.50	618	1.69	4	1.49-2.00	488	1.96		0.99-2.00	463	1.87	
Onions Green	per bunch	0.33-0.88	179	0.56		0.50	5	0.50		0.33-0.75	329	0.64	9
Peppers, Bell Type Green	per pound	0.79-1.99	421	1.32		0.69-1.49	84	1.05		0.69-0.99	64	0.87	
Peppers, Bell Type Green	each	0.55-1.00	316	0.82		0.34-0.99	1,062	0.38		0.50-1.00	644	0.84	
Peppers, Bell Type Orange	per pound	2.69-3.99	76	3.09						2.49-2.99	34	2.74	
Peppers, Bell Type Orange	each	0.99-1.67	145	1.57		0.99-2.00	320	1.23		0.99-1.67	886	1.13	
Peppers, Bell Type Orange-Greenhouse	per pound	2.99	87	2.99									
Peppers, Bell Type Orange-Greenhouse	each					1.67	78	1.67					
Peppers, Bell Type Red	per pound	1.29-3.99	683	2.44						0.99-2.99	37	2.60	
Peppers, Bell Type Red	each	0.99-1.67	145	1.57		0.88-2.00	355	1.20		0.99-1.67	886	1.13	
Peppers, Bell Type Red-Greenhouse	per pound	2.99	87	2.99									
Peppers, Bell Type Red-Greenhouse	each					1.67	78	1.67					
Peppers, Bell Type Yellow	per pound	2.69-3.99	139	3.04						2.49-2.99	34	2.74	
Peppers, Bell Type Yellow	each	0.99-1.67	145	1.57		0.99-2.00	320	1.23		0.99-1.67	851	1.12	
Peppers, Bell Type Yellow-Greenhouse	per pound	2.99	87	2.99									
Peppers, Bell Type Yellow-Greenhouse	each					1.67	78	1.67					
Peppers, Other Jalapeno	per pound	0.99	8	0.99						0.68-1.18	55	0.85	
Peppers, Other Mixed Mini Sweet Types	1 lb package	2.50-3.99	21	2.95		2.29-2.99	971	2.30		0.99-3.49	382	2.49	
Peppers, Other Serrano	per pound									0.99	15	0.99	
Radishes	per bunch	0.99-1.69	296	1.45	51	1.29	2	1.29		0.75-1.00	72	0.89	53
Radishes	1 lb bag									1.50-1.99	10	1.65	
Salad Mixed Types	10 - 12 oz package	1.66-3.99	1,102	2.58		1.00-3.00	475	2.58		1.49-3.00	395	2.54	
Salad Mixed Types	5 - 9 oz package	1.99-3.99	1,119	2.71	1	1.49-3.99	467	2.29		1.50-3.00	383	2.56	
Spinach	per bunch									0.99	8	0.99	
Spinach Flat, Baby Type	10 oz package	2.50-3.00	48	2.73		3.00	220	3.00		3.88	5	3.88	
Spinach Flat, Baby Type	1 lb package	2.99-4.99	418	3.00									
Spinach Flat, Baby Type	8 oz package	1.99-2.99	18	2.88						1.48	122	1.48	
Spinach Flat, Baby Type	5 - 6 oz package	1.99	22	1.99		1.99-2.99	254	2.12		2.50	164	2.50	
Squash Acorn	per pound	0.49	9	0.49									
Squash Butternut	per pound	0.69	6	0.69	100								
Squash	per pound	0.99-1.99	1,535	1.62		0.98-1.99	1,217	1.44	6	0.99-	600	1.28	6

Wtd Avg - Simple weighted average



Commodity Variety	Unit	NORTHEAST U.S.				SOUTHEAST U.S.				MIDWEST U.S.			
		Price Range	Stores with Ads	Wtd Avg Price	% Marked Local	Price Range	Stores with Ads	Wtd Avg Price	% Marked Local	Price Range	Stores with Ads	Wtd Avg Price	% Marked Local
Yellow Crookneck/Straightneck										1.99			
Squash Zucchini	per pound	0.99-1.99	1,985	1.47		0.98-1.99	1,580	1.34	4	0.79-1.99	1,262	1.13	3
Sweet Potatoes	per pound	0.79-0.99	687	0.95		0.77-0.99	1,150	0.81		0.69-0.99	31	0.90	
Tomatoes	per pound	1.29-3.99	433	1.85		0.99-2.99	1,505	1.91	6	0.79-1.99	966	1.61	54
Tomatoes Vine Ripe - Heirloom Varieties	per pound	3.99-4.99	41	4.60		3.99	119	3.99		1.29-3.99	34	3.20	
Tomatoes Vine Ripe - Heirloom Varieties-Greenhouse	per pound									1.89	6	1.89	
Tomatoes Vine Ripes	per pound	0.99-1.99	141	1.27		0.98-1.99	267	1.49		0.89-1.99	250	1.93	2
Tomatoes Vine Ripes-Greenhouse	per pound	1.49	7	1.49		1.29	14	1.29		1.59	15	1.59	
Tomatoes Vine Ripes, On The Vine-Greenhouse	per pound	0.99-2.99	891	1.79		0.98-1.99	1,361	1.47		0.79-2.49	461	1.40	
Tomatoes, Cherry	1 pint package									3.49	8	3.49	
Tomatoes, Grape Type	1 pint package	1.99-2.50	352	2.23		1.99	34	1.99		1.99-3.00	194	2.29	
Tomatoes, Grape Type	10 oz package	2.50-3.50	213	2.66		2.50	78	2.50		2.50-3.88	203	3.76	
Tomatoes, Plum Type Roma	per pound	0.99-1.99	48	1.73		0.99-1.99	98	1.83		0.69-1.59	606	0.98	
Tomatillos	per pound	0.99	43	0.99						0.68-0.79	29	0.73	

VEGETABLES - ORGANIC

Broccoli Crown Cut	per pound	2.99	78	2.99									
Beets	per bunch	1.49-2.50	167	1.86		3.49	78	3.49					
Beets	per pound	2.99	175	2.99									
Carrots	per pound	0.99	43	0.99									
Carrots	2 lb bag	2.49	3	2.49									
Carrots	per bunch	2.99	49	2.99									
Carrots Baby Peeled	1 lb bag	1.88-5.99	488	2.85		1.69-1.99	89	1.97		1.25-1.66	70	1.57	
Cauliflower	each	3.99-4.99	85	4.81									
Cauliflower	per pound									0.99	15	0.99	
Celery	each	2.00-2.99	41	2.51						0.99-1.49	15	1.26	
Celery Hearts	each	2.50-3.00	70	2.96		3.00	2	3.00		2.50	13	2.50	
Cilantro	per bunch	1.79-2.00	108	1.99									
Cucumbers Long Seedless-Greenhouse	each	2.50	255	2.50									
Greens Kale	per bunch	2.50	21	2.50									

Wtd Avg - Simple weighted average



Commodity Variety	Unit	NORTHEAST U.S.				SOUTHEAST U.S.				MIDWEST U.S.			
		Price Range	Stores with Ads	Wtd Avg Price	% Marked Local	Price Range	Stores with Ads	Wtd Avg Price	% Marked Local	Price Range	Stores with Ads	Wtd Avg Price	% Marked Local
Lettuce, Iceberg	each	2.99	72	2.99		1.99	1,135	1.99					
Lettuce, Iceberg	per pound	2.49	24	2.49									
Lettuce, Other Green Leaf	each									1.39	11	1.39	
Lettuce, Other Red Leaf	each									1.39	11	1.39	
Lettuce, Romaine Hearts	3 count package	3.49-4.49	209	3.98						1.99-3.99	399	3.17	
Mushrooms Portobella	8 oz package	3.00	37	3.00									
Mushrooms White	8 oz package	2.50-3.00	110	2.76		3.00	2	3.00		2.49-2.99	270	2.52	
Onions Green	per bunch	0.99	28	0.99									
Peppers, Bell Type Orange	each									1.67	237	1.67	
Peppers, Bell Type Red	each									1.67	237	1.67	
Peppers, Bell Type Yellow	each									1.67	237	1.67	
Peppers, Other Jalapeno	per pound									2.99	11	2.99	
Peppers, Other Mixed Mini Sweet Types	1 lb package	5.99	19	5.99						0.99-1.50	29	1.38	
Radishes	per bunch	2.00	28	2.00									
Salad Mixed Types	1 lb bag	3.49	340	3.49		3.49	359	3.49		3.99-5.00	26	4.88	
Salad Mixed Types	10 - 12 oz package	4.49-5.99	375	5.45						3.99-4.99	57	4.46	
Salad Mixed Types	5 - 9 oz package	2.49-3.99	625	2.97		2.49-3.99	861	2.79		2.50-3.00	1,522	2.86	
Spinach	per bunch	1.29	80	1.29									
Spinach Flat, Baby Type	10 oz package	5.49	8	5.49									
Spinach Flat, Baby Type	1 lb package									3.99-4.99	9	4.66	
Spinach Flat, Baby Type	5 - 6 oz package	2.49	340	2.49		2.49	359	2.49		3.00	5	3.00	
Squash Zucchini	per pound									1.49	11	1.49	
Sweet Potatoes	per pound	1.99	7	1.99									
Tomatoes	per pound									1.79	11	1.79	
Tomatoes Vine Ripes	per pound	2.88	19	2.88									
Tomatoes Vine Ripes, On The Vine-Greenhouse	per pound	2.49-2.99	262	2.98		1.99	396	1.99		1.99	583	1.99	
Tomatoes, Grape Type	1 pint package	2.99-3.99	110	3.06		3.49	78	3.49					
OTHER SPECIALTY CROPS ITEMS													
Hemp Protein	16 oz package	14.99	110	14.99		12.49	31	12.49		18.99	186	18.99	
Hemp Seeds-Shelled	7 oz package	8.74	70	8.74		8.49	26	8.49					
Hemp Seeds-Shelled	8 oz	8.46-8.49	110	8.48		7.59-7.99	57	7.81		8.49	50	8.49	

Wtd Avg - Simple weighted average



Commodity Variety	Unit	NORTHEAST U.S.				SOUTHEAST U.S.				MIDWEST U.S.			
		Price Range	Stores with Ads	Wtd Avg Price	% Marked Local	Price Range	Stores with Ads	Wtd Avg Price	% Marked Local	Price Range	Stores with Ads	Wtd Avg Price	% Marked Local
	package												
Hemp Seeds-Shelled	16 oz package	14.86	70	14.86						15.29	50	15.29	
OTHER SPECIALTY CROPS ITEMS - ORGANIC													
Hemp Protein	16 oz package	17.99	70	17.99		17.99	26	17.99					
Hemp (Seeds) Oil	8 oz									6.99	186	6.99	
Hemp (Seeds) Oil	4 oz	8.99	70	8.99		8.99	31	8.99					
Hemp Seeds-Shelled	4 oz package	4.99	110	4.99									
Hemp Seeds-Shelled	7 oz package	8.69	40	8.69		6.99	31	6.99		8.49	50	8.49	
Hemp Seeds-Shelled	8 oz package	14.49	40	14.49		8.79	31	8.79					
Hemp Seeds-Shelled	12 oz package	8.69-13.59	110	11.81		12.29-13.99	57	13.21		13.59	50	13.59	
Hemp Seeds-Shelled	16 oz package					14.99	31	14.99					
SEASONAL ITEMS													
Chayote	each	0.67	28	0.67									
Potted Plants Chrysanthemum	6 inch pot									11.99	13	11.99	
Rose, Hybrid Tea	bunched 12s	7.00-7.99	35	7.62		9.98-9.99	126	9.99		7.99-12.99	47	9.27	

Commodity Variety	Unit	SOUTH CENTRAL U.S.				SOUTHWEST U.S.				NORTHWEST U.S.			
		Price Range	Stores with Ads	Wtd Avg Price	% Marked Local	Price Range	Stores with Ads	Wtd Avg Price	% Marked Local	Price Range	Stores with Ads	Wtd Avg Price	% Marked Local
FRUITS													
Apples Fuji	per pound	0.79-1.29	39	1.00		0.69-1.69	401	0.98		0.98-1.69	199	1.31	78
Apples Gala	per pound	1.79	11	1.79									
Apples Honeycrisp	per pound	1.28-2.69	119	2.03		1.28	225	1.28		1.69-1.88	21	1.74	29
Apples Pink Lady/Cripps Pink	per pound	0.99	145	0.99		1.49	50	1.49		1.27	146	1.27	100
Apples Red Delicious	per pound	1.19-1.29	16	1.26		0.99-1.69	205	1.04		1.69	28	1.69	
Apples Red Delicious	3 lb bag	3.49	60	3.49									
Apples, Processed Juice	64 oz (1/2 gallon)	1.38-2.68	228	2.21		1.59-2.99	974	2.12	7	1.67-2.50	402	1.97	
Apples, Processed Juice Marked Cider	64 oz (1/2 gallon)									2.00	17	2.00	

Wtd Avg - Simple weighted average



Commodity Variety	Unit	SOUTH CENTRAL U.S.				SOUTHWEST U.S.				NORTHWEST U.S.			
		Price Range	Stores with Ads	Wtd Avg Price	% Marked Local	Price Range	Stores with Ads	Wtd Avg Price	% Marked Local	Price Range	Stores with Ads	Wtd Avg Price	% Marked Local
Apricots	per pound	3.99	50	3.99		2.98-2.99	25	2.98		1.98-2.98	28	2.30	32
Avocados Hass	each	0.47-1.97	1,554	1.19		0.25-2.50	2,512	1.61	30	0.88-2.00	497	1.29	
Bananas	per pound	0.38-0.79	119	0.49		0.25-0.59	166	0.43					
Blueberries	6 oz package	1.99-2.00	139	2.00		1.00-3.99	1,169	3.19	30	2.50-3.00	327	2.81	
Blueberries	1 pint package	1.88-2.99	1,606	2.35		1.99-2.50	404	2.43		2.50-2.99	81	2.56	
Blueberries	18 oz package	2.47-2.77	308	2.59		1.87-5.99	688	3.77		2.77-4.99	73	3.89	
Cantaloups	each	0.95-3.49	956	2.15		0.77-3.99	941	2.22	38	2.50-2.99	46	2.80	
Cantaloups	per pound	0.50	68	0.50		0.20-0.99	376	0.34		0.58-0.79	44	0.70	
Cherries Rainier	per pound	4.98-6.99	112	6.79		5.99	802	5.99		4.98-5.98	489	5.00	55
Cherries Red Varieties	per pound	1.99-4.99	1,442	3.61		0.69-6.99	2,008	4.03		1.99-4.99	536	2.91	21
Clementines	3 lb bag	3.99	69	3.99		3.99	317	3.99					
Grapefruit Red	each	0.99	8	0.99									
Grapes Black Seedless	per pound	1.38-2.49	430	1.84		1.99-2.99	620	2.52	4	1.99-2.49	221	2.46	
Grapes Red Globe	per pound					0.99	7	0.99					
Grapes Red Seedless	per pound	0.96-2.99	1,610	1.77		0.85-3.49	1,677	2.38		0.96-2.49	451	1.83	
Grapes White Seedless Type	per pound	0.96-2.49	998	1.80		0.99-3.49	1,460	2.56		0.96-2.49	387	1.97	
Honeydews	each	2.99-3.88	223	3.15		2.50	11	2.50					
Honeydews	per pound	0.79-0.99	157	0.88		0.50-0.88	26	0.73		1.19	40	1.19	
Kiwifruit Hayward	each	0.40-0.50	21	0.46		0.33-0.50	96	0.40					
Kiwifruit Hayward	1 lb bag					2.99	264	2.99					
Lemons	each	0.33-0.50	59	0.48		0.17	54	0.17		0.58-0.69	51	0.67	
Lemons	per pound	0.50	7	0.50									
Lemons	2 lb bag	3.49	292	3.49		2.99-3.49	502	3.34		3.49	71	3.49	
Limes	each	0.05-0.50	551	0.27		0.17-0.50	203	0.40		0.33-0.50	51	0.39	
Limes	per pound					0.50-0.99	198	0.67					
Mangoes	each	0.25-1.49	1,028	0.68		0.20-1.67	925	0.65		0.79-1.67	239	1.05	
Mangoes	per pound	0.78	21	0.78									
Misc Berries Blackberries	5.6 - 6 oz package	1.50-3.33	625	2.30		2.50-3.99	1,668	3.15	21	2.50	30	2.50	
Nectarines Various White Flesh Varieties	per pound	0.77-2.99	192	1.39		0.99-2.99	146	1.94	18				
Nectarines Various Yellow Flesh Varieties	per pound	0.77-2.99	555	1.55	6	0.50-2.99	1,840	1.63	37	0.98-2.99	220	2.40	
Oranges Navel	each	0.20-0.99	130	0.44									
Oranges Navel	per pound	0.50	7	0.50		0.25-0.89	71	0.60		0.78	8	0.78	

Wtd Avg - Simple weighted average



Commodity Variety	Unit	SOUTH CENTRAL U.S.				SOUTHWEST U.S.				NORTHWEST U.S.			
		Price Range	Stores with Ads	Wtd Avg Price	% Marked Local	Price Range	Stores with Ads	Wtd Avg Price	% Marked Local	Price Range	Stores with Ads	Wtd Avg Price	% Marked Local
Oranges Navel	4 lb bag	3.99-4.99	63	4.39									
Oranges Valencia	each	0.33	21	0.33									
Oranges Valencia	per pound					0.50	15	0.50					
Papaya Maradol/Tainung Types	per pound	0.75-0.99	413	0.87		0.50-0.99	560	0.90		0.98	8	0.98	
Papaya Solo Type	per pound					0.49	96	0.49					
Peaches Various White Flesh Varieties	per pound	0.77-2.99	192	1.39		0.99-2.69	642	1.93	82				
Peaches Various Yellow Flesh Varieties	per pound	0.69-2.99	1,886	1.45	2	0.25-2.99	2,284	1.57	45	0.98-2.99	283	2.34	
Pears D'Anjou	per pound					1.99	53	1.99	100				
Pineapples	each	1.50-3.58	151	2.46		0.50-3.50	447	2.82		3.00	64	3.00	
Pineapples	per pound	0.50	68	0.50		0.33-1.49	106	0.56		0.48	18	0.48	
Plums	per pound	1.49-2.99	252	2.20		0.97-2.99	726	1.45		1.99-2.50	184	2.44	
Plums Interspecific Type	per pound	1.79-3.99	59	3.31									
Raspberries Red	6 oz package	1.99-3.33	458	2.53		2.50-3.99	1,634	3.09	22	2.50-3.00	257	2.90	
Strawberries	1 lb package	0.97-3.99	499	2.31		0.99-3.99	1,556	2.82	60	1.98-3.99	203	2.29	
Strawberries	2 lb package	2.48-4.99	434	3.28		4.88	260	4.88		2.48	2	2.48	
Tangerines	per pound					0.50	7	0.50					
Tangerines	3 lb bag	3.88-5.99	347	4.17		1.99-3.99	260	3.72		3.88-3.99	81	3.99	
Tangerines	2 lb bag					2.50	146	2.50					
Watermelons Red Flesh Seeded Type	each	3.77-4.99	152	3.99		3.99-4.99	225	4.44		4.99	15	4.99	
Watermelons Red Flesh Seeded Type	per pound					0.12	5	0.12		0.59	9	0.59	
Watermelons Red Flesh Seedless Miniature	each	1.98-4.99	307	3.04	25	1.99-3.99	634	3.15		1.98-3.99	139	2.66	
Watermelons Red Flesh Seedless Type	each	2.47-5.99	244	3.46		1.95-5.99	590	3.97		3.99-5.99	145	4.11	
Watermelons Red Flesh Seedless Type	per pound					0.20-0.69	234	0.29		0.39-0.69	44	0.53	
FRUITS - ORGANIC													
Apples Fuji	per pound					2.49	113	2.49		1.29-1.49	10	1.47	
Apples Fuji	2 lb bag	3.50-3.99	77	3.79		3.49	152	3.49	100				
Apples Gala	per pound					2.49	113	2.49					
Apples Gala	2 lb bag	3.50	32	3.50		3.49	152	3.49	100				



Commodity Variety	Unit	SOUTH CENTRAL U.S.				SOUTHWEST U.S.				NORTHWEST U.S.			
		Price Range	Stores with Ads	Wtd Avg Price	% Marked Local	Price Range	Stores with Ads	Wtd Avg Price	% Marked Local	Price Range	Stores with Ads	Wtd Avg Price	% Marked Local
Apples Granny Smith	per pound					2.49	113	2.49					
Apples Granny Smith	2 lb bag	3.50	32	3.50									
Apples Pink Lady/Cripps Pink	per pound	1.99	71	1.99		1.99	103	1.99		1.99	19	1.99	
Apples, Processed Juice	64 oz (1/2 gallon)					2.99-3.49	100	3.08	100				
Apricots	per pound					3.99	46	3.99		3.99	19	3.99	
Avocados Hass	each	0.99-2.99	122	1.65		0.99-2.50	48	1.37		0.99	19	0.99	
Bananas	per pound	0.69	178	0.69		0.89	12	0.89					
Blueberries	6 oz package	2.50-4.99	175	3.20		2.99-3.50	340	3.18		3.33-4.00	232	3.78	
Blueberries	1 pint package	3.33	116	3.33		3.99	13	3.99		3.99	21	3.99	
Blueberries	18 oz package					3.99	317	3.99					
Cantaloups	each	3.58-3.99	221	3.96		3.99	99	3.99		3.99-4.98	125	4.01	
Cantaloups	per pound					0.69	12	0.69		0.79-0.99	32	0.86	
Cherries Red Varieties	per pound	4.99-6.99	111	5.71		4.99	103	4.99		4.99	229	4.99	28
Grapes Black Seedless	per pound	1.98-2.99	210	2.51		1.98-2.99	249	2.40		2.99	19	2.99	
Grapes Red Seedless	per pound	1.49-2.99	175	2.38		1.98-3.99	820	3.13		2.68-3.99	54	3.08	
Grapes White Seedless Type	per pound	1.49-2.99	233	2.42		1.98-3.99	791	3.14		2.68-3.99	54	3.08	
Honeydews	per pound					1.69	5	1.69					
Mangoes	each	1.25	99	1.25		1.50-1.67	803	1.50					
Misc Berries Blackberries	5.6 - 6 oz package	2.98-3.00	124	2.98		2.99	28	2.99		4.00	146	4.00	
Nectarines Various White Flesh Varieties	per pound	1.99-2.98	178	2.44		1.99	419	1.99	76	1.99-3.99	32	2.96	
Nectarines Various Yellow Flesh Varieties	per pound	1.87-3.99	308	2.35		1.99-3.49	1,231	2.87	47	1.99-3.99	32	2.96	
Oranges Valencia	4 lb bag					3.98	146	3.98					
Peaches Various White Flesh Varieties	per pound	1.99-2.49	172	2.42		1.99-3.99	550	2.02	58	1.99-3.99	32	2.96	
Peaches Various Yellow Flesh Varieties	per pound	1.87-3.99	610	2.80		1.99-3.99	1,602	2.78	36	1.99-3.99	148	3.64	
Pears D'Anjou	per pound	1.48-1.99	77	1.95		1.99	50	1.99		1.99	19	1.99	
Pineapples	each	3.00	6	3.00									
Plums	per pound	2.48	6	2.48		2.49	17	2.49		2.48	19	2.48	
Raspberries Red	6 oz package	2.98-4.99	261	3.20		2.99-3.50	141	3.40		3.33-4.00	243	3.79	
Strawberries	1 lb package	2.48-4.58	550	3.40		2.98-4.99	955	4.05		2.48-4.00	504	3.83	
Strawberries	2 lb package					5.99	99	5.99					
Watermelons Red Flesh Seedless	each									3.00-4.99	213	4.92	



Commodity Variety	Unit	SOUTH CENTRAL U.S.				SOUTHWEST U.S.				NORTHWEST U.S.			
		Price Range	Stores with Ads	Wtd Avg Price	% Marked Local	Price Range	Stores with Ads	Wtd Avg Price	% Marked Local	Price Range	Stores with Ads	Wtd Avg Price	% Marked Local
Miniature													
ONIONS AND POTATOES													
Onions, Dry Red	per pound	0.99-1.29	54	1.03		0.25	6	0.25		0.58	8	0.58	
Onions, Dry Red	3 lb bag	2.98	87	2.98									
Onions, Dry White	per pound	0.37-0.99	335	0.52		0.25-0.50	197	0.38					
Onions, Dry Yellow	per pound	0.44-0.59	167	0.46		0.20-0.99	254	0.82					
Onions, Dry Yellow	3 lb bag	2.50-2.58	24	2.56									
Onions, Dry Yellow Marked Sweet	per pound	0.99-1.29	350	1.14		0.99-1.59	175	1.06		0.68-1.99	258	1.12	9
Onions, Dry Yellow Marked Sweet	3 lb bag	2.50-3.49	933	2.85									
Potatoes Round Red	per pound	0.50-0.99	28	0.69		0.33-0.89	50	0.79		0.49-1.29	24	0.79	
Potatoes Round Red	3 lb bag	2.59	1	2.59									
Potatoes Round Red	5 lb bag	2.50-2.99	22	2.70		1.99	42	1.99					
Potatoes Round White	per pound	0.89-0.97	85	0.95		0.79-0.89	52	0.86					
Potatoes Russet	per pound	0.59-0.88	82	0.73		0.69-0.99	200	0.98		0.79	7	0.79	100
Potatoes Russet	5 lb bag	0.95-3.00	381	1.95		2.49	264	2.49		1.48-1.50	39	1.49	100
Potatoes Russet	10 lb bag	2.99-3.99	409	3.67		1.50-3.99	288	2.67		1.98	8	1.98	
Potatoes Yellow Type	per pound	0.99	11	0.99		0.99	9	0.99		0.49-1.29	24	0.79	
Potatoes Yellow Type	5 lb bag					1.99	42	1.99					
ONIONS AND POTATOES - ORGANIC													
Onions, Dry Red	per pound	1.48	6	1.48		0.99	4	0.99					
Onions, Dry White	per pound	1.45	82	1.45		1.45	18	1.45		1.45	19	1.45	
Onions, Dry Yellow Marked Sweet	per pound	1.49	26	1.49		0.99-1.49	61	1.28		1.29-1.49	30	1.36	
Onions, Dry Yellow Marked Sweet	2 lb bag					2.99	171	2.99					
Potatoes Russet	per pound	1.69	82	1.69		1.69	18	1.69		1.69	19	1.69	
VEGETABLES													
Artichokes	each					2.50-3.00	524	2.75	50	2.50	121	2.50	
Asparagus Green	per pound	1.47-3.49	319	2.50		2.49-3.99	326	2.53		2.49	123	2.49	
Beans Round Green Type	per pound	1.79	11	1.79		0.99-1.99	15	1.59					
Broccoli	per pound	1.99	4	1.99		0.50-0.89	131	0.73					
Broccoli	per bunch	1.99-3.00	91	2.53		0.89	7	0.89					



Commodity Variety	Unit	SOUTH CENTRAL U.S.				SOUTHWEST U.S.				NORTHWEST U.S.			
		Price Range	Stores with Ads	Wtd Avg Price	% Marked Local	Price Range	Stores with Ads	Wtd Avg Price	% Marked Local	Price Range	Stores with Ads	Wtd Avg Price	% Marked Local
Broccoli Crown Cut	per pound	0.87-1.99	256	1.21		0.33-1.99	190	1.81	84	1.38	6	1.38	
Brussels Sprouts	per pound	2.49	148	2.49		2.49	317	2.49		1.49-2.49	36	1.55	
Beets	per bunch					0.99	5	0.99					
Beets	per pound					0.50	10	0.50					
Cabbage Red Type	per pound									0.99	64	0.99	100
Cabbage Round Green Type	per pound	0.34-0.69	149	0.55		0.25-0.50	128	0.40		0.79-0.99	104	0.91	62
Carrots	per pound	0.50	68	0.50		0.33-0.50	27	0.36					
Carrots	1 lb bag	0.69	16	0.69		0.50	37	0.50					
Carrots	2 lb bag	1.69	11	1.69		0.45	54	0.45		1.49	18	1.49	
Carrots Baby Peeled	1 lb bag	0.99-1.29	300	1.02		1.49-1.69	24	1.62		1.18-1.69	43	1.54	
Cauliflower	each	2.89-3.49	136	3.03		2.50	8	2.50	100				
Cauliflower	per pound					0.50-0.99	483	0.91		1.29-1.69	51	1.41	
Celery	each	0.99	23	0.99		0.50-1.50	383	1.16	42	0.88-1.50	276	1.41	
Celery Hearts	each					1.25	8	1.25					
Cilantro	per bunch	0.33-0.89	379	0.44		0.25-0.89	95	0.44		0.50-0.89	258	0.64	25
Corn-Sweet	each	0.16-0.50	555	0.25		0.20-0.50	1,064	0.45	58				
Cucumbers	each	0.25-2.00	667	0.80	1	0.20-1.00	449	0.71		0.33-1.48	60	0.89	10
Cucumbers	per pound					0.99	9	0.99					
Cucumbers Long Seedless-Greenhouse	each	0.99	5	0.99		0.50-0.89	54	0.53		1.25-2.50	45	1.77	
Cucumbers Long Seedless-Greenhouse	per pound					0.33	30	0.33					
Eggplant	each	1.00	32	1.00		0.50-2.00	19	1.13	42				
Garlic	per sleeve	1.39	68	1.39		1.29-1.50	59	1.48					
Greens Collard	per bunch	1.20-1.49	21	1.38									
Greens Collard	1 lb bag	2.50	49	2.50									
Greens Kale	per bunch									0.89	64	0.89	100
Greens Mustard	per bunch	1.49	13	1.49									
Greens Turnip Tops	per bunch	1.49	13	1.49									
Lettuce, Iceberg	each	0.99-1.49	536	1.25		0.50-0.99	477	0.92		0.98-0.99	48	0.99	81
Lettuce, Other Boston	each					2.99	1	2.99					
Lettuce, Other Green Leaf	each	0.99-1.29	136	1.22	24	0.99-1.79	25	1.47		0.88-1.79	242	1.08	60
Lettuce, Other Red Leaf	each	0.99-1.29	101	1.19	32	1.79	15	1.79		0.88-1.79	242	1.08	60
Lettuce, Romaine	each	0.99-1.29	136	1.22	24	0.99-1.79	111	1.10		0.88-1.50	216	1.08	70



Commodity Variety	Unit	SOUTH CENTRAL U.S.				SOUTHWEST U.S.				NORTHWEST U.S.			
		Price Range	Stores with Ads	Wtd Avg Price	% Marked Local	Price Range	Stores with Ads	Wtd Avg Price	% Marked Local	Price Range	Stores with Ads	Wtd Avg Price	% Marked Local
Lettuce, Romaine Hearts	3 count package	2.50-2.99	240	2.61		1.49-2.50	64	1.71		2.50	5	2.50	
Mushrooms Portobella	per pound									4.99	7	4.99	100
Mushrooms Portobella	8 oz package	2.00	25	2.00									
Mushrooms White	8 oz package	1.49-2.19	160	1.93		1.50-2.00	50	1.87		1.69-2.49	61	2.08	
Mushrooms White	6 oz package									1.50-2.29	28	2.15	
Onions Green	per bunch	0.50	148	0.50		0.25-0.50	122	0.46		0.50-0.89	232	0.61	28
Peppers, Bell Type Green	per pound					0.79-0.99	17	0.91					
Peppers, Bell Type Green	each	0.25-0.89	475	0.60	13	0.88-1.29	302	1.02		0.88-1.29	46	1.13	
Peppers, Bell Type Orange	per pound					0.99	15	0.99					
Peppers, Bell Type Orange	each	1.00-1.67	113	1.40						1.00-2.00	573	1.30	
Peppers, Bell Type Orange-Greenhouse	each									1.50	15	1.50	
Peppers, Bell Type Red	per pound					0.99	15	0.99					
Peppers, Bell Type Red	each	0.50-1.67	316	0.98		0.50-1.25	165	0.72		0.88-2.00	631	1.28	
Peppers, Bell Type Red-Greenhouse	each									1.50	15	1.50	
Peppers, Bell Type Yellow	per pound					0.99	15	0.99					
Peppers, Bell Type Yellow	each	1.00-1.67	113	1.40						1.00-2.00	649	1.31	
Peppers, Bell Type Yellow-Greenhouse	each									1.50	15	1.50	
Peppers, Other Jalapeno	per pound	0.50-0.99	417	0.83		0.40-1.49	190	0.72		0.99-1.49	46	1.29	
Peppers, Other Mixed Mini Sweet Types	1 lb package	2.50-3.00	142	2.61		1.88-2.50	175	2.40		1.88	10	1.88	
Peppers, Other Serrano	per pound	0.77-1.49	150	0.87		0.79-1.50	34	0.99					
Radishes	per bunch	0.79-1.29	187	0.90		0.25-0.79	179	0.64		0.50-0.69	20	0.59	
Salad Mixed Types	10 - 12 oz package	0.98-3.99	226	2.61		2.00	50	2.00		1.34-3.00	243	2.51	
Salad Mixed Types	5 - 9 oz package	2.88-3.00	122	2.99		2.00	50	2.00		2.50-3.00	207	2.71	
Spinach	per bunch	0.99	32	0.99	100	0.59-0.99	24	0.78					
Spinach Flat, Baby Type	10 oz package	3.99	5	3.99									
Spinach Flat, Baby Type	8 oz package									3.00	11	3.00	
Squash Grey	per pound	0.50-1.49	117	0.69		0.33-0.99	212	0.68					
Squash Yellow Crookneck/Straightneck	per pound	0.97-1.69	543	1.18	16	0.69-1.49	494	1.36		0.97-0.99	19	0.99	
Squash Zucchini	per pound	0.97-1.69	748	1.12	10	0.33-1.49	676	1.18		0.97-1.48	86	1.27	31
Sweet Potatoes	per pound	0.33-0.89	135	0.67	5	0.79-1.29	156	1.28					
Tomatoes	per pound	0.99-1.97	223	1.53		0.50-2.49	346	1.50		2.49	28	2.49	
Tomatoes Vine Ripe - Heirloom	per pound	2.99-3.99	48	3.16						2.49	206	2.49	

Wtd Avg - Simple weighted average



Commodity Variety	Unit	SOUTH CENTRAL U.S.				SOUTHWEST U.S.				NORTHWEST U.S.			
		Price Range	Stores with Ads	Wtd Avg Price	% Marked Local	Price Range	Stores with Ads	Wtd Avg Price	% Marked Local	Price Range	Stores with Ads	Wtd Avg Price	% Marked Local
Varieties													
Tomatoes Vine Ripes	per pound	0.99-1.99	73	1.44		0.50	10	0.50		1.29	5	1.29	
Tomatoes Vine Ripes-Greenhouse	per pound	1.58	18	1.58		2.99	26	2.99		1.28	40	1.28	
Tomatoes Vine Ripes, On The Vine-Greenhouse	per pound	0.77-1.99	686	1.13		0.88-2.49	897	1.97		0.89-1.69	245	1.47	
Tomatoes, Grape Type	1 pint package	1.99-2.99	64	2.05		1.67-2.99	190	2.88		1.50-2.49	52	2.23	
Tomatoes, Grape Type	10 oz package	2.00-3.00	221	2.70						3.00-3.50	29	3.19	
Tomatoes, Plum Type Roma	per pound	0.48-1.49	704	0.88		0.60-1.39	275	0.93		0.99-1.18	42	1.02	
Tomatillos	per pound	0.49-0.77	105	0.71		0.49-0.99	580	0.82		0.99	18	0.99	
Vegetables Other Cactus Leaf (Nopales)	per pound	0.50	23	0.50									
VEGETABLES - ORGANIC													
Beans Round Green Type	per pound									2.99	21	2.99	
Broccoli	per pound					1.48-1.50	158	1.48		1.29	1	1.29	
Broccoli	per bunch	3.99	5	3.99		2.99	9	2.99					
Broccoli Crown Cut	per pound					1.88	4	1.88					
Beets	per bunch					2.50	9	2.50		2.50	10	2.50	
Carrots	2 lb bag	1.99	5	1.99						2.50	3	2.50	
Carrots Baby Peeled	1 lb bag	1.99	5	1.99						1.69	20	1.69	
Cauliflower	each	3.49-3.58	63	3.52						3.98	3	3.98	
Cauliflower	per pound					0.99	50	0.99					
Celery	each	1.69	55	1.69		1.25	50	1.25		1.99	19	1.99	
Cilantro	per bunch					0.99	4	0.99		1.28	21	1.28	19
Cucumbers	each					0.79	12	0.79					
Eggplant	each									1.49	7	1.49	
Greens Kale	per bunch	1.58-1.98	24	1.68						1.99-2.00	33	2.00	12
Greens Swiss Chard	per bunch					1.49-2.00	24	1.83	33	2.00	21	2.00	19
Lettuce, Iceberg	each	1.75	45	1.75									
Lettuce, Other Boston	each					2.49	9	2.49					
Lettuce, Other Green Leaf	each	1.39	82	1.39		1.39-2.49	64	1.87	53	1.39-2.50	105	1.99	61
Lettuce, Other Red Leaf	each	1.39	82	1.39		1.39-2.49	64	1.87	53	1.39-2.50	105	1.99	61
Lettuce, Romaine	each					1.49-2.00	16	1.62		1.49-2.50	86	2.12	74
Lettuce, Romaine Hearts	3 count package	2.99-3.99	255	3.31		2.50	11	2.50		2.50-3.99	378	3.33	

Wtd Avg - Simple weighted average



Commodity Variety	Unit	SOUTH CENTRAL U.S.				SOUTHWEST U.S.				NORTHWEST U.S.			
		Price Range	Stores with Ads	Wtd Avg Price	% Marked Local	Price Range	Stores with Ads	Wtd Avg Price	% Marked Local	Price Range	Stores with Ads	Wtd Avg Price	% Marked Local
Mushrooms Portobella	per pound									5.99	11	5.99	
Mushrooms Portobella	8 oz package					3.79	152	3.79					
Mushrooms White	8 oz package	2.99	5	2.99		3.79	152	3.79					
Peppers, Other Jalapeno	per pound	2.99	82	2.99		2.99	18	2.99		2.99	19	2.99	
Peppers, Other Mixed Mini Sweet Types	1 lb package					2.99-4.99	197	3.10		2.59	1	2.59	
Radishes	per bunch	1.48	6	1.48	100								
Salad Mixed Types	1 lb bag	5.00	32	5.00		4.19-5.00	771	4.96		5.00	206	5.00	
Salad Mixed Types	10 - 12 oz package					3.99-4.99	165	4.07	92				
Salad Mixed Types	5 - 9 oz package	2.50-3.99	348	2.99		2.99-3.50	890	3.14		3.00-3.49	94	3.08	
Spinach	per bunch	1.98	6	1.98	100								
Spinach Flat, Baby Type	5 - 6 oz package	2.49	229	2.49									
Squash Yellow Crookneck/Straightneck	per pound					1.99	9	1.99	100				
Squash Zucchini	per pound	1.48-1.49	88	1.49		1.18-1.99	43	1.60	21	1.49-1.99	26	1.62	
Tomatoes	per pound	1.79	82	1.79		1.79	18	1.79		1.79	19	1.79	
Tomatoes Vine Ripe - Heirloom Varieties	per pound					3.99-4.99	261	4.01		4.98-4.99	15	4.99	
Tomatoes Vine Ripes, On The Vine-Greenhouse	per pound	1.99	307	1.99		1.99	542	1.99		1.99-2.99	81	2.78	
Tomatoes, Cherry	1 pint package					3.99	8	3.99		2.48	19	2.48	
Tomatoes, Grape Type	1 pint package					3.99	260	3.99		1.89	1	1.89	
Tomatoes, Grape Type	10 oz package					2.99	12	2.99		2.49	20	2.49	
OTHER SPECIALTY CROPS ITEMS													
Hemp Protein	16 oz package					14.99	4	14.99		14.99	19	14.99	
Hemp Seeds-Shelled	7 oz package	8.49-9.29	71	9.00									
Hemp Seeds-Shelled	8 oz package	8.19-8.49	71	8.30		7.59-8.49	50	7.66		7.99	19	7.99	
Hemp Seeds-Shelled	16 oz package					16.09	53	16.09					
OTHER SPECIALTY CROPS ITEMS - ORGANIC													
Hemp Protein	16 oz package	14.39	26	14.39		14.99-17.99	212	16.17		17.99	19	17.99	
Hemp Seeds-Shelled	4 oz package					4.99	4	4.99		4.99	19	4.99	
Hemp Seeds-Shelled	7 oz package					8.49-9.69	57	9.61					
Hemp Seeds-Shelled	12 oz package	15.99	26	15.99		15.09-15.99	50	15.16		15.74	19	15.74	

Wtd Avg - Simple weighted average



Commodity Variety	Unit	SOUTH CENTRAL U.S.				SOUTHWEST U.S.				NORTHWEST U.S.			
		Price Range	Stores with Ads	Wtd Avg Price	% Marked Local	Price Range	Stores with Ads	Wtd Avg Price	% Marked Local	Price Range	Stores with Ads	Wtd Avg Price	% Marked Local
SEASONAL ITEMS													
Gladiola	bunched 5s					3.99	13	3.99					
Potted Plants Chrysanthemum	8 inch pot					8.99	13	8.99					
Rose, Hybrid Tea	bunched 12s					14.99	30	14.99		9.99	155	9.99	
Tulips	bunched 10s					8.99	13	8.99					

Commodity Variety	Unit	ALASKA U.S.				HAWAII U.S.			
		Price Range	Stores with Ads	Wtd Avg Price	% Marked Local	Price Range	Stores with Ads	Wtd Avg Price	% Marked Local
FRUITS									
Apples Fuji	3 lb bag	4.78	3	4.78		3.89	4	3.89	
Apples Gala	3 lb bag	4.78	3	4.78					
Apples Red Delicious	per pound					1.49	6	1.49	
Apples Red Delicious	3 lb bag	4.78	3	4.78					
Apples, Processed Juice	64 oz (1/2 gallon)	3.49-3.98	14	3.60					
Avocados Hass	each	1.67-1.99	38	1.77		1.50-2.00	47	1.72	
Bananas	per pound					0.99	4	0.99	
Blueberries	6 oz package	3.33	26	3.33					
Blueberries	1 pint package	2.50	3	2.50		2.50	6	2.50	
Blueberries	18 oz package	4.99	7	4.99					
Cantaloups	each					2.49	21	2.49	
Cantaloups	per pound					1.39	6	1.39	
Cherries Rainier	per pound	5.99-7.99	44	6.31					
Cherries Red Varieties	per pound	2.99-6.99	69	4.44		4.99	26	4.99	
Clementines	2 lb bag					4.99	6	4.99	
Grapes Black Seedless	per pound	2.99	26	2.99					
Grapes Red Seedless	per pound	2.99	26	2.99		2.99	26	2.99	
Grapes White Seedless Type	per pound	2.99	26	2.99		2.99	26	2.99	

Wtd Avg - Simple weighted average



Commodity Variety	Unit	ALASKA U.S.				HAWAII U.S.			
		Price Range	Stores with Ads	Wtd Avg Price	% Marked Local	Price Range	Stores with Ads	Wtd Avg Price	% Marked Local
Honeydews	per pound					1.49	4	1.49	
Kiwifruit Hayward	each	0.49	1	0.49					
Lemons	2 lb bag	3.49	3	3.49		3.49	6	3.49	
Mangoes	each	1.49	1	1.49					
Misc Berries Blackberries	5.6 - 6 oz package	3.00	11	3.00					
Nectarines Various White Flesh Varieties	per pound	1.99	11	1.99		2.69	3	2.69	
Nectarines Various Yellow Flesh Varieties	per pound	1.99-2.89	12	2.07		2.99-3.19	32	3.03	
Oranges Navel	per pound	1.28-1.39	4	1.31		1.59	3	1.59	
Papaya Maradol/Tainung Types	per pound					1.49	21	1.49	
Peaches Various White Flesh Varieties	per pound	1.99	11	1.99					
Peaches Various Yellow Flesh Varieties	per pound	1.99-2.89	12	2.07		2.99	3	2.99	
Pineapples	each	3.28	3	3.28					
Plums	per pound	2.99	1	2.99					
Plums Interspecific Type	per pound					3.99	3	3.99	
Raspberries Red	6 oz package	3.00-3.50	38	3.24					
Strawberries	1 lb package	3.49	1	3.49		3.99	26	3.99	
Strawberries	2 lb package	5.99	11	5.99					
Watermelons Red Flesh Seedless Type	each	8.99	7	8.99					
FRUITS - ORGANIC									
Apples Honeycrisp	per pound	2.99	1	2.99					
Apples Pink Lady/Cripps Pink	per pound					1.99	3	1.99	
Cantaloups	each					3.99	3	3.99	
Cherries Red Varieties	per pound					4.99	3	4.99	
Grapes Black Seedless	per pound					2.99	3	2.99	
Grapes Red Seedless	per pound					2.99	3	2.99	
Grapes White Seedless Type	per pound					2.99	3	2.99	
Misc Berries Blackberries	5.6 - 6 oz package	3.28	3	3.28					
Nectarines Various Yellow Flesh Varieties	per pound	2.99	11	2.99					

Wtd Avg - Simple weighted average



Commodity Variety	Unit	ALASKA U.S.				HAWAII U.S.			
		Price Range	Stores with Ads	Wtd Avg Price	% Marked Local	Price Range	Stores with Ads	Wtd Avg Price	% Marked Local
Peaches Various White Flesh Varieties	per pound	2.99	11	2.99					
Peaches Various Yellow Flesh Varieties	per pound	2.99	11	2.99		2.99	3	2.99	
Pears Bartlett	per pound	1.89	1	1.89					
Pears D'Anjou	per pound					1.99	3	1.99	
Raspberries Red	6 oz package					6.49	21	6.49	
Strawberries	1 lb package	3.50-4.99	37	4.55					
Watermelons Red Flesh Seedless Miniature	each	5.99	26	5.99					
ONIONS AND POTATOES									
Onions, Dry Yellow Marked Sweet	per pound	1.49-1.99	40	1.90		1.49	6	1.49	
Onions, Dry Yellow Marked Sweet	2 lb bag					1.99	4	1.99	
Potatoes Round Red	per pound					0.99	6	0.99	
Potatoes Round Red	5 lb bag	4.98	3	4.98					
Potatoes Yellow Type	5 lb bag	4.98	3	4.98					
ONIONS AND POTATOES - ORGANIC									
Onions, Dry Yellow Marked Sweet	per pound					1.29	3	1.29	
VEGETABLES									
Artichokes	each					5.99	21	5.99	
Asparagus Green	per pound	3.49	11	3.49					
Beans Round Green Type	per pound	2.28	3	2.28					
Broccoli Crown Cut	per pound					1.69	3	1.69	
Brussels Sprouts	per pound	3.49	11	3.49					
Beets	per pound	1.18	3	1.18		1.49	6	1.49	
Cabbage Round Green Type	per pound					0.99	3	0.99	
Carrots Baby Peeled	1 lb bag	1.50	1	1.50		1.59	6	1.59	
Celery	each	1.67	26	1.67					
Cucumbers	each	1.00	1	1.00					
Lettuce, Iceberg	each	1.99	7	1.99		2.39	3	2.39	



Commodity Variety	Unit	ALASKA U.S.				HAWAII U.S.			
		Price Range	Stores with Ads	Wtd Avg Price	% Marked Local	Price Range	Stores with Ads	Wtd Avg Price	% Marked Local
Lettuce, Other Green Leaf	each	1.49	1	1.49					
Lettuce, Other Red Leaf	each	1.49	1	1.49					
Lettuce, Romaine	each	1.49	1	1.49					
Lettuce, Romaine	per pound					2.39	26	2.39	
Mushrooms White	8 oz package					2.50-2.99	7	2.78	
Onions Green	per bunch	0.69	1	0.69					
Peppers, Bell Type Orange	each	1.67	26	1.67					
Peppers, Bell Type Red	each	1.67	26	1.67					
Peppers, Bell Type Yellow	each	1.67	26	1.67					
Peppers, Other Mixed Mini Sweet Types	1 lb package	3.29	1	3.29					
Squash Yellow Crookneck/Straightneck	per pound	1.49	11	1.49					
Squash Zucchini	per pound	1.49	11	1.49					
Tomatoes	per pound	1.49-2.49	18	1.88		1.59-1.89	30	1.85 77	
Tomatoes Vine Ripes-Greenhouse	per pound	2.99	26	2.99					
Tomatoes Vine Ripes, On The Vine-Greenhouse	per pound	1.59	1	1.59					
VEGETABLES - ORGANIC									
Broccoli Baby Hybrid Type	per bunch	2.00	3	2.00					
Celery	each	2.49	1	2.49					
Celery Hearts	each	5.49	33	5.49					
Lettuce, Other Green Leaf	each	1.50	3	1.50					
Lettuce, Other Red Leaf	each	1.50	3	1.50					
Salad Mixed Types	1 lb bag	6.00	26	6.00					
Salad Mixed Types	5 - 9 oz package	3.50	11	3.50					
Tomatoes Vine Ripes, On The Vine-Greenhouse	per pound	2.99	11	2.99					
OTHER SPECIALTY CROPS ITEMS									
Hemp Protein	16 oz package					14.99	3	14.99	
Hemp Seeds-Shellled	8 oz package					10.99	3	10.99	

Wtd Avg - Simple weighted average



Commodity Variety	Unit	ALASKA U.S.				HAWAII U.S.			
		Price Range	Stores with Ads	Wtd Avg Price	% Marked Local	Price Range	Stores with Ads	Wtd Avg Price	% Marked Local
OTHER SPECIALTY CROPS ITEMS - ORGANIC									
Hemp Protein	16 oz package					23.39	3	23.39	
Hemp (Seeds) Oil	4 oz					10.99	3	10.99	
Hemp Seeds-Shelled	4 oz package					4.99	3	4.99	
Hemp Seeds-Shelled	7 oz package					11.89	3	11.89	
Hemp Seeds-Shelled	8 oz package					14.99	3	14.99	
Hemp Seeds-Shelled	12 oz package					16.09	3	16.09	

REGIONAL DEFINITIONS

As used in this report, regions include the following states:

NORTHEAST U.S.	Connecticut, Delaware, Massachusetts, Maryland, Maine, New Hampshire, New jersey, New York, Pennsylvania, Rhode Island and Vermont
SOUTHEAST U.S.	Alabama, Florida, Georgia, Mississippi, North Carolina, South Carolina, Tennessee, Virginia and West Virginia
MIDWEST U.S.	Iowa, Illinois, Indiana, Kentucky, Michigan, Minnesota, North Dakota, Nebraska, Ohio, South Dakota and Wisconsin
SOUTH CENTRAL U.S.	Arkansas, Colorado, Kansas, Louisiana, Missouri, New Mexico, Oklahoma, and Texas
SOUTHWEST U.S.	Arizona, California, Nevada and Utah
NORTHWEST U.S.	Idaho, Montana, Oregon, Washington, and Wyoming
ALASKA U.S.	Alaska
HAWAII U.S.	Hawaii