



Dairy Market News Branch

Agricultural
Marketing
Service

National Retail Report-Dairy

Websites: <http://www.marketnews.usda.gov/mnp/da-home> and <http://www.ams.usda.gov/mnreports/dybretail.pdf>

Volume 83- Number 48

Issued Weekly

Friday, December 2, 2016

Advertised Prices for Dairy Products at Major Retail Supermarket Outlets ending during the period of 12/02/2016 to 12/08/2016

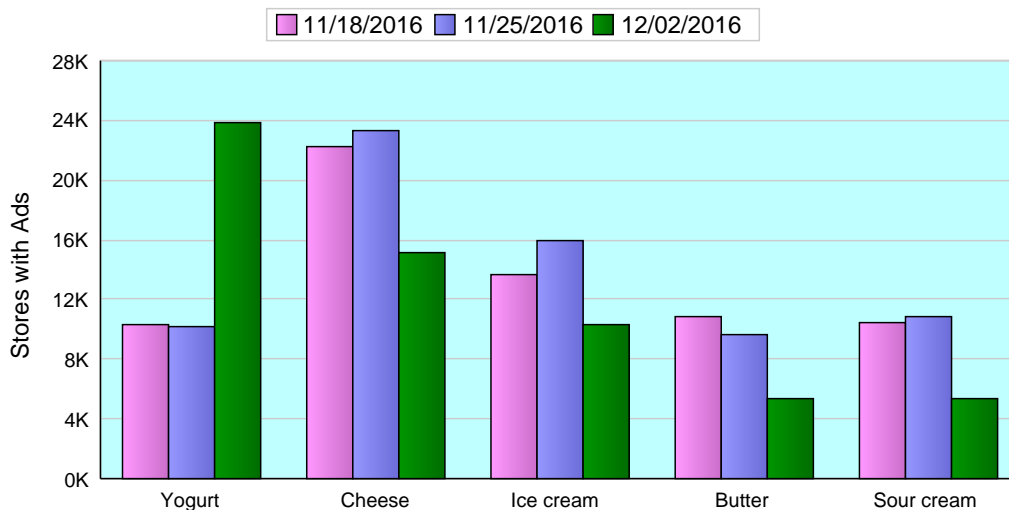
Some updates were made to last week's retail data due to the holiday week schedule. During the current post-Thanksgiving holiday week, total conventional dairy advertisements decreased 25%, while organic dairy ads increased 13%. Conventional butter ads declined 44% and organic butter ads decreased 45%. The national average price for 1 pound conventional butter is \$2.98, while 1 pound organic butter is \$4.85, representing an organic price premium of \$1.87.

Conventional yogurt ads increased 140% and organic yogurt ads increased 110%. The average sale price for 4-6 ounce conventional Greek yogurt is \$0.96, while 4-6 ounce organic Greek yogurt averaged \$1.08. The average sale price for 4-6 ounce conventional yogurt is \$0.52, while 4-6 ounce organic yogurt averaged \$1.10.

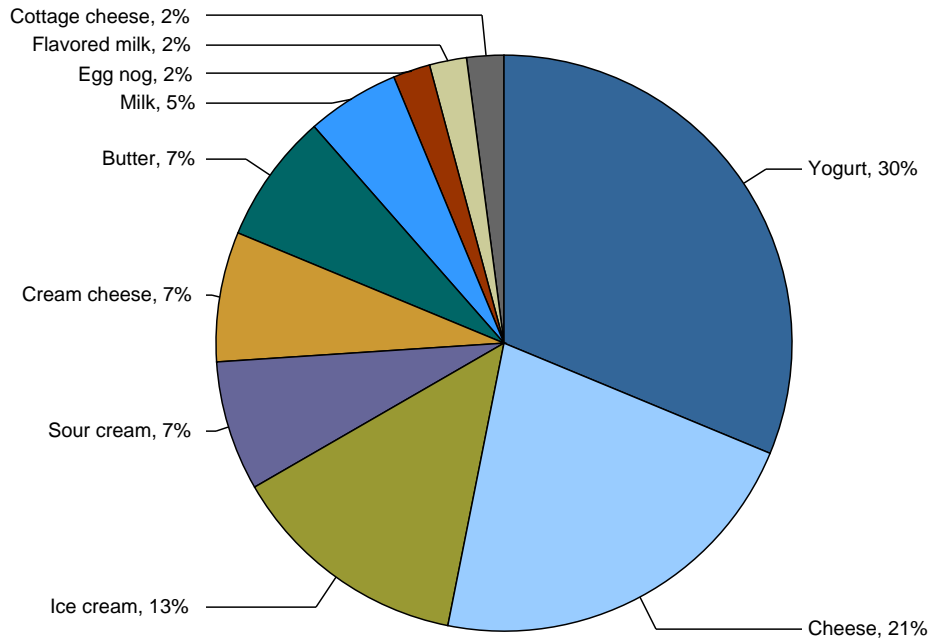
The U.S. advertised price for 8 ounce conventional cheese blocks averaged \$2.25, up 2 cents from last week. Ads for conventional 8 ounce shred cheese averaged \$2.32, up 14 cents from last week. The collective number of conventional cheese ads decreased, 36%, while organic increased 10%.

This week, the difference between the average weighted price for organic half gallon milk, \$4.58, and the average weighted price for conventional half gallon milk, \$1.57, resulted in an organic price premium of \$3.01. Organic milk advertisements decreased 26%, while ads for conventional milk increased 72%.

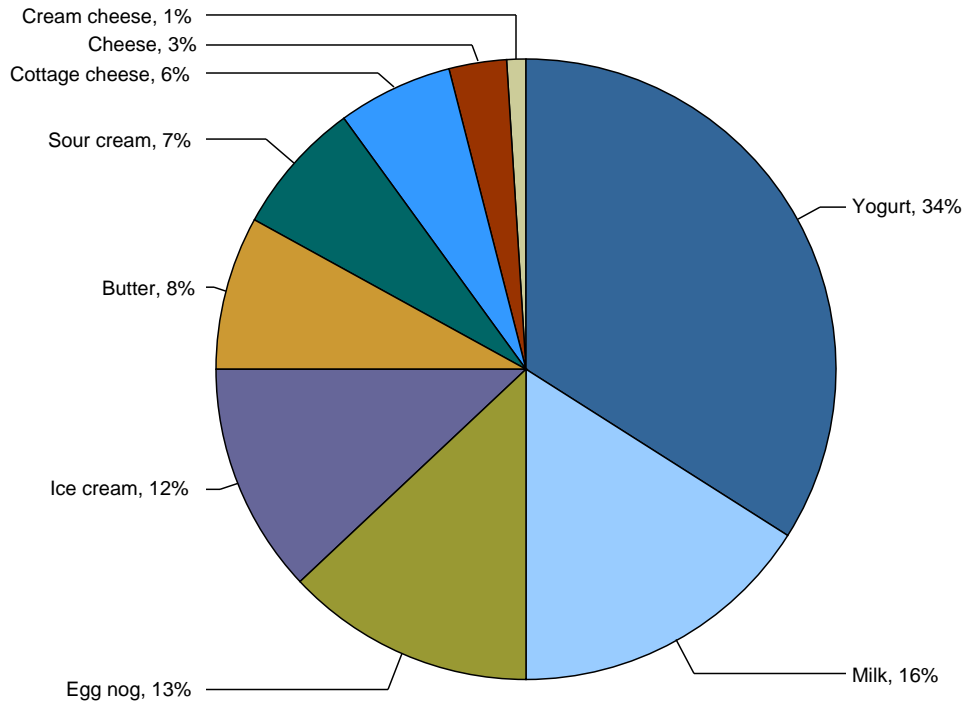
Top 5 Commodities Featured



Percentage of Total Conventional Ads by Commodity



Percentage of Total Organic Ads by Commodity





NATIONAL -- CONVENTIONAL DAIRY PRODUCTS

Commodity	Type	Pack Size	THIS PERIOD		LAST WEEK		LAST YEAR	
			Stores With Ads	Wtd Avg Price	Stores With Ads	Wtd Avg Price	Stores With Ads	Wtd Avg Price
Butter		1 #	4645	2.98	8316	2.60	6281	3.29
Cheese	Natural Varieties	8 oz block	5798	2.25	10766	2.23	10058	2.24
Cheese	Natural Varieties	1 # block	1448	3.15	769	4.32	1716	3.47
Cheese	Natural Varieties	2 # block	1266	6.92	798	6.25	270	5.66
Cheese	Natural Varieties	8 oz shred	4816	2.32	10560	2.18	9849	2.32
Cheese	Natural Varieties	1 # shred	1554	3.24	197	3.68	1559	3.35
Cottage cheese		16 oz	1541	1.88	5436	1.89	1512	2.07
Cream cheese		8 oz	4689	1.35	10925	1.52	9621	1.42
Egg nog		quart	386	2.32	1491	2.79	541	2.39
Egg nog		half gallon	1315	3.57	4138	3.48	650	4.35
Flavored milk	All fat tests	half gallon	654	1.90	6	4.19	763	1.95
Flavored milk	All fat tests	gallon	1028	2.32	227	3.22	716	2.46
Ice cream		48-64oz	9246	3.00	14639	3.19	11654	2.98
Milk	All fat tests	half gallon	499	1.57	264	2.99	667	1.26
Milk	All fat tests	gallon	2675	2.46	1579	2.77	2664	2.43
Sour cream		16 oz	4690	1.47	10719	1.67	6128	1.81
Yogurt	Greek	4-6 oz	11126	.96	4999	.99	14903	.98
Yogurt	Greek	32 oz	1820	4.13	640	4.50	1201	4.42
Yogurt	Yogurt	4-6 oz	6898	.52	1913	.51	5370	.52
Yogurt	Yogurt	32 oz	756	2.43	1039	2.36	1257	2.44

REGIONAL -- CONVENTIONAL DAIRY PRODUCTS

Commodity	Type	Pack Size	NORTHEAST U.S.			SOUTHEAST U.S.			MIDWEST U.S.		
			Price Range	Stores with Ads	Wtd Avg Price	Price Range	Stores with Ads	Wtd Avg Price	Price Range	Stores with Ads	Wtd Avg Price
Butter		1 #	2.50-3.99	613	2.85	2.99	1235	2.99	1.88-3.00	938	2.42
Cheese	Natural Varieties	8 oz block	1.49-3.50	1403	2.13	1.49-2.50	2107	2.29	1.50-3.50	784	2.22
Cheese	Natural Varieties	1 # block	2.99-3.49	207	3.16				2.49-3.99	450	3.13
Cheese	Natural Varieties	2 # block							8.99	180	8.99
Cheese	Natural Varieties	8 oz shred	1.66-2.50	1154	2.22	1.94-2.50	1433	2.43	1.50-2.00	351	1.82
Cheese	Natural Varieties	1 # shred	2.99-3.99	195	3.68				2.49-3.99	450	3.13
Cottage cheese		16 oz	1.00-2.99	640	1.88	1.99	64	1.99	1.00-1.89	329	1.31
Cream cheese		8 oz	0.88-2.99	1253	1.30	0.88-1.50	1737	1.24	0.99-1.00	377	1.00
Egg nog		quart	1.74	161	1.74	2.99	84	2.99			
Egg nog		half gallon	2.49-4.29	883	3.81				3.99	119	3.99
Flavored milk	All fat tests	half gallon				2.29-3.49	148	2.97	1.69-1.99	319	1.89
Flavored milk	All fat tests	gallon				2.49	84	2.49	1.99-2.99	289	2.27
Ice cream		48-64oz	1.99-3.50	1665	2.77	1.99-4.99	3120	3.06	1.98-3.99	1487	3.04
Milk	All fat tests	half gallon				1.67	114	1.67			
Milk	All fat tests	gallon	1.79-2.99	296	2.34	1.99-5.19	439	3.34	1.69-2.99	725	2.09

Wtd Avg - Simple weighted average



National Retail Report - Dairy Vol 83 - No. 48
Friday, December 2, 2016 - Page 4

Commodity	Type	Pack Size	NORTHEAST U.S.			SOUTHEAST U.S.			MIDWEST U.S.		
			Price Range	Stores with Ads	Wtd Avg Price	Price Range	Stores with Ads	Wtd Avg Price	Price Range	Stores with Ads	Wtd Avg Price
Sour cream		16 oz	0.99-1.99	1448	1.51	0.99-1.50	1812	1.14	0.50-2.00	373	1.63
Yogurt	Greek	4-6 oz	0.69-1.25	2041	.99	0.80-1.00	3839	.98	0.75-1.00	1750	.89
Yogurt	Greek	32 oz	3.99-5.00	331	4.47	3.50-5.00	489	4.34	3.99-4.99	360	4.49
Yogurt	Yogurt	4-6 oz	0.40-0.60	1140	.50	0.40-0.60	4437	.52	0.50-0.66	287	.60
Yogurt	Yogurt	32 oz	2.79	108	2.79	2.79	61	2.79			

Commodity	Type	Pack Size	SOUTH CENTRAL U.S.			SOUTHWEST U.S.			NORTHWEST U.S.		
			Price Range	Stores with Ads	Wtd Avg Price	Price Range	Stores with Ads	Wtd Avg Price	Price Range	Stores with Ads	Wtd Avg Price
Butter		1 #	2.49-3.29	255	2.66	2.50-3.50	936	3.11	2.49-4.99	590	3.63
Cheese	Natural Varieties	8 oz block	1.38-2.00	581	1.77	1.99-3.99	764	2.71	1.99	69	1.99
Cheese	Natural Varieties	1 # block	2.49-3.49	340	3.08	2.49-3.49	451	3.22			
Cheese	Natural Varieties	2 # block	5.49-5.99	201	5.69	5.99-8.99	575	7.17	5.99	289	5.99
Cheese	Natural Varieties	8 oz shred	1.38-3.99	775	2.24	2.47-3.50	539	2.81	1.99-2.50	463	2.11
Cheese	Natural Varieties	1 # shred	2.49-3.49	458	3.19	2.49-3.49	451	3.22			
Cottage cheese		16 oz				1.89-2.49	408	2.14	2.50	66	2.50
Cream cheese		8 oz	1.00-2.50	501	1.67	1.99	178	1.99	1.25-1.99	584	1.51
Egg nog		quart	2.49	114	2.49						
Egg nog		half gallon	1.99-3.67	313	2.71						
Flavored milk	All fat tests	half gallon							0.99-1.25	187	1.08
Flavored milk	All fat tests	gallon	2.19-3.99	246	2.85	1.99	120	1.99	1.99	289	1.99
Ice cream		48-64oz	1.98-3.99	1007	2.94	2.50-3.50	1248	3.00	2.50-3.50	634	3.25
Milk	All fat tests	half gallon	0.99-1.99	140	1.43				0.99-1.25	187	1.08
Milk	All fat tests	gallon	2.19-2.99	591	2.65	1.99-2.79	210	2.33	1.99	394	1.99
Sour cream		16 oz	1.47-1.89	319	1.67	1.89-1.99	487	1.94	1.66-2.50	196	1.95
Yogurt	Greek	4-6 oz	0.80-1.00	1124	.91	0.69-1.00	1820	.92	0.79-1.25	455	1.14
Yogurt	Greek	32 oz	4.99	192	4.99	4.99	63	4.99	1.99-3.99	358	2.38
Yogurt	Yogurt	4-6 oz	0.50-0.79	346	.62	0.48-0.50	224	.49	0.40-0.50	419	.47
Yogurt	Yogurt	32 oz				1.88-2.50	169	2.11	2.00-2.50	394	2.37

Commodity	Type	Pack Size	ALASKA U.S.			HAWAII U.S.		
			Price Range	Stores with Ads	Wtd Avg Price	Price Range	Stores with Ads	Wtd Avg Price
Butter		1 #	4.50-4.99	51	4.97	4.99	27	4.99
Cheese	Natural Varieties	8 oz block	2.00	5	2.00	2.50-3.00	85	2.86
Cheese	Natural Varieties	2 # block	6.99	21	6.99			
Cheese	Natural Varieties	8 oz shred	2.00-3.29	16	2.89	2.50-3.00	85	2.86
Cottage cheese		16 oz				3.00	34	3.00
Cream cheese		8 oz	1.50-1.79	32	1.69	1.88	27	1.88
Egg nog		quart				3.00	27	3.00
Ice cream		48-64oz	3.98-4.50	31	4.36	3.50-4.97	54	3.83
Milk	All fat tests	half gallon				3.00-3.69	58	3.29

Wtd Avg - Simple weighted average



Commodity	Type	Pack Size	ALASKA U.S.			HAWAII U.S.		
			Price Range	Stores with Ads	Wtd Avg Price	Price Range	Stores with Ads	Wtd Avg Price
Milk	All fat tests	gallon	3.69	11	3.69	4.77-4.97	9	4.90
Sour cream		16 oz	3.50	28	3.50	2.99	27	2.99
Yogurt	Greek	4-6 oz	1.00-1.48	16	1.36	0.79-1.29	81	1.11
Yogurt	Greek	32 oz				6.49	27	6.49
Yogurt	Yogurt	4-6 oz	0.60	5	.60	0.70	40	.70
Yogurt	Yogurt	32 oz	3.29	21	3.29	3.50	3	3.50

NATIONAL -- ORGANIC DAIRY PRODUCTS

Commodity	Type	Pack Size	THIS PERIOD		LAST WEEK		LAST YEAR	
			Stores With Ads	Wtd Avg Price	Stores With Ads	Wtd Avg Price	Stores With Ads	Wtd Avg Price
Butter		1 #	748	4.85	1348	4.95	555	5.23
Cheese	Natural Varieties	8 oz block	301	3.57			330	4.20
Cheese	Natural Varieties	1 # block			189	5.99		
Cheese	Natural Varieties	2 # block					69	4.99
Cheese	Natural Varieties	8 oz shred					162	3.50
Cheese	Natural Varieties	1 # shred			84	6.99		
Cottage cheese		16 oz	604	2.96	62	3.99		
Cream cheese		8 oz	72	2.50	330	2.78		
Egg nog		quart	1165	4.03	1279	4.22	351	4.14
Ice cream		48-64oz	1083	4.00	1272	4.15		
Milk	All fat tests	half gallon	677	4.58	1569	4.12	2126	4.03
Milk	All fat tests	gallon	492	5.36	381	5.65	435	6.24
Milk	All fat tests	8 oz UHT	278	1.00			1304	.95
Sour cream		16 oz	679	2.49	105	1.50	360	2.49
Yogurt	Greek	4-6 oz	1565	1.08	1142	1.00	515	1.33
Yogurt	Yogurt	4-6 oz	1322	1.10	385	1.30	615	1.25
Yogurt	Yogurt	32 oz	214	3.50				

REGIONAL -- ORGANIC DAIRY PRODUCTS



Commodity	Type	Pack Size	NORTHEAST U.S.			SOUTHEAST U.S.			MIDWEST U.S.		
			Price Range	Stores with Ads	Wtd Avg Price	Price Range	Stores with Ads	Wtd Avg Price	Price Range	Stores with Ads	Wtd Avg Price
Butter		1 #	4.49-4.99	180	4.69	4.49	61	4.49			
Cheese	Natural Varieties	8 oz block							3.29	180	3.29
Cream cheese		8 oz	2.50	72	2.50						
Egg nog		quart				3.99	1083	3.99			
Ice cream		48-64oz				4.00	1083	4.00			
Milk	All fat tests	half gallon	3.99	62	3.99	3.98	195	3.98			
Milk	All fat tests	gallon							5.99	180	5.99
Milk	All fat tests	8 oz UHT							1.00	137	1.00
Sour cream		16 oz							2.50	180	2.50
Yogurt	Greek	4-6 oz				1.00-1.25	1203	1.02			
Yogurt	Yogurt	4-6 oz	1.66	161	1.66	1.00	1083	1.00			
Yogurt	Yogurt	32 oz				3.50	214	3.50			

Commodity	Type	Pack Size	SOUTH CENTRAL U.S.			SOUTHWEST U.S.			NORTHWEST U.S.		
			Price Range	Stores with Ads	Wtd Avg Price	Price Range	Stores with Ads	Wtd Avg Price	Price Range	Stores with Ads	Wtd Avg Price
Butter		1 #	3.99-4.99	154	4.52	3.99-5.99	284	5.17	5.00	69	5.00
Cheese	Natural Varieties	8 oz block	3.99	121	3.99						
Cottage cheese		16 oz	2.50-2.99	255	2.72	2.99	244	2.99	3.49	105	3.49
Egg nog		quart	4.49	82	4.49						
Milk	All fat tests	half gallon				4.49-4.99	383	4.81			
Milk	All fat tests	gallon				5.00	246	5.00	4.99	66	4.99
Milk	All fat tests	8 oz UHT	1.00	141	1.00						
Sour cream		16 oz	2.49-2.50	255	2.50	2.49	244	2.49			
Yogurt	Greek	4-6 oz				1.25	241	1.25	1.25	121	1.25
Yogurt	Yogurt	4-6 oz	1.25	78	1.25						

Commodity	Type	Pack Size	ALASKA U.S.			HAWAII U.S.		
			Price Range	Stores with Ads	Wtd Avg Price	Price Range	Stores with Ads	Wtd Avg Price
Milk	All fat tests	half gallon				5.97-6.29	37	6.26

REGIONAL DEFINITIONS

As used in this report, regions include the following states:

NORTHEAST U.S.	Connecticut, Delaware, Massachusetts, Maryland, Maine, New Hampshire, New jersey, New York, Pennsylvania, Rhode Island and Vermont
SOUTHEAST U.S.	Alabama, Florida, Georgia, Mississippi, North Carolina, South Carolina, Tennessee, Virginia and West Virginia
MIDWEST U.S.	Iowa, Illinois, Indiana, Kentucky, Michigan, Minnesota, North Dakota, Nebraska, Ohio, South Dakota and Wisconsin
SOUTH CENTRAL U.S.	Arkansas, Colorado, Kansas, Louisiana, Missouri, New Mexico, Oklahoma, and Texas
SOUTHWEST U.S.	Arizona, California, Nevada and Utah
NORTHWEST U.S.	Idaho, Montana, Oregon, Washington, and Wyoming
ALASKA	Alaska
HAWAII	Hawaii

Wtd Avg - Simple weighted average



NATIONAL

Continental United States