



Dairy Market News Branch

Agricultural
Marketing
Service

National Retail Report-Dairy

Websites: <http://www.marketnews.usda.gov/mnp/da-home> and <http://www.ams.usda.gov/mnreports/dybretail.pdf>

Volume 83- Number 44

Issued Weekly

Friday, November 4, 2016

Advertised Prices for Dairy Products at Major Retail Supermarket Outlets ending during the period of 11/04/2016 to 11/10/2016

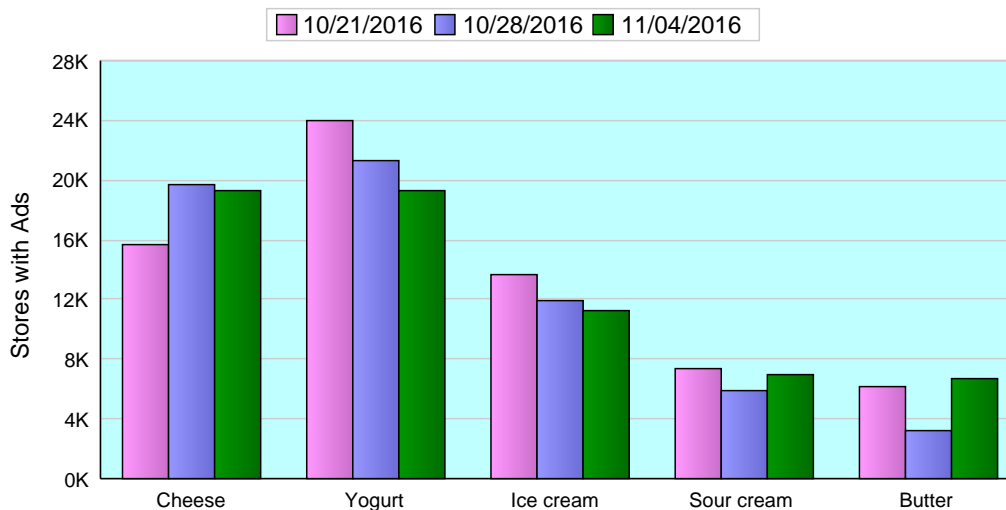
Total conventional dairy advertisements increased 10%, while organic dairy ads declined 23%. The national average price for 1 pound conventional butter is \$2.85, while 1 pound organic butter is \$4.92, representing an organic price premium of \$2.07. Total conventional butter ads increased 94%. Meanwhile, total organic butter ads increased 195%. Advertisements for conventional ice cream in 48-64 ounce containers decreased 2% and the national weighted average advertised price is \$2.97, down 26 cents from last week.

Conventional yogurt ads declined 7% and organic yogurt ads declined 36%. The average price for 4-6 ounce conventional Greek yogurt is \$0.95, while 4-6 ounce organic Greek yogurt averaged \$1.50, an organic price premium of \$0.55. Conventional Greek yogurt in 4-6 ounce containers is the top advertised dairy item this week.

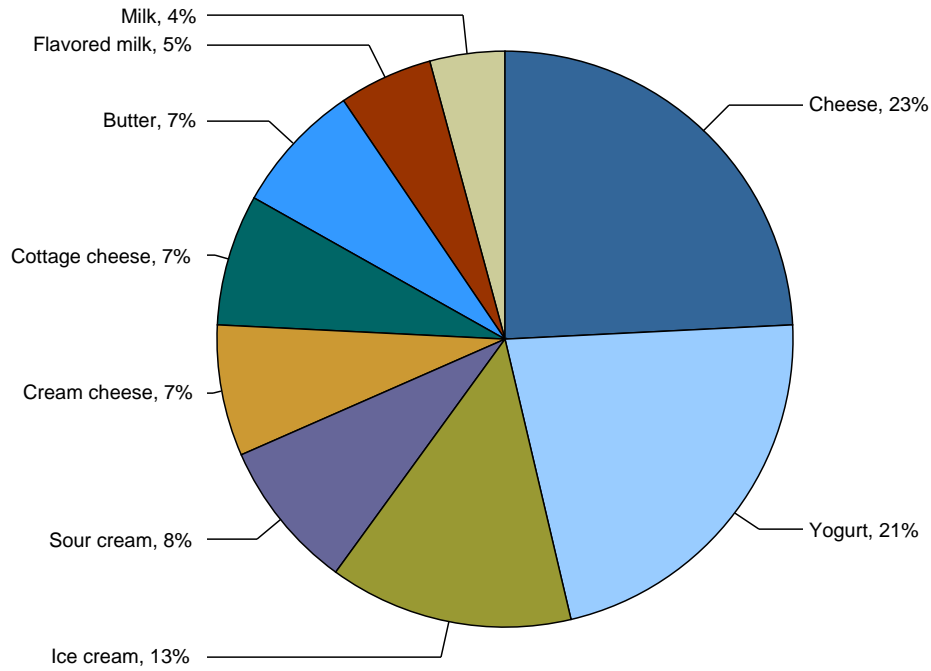
The U.S. advertised price for 8 ounce conventional cheese blocks averaged \$2.12, down 13 cents from last week. Ads for conventional 8 ounce shred cheese averaged \$2.19, down 3 cents from last week. The collective number of conventional cheese ads slightly decreased 1%, while organic declined 44%.

This week, the difference between the average weighted price for organic half gallon milk, \$4.14, and the average weighted price for conventional half gallon milk, \$1.67, resulted in an organic price premium of \$2.47. Organic milk advertisements increased 45%, while ads for conventional milk increased 82%.

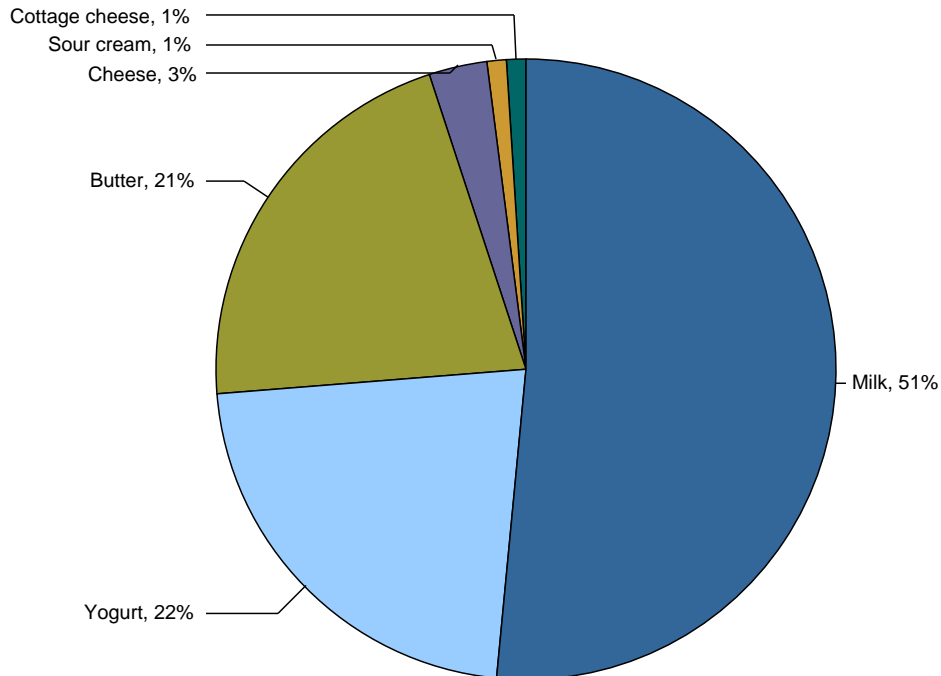
Top 5 Commodities Featured



Percentage of Total Conventional Ads by Commodity



Percentage of Total Organic Ads by Commodity





NATIONAL -- CONVENTIONAL DAIRY PRODUCTS

Commodity	Type	Pack Size	THIS PERIOD		LAST WEEK		LAST YEAR	
			Stores With Ads	Wtd Avg Price	Stores With Ads	Wtd Avg Price	Stores With Ads	Wtd Avg Price
Butter		1 #	5599	2.85	2883	3.31	5773	3.08
Cheese	Natural Varieties	8 oz block	6653	2.12	6608	2.25	6538	2.40
Cheese	Natural Varieties	1 # block	1187	3.49	1600	4.85	3681	4.08
Cheese	Natural Varieties	2 # block	252	6.75	1437	6.76	550	6.05
Cheese	Natural Varieties	8 oz shred	9379	2.19	8580	2.22	8083	2.40
Cheese	Natural Varieties	1 # shred	1655	3.54	1190	4.89	2858	3.81
Cottage cheese		16 oz	5851	1.78	3699	2.05	2809	1.76
Cream cheese		8 oz	5938	1.64	6393	2.12	8482	1.68
Egg nog		quart	107	2.77	574	2.78	177	2.55
Egg nog		half gallon	141	3.59				
Flavored milk	All fat tests	half gallon	4249	2.14	575	2.43	314	2.23
Flavored milk	All fat tests	gallon	347	3.05	2172	2.65	350	2.04
Ice cream		48-64oz	11207	2.97	11490	3.23	11191	2.98
Milk	All fat tests	half gallon	2165	1.67	243	2.09	373	2.31
Milk	All fat tests	gallon	1009	2.16	1503	2.54	3112	2.22
Sour cream		16 oz	6920	1.67	4789	1.76	5821	1.71
Yogurt	Greek	4-6 oz	12407	.95	10383	.99	13667	.94
Yogurt	Greek	32 oz	376	3.99	1007	4.06	753	4.05
Yogurt	Yogurt	4-6 oz	4604	.52	7039	.52	6966	.52
Yogurt	Yogurt	32 oz	796	2.96	1202	2.76	845	2.60

REGIONAL -- CONVENTIONAL DAIRY PRODUCTS

Commodity	Type	Pack Size	NORTHEAST U.S.			SOUTHEAST U.S.			MIDWEST U.S.		
			Price Range	Stores with Ads	Wtd Avg Price	Price Range	Stores with Ads	Wtd Avg Price	Price Range	Stores with Ads	Wtd Avg Price
Butter		1 #	2.49-4.49	1038	3.07	1.99-3.50	816	2.50	1.99-3.49	1061	2.47
Cheese	Natural Varieties	8 oz block	1.50-3.29	2794	2.24	1.67-2.50	828	2.14	2.00-2.49	654	2.10
Cheese	Natural Varieties	1 # block	1.99-6.99	435	2.95	3.33	120	3.33	4.99	213	4.99
Cheese	Natural Varieties	2 # block							6.99	69	6.99
Cheese	Natural Varieties	8 oz shred	1.50-2.99	2249	2.33	1.67-2.50	1684	2.05	1.50-2.99	1014	2.21
Cheese	Natural Varieties	1 # shred	3.99	135	3.99	3.33	120	3.33	3.33-4.99	544	3.98
Cottage cheese		16 oz	1.89-2.50	1569	2.06	0.79-2.00	1716	1.70	0.79-2.29	580	1.33
Cream cheese		8 oz	0.88-2.50	1691	1.70	0.88-1.69	1473	1.34	1.00-1.69	743	1.49
Egg nog		quart							2.77	107	2.77
Egg nog		half gallon	3.99	84	3.99				2.99	57	2.99
Flavored milk	All fat tests	half gallon	2.00-2.99	861	2.33	0.88-2.50	2459	2.25	0.88-0.99	489	.96
Flavored milk	All fat tests	gallon	2.99-4.49	146	3.85				1.49-2.99	150	2.30
Ice cream		48-64oz	1.99-4.00	3849	2.86	2.00-4.99	2059	2.89	1.99-3.99	1069	3.11
Milk	All fat tests	half gallon	2.00-2.99	531	2.25	0.88-4.29	608	2.14	0.98-0.99	531	.99
Milk	All fat tests	gallon				1.99	87	1.99	1.99-2.79	339	2.15

Wtd Avg - Simple weighted average



National Retail Report - Dairy Vol 83 - No. 44
Friday, November 4, 2016 - Page 4

Commodity	Type	Pack Size	NORTHEAST U.S.			SOUTHEAST U.S.			MIDWEST U.S.		
			Price Range	Stores with Ads	Wtd Avg Price	Price Range	Stores with Ads	Wtd Avg Price	Price Range	Stores with Ads	Wtd Avg Price
Sour cream		16 oz	1.39-2.50	2279	1.91	0.79-2.00	2114	1.64	0.79-1.89	961	1.33
Yogurt	Greek	4-6 oz	0.79-1.25	3069	1.04	1.00-1.25	2420	1.01	0.69-1.00	985	.92
Yogurt	Greek	32 oz	3.49-4.99	178	4.00				3.99	57	3.99
Yogurt	Yogurt	4-6 oz	0.40-0.60	1491	.50	0.49-0.50	1082	.50	0.45-1.00	712	.61
Yogurt	Yogurt	32 oz	2.50-3.99	247	3.10	2.00	195	2.00	1.88-3.99	185	3.20

Commodity	Type	Pack Size	SOUTH CENTRAL U.S.			SOUTHWEST U.S.			NORTHWEST U.S.		
			Price Range	Stores with Ads	Wtd Avg Price	Price Range	Stores with Ads	Wtd Avg Price	Price Range	Stores with Ads	Wtd Avg Price
Butter		1 #	1.99-4.49	820	2.67	1.99-4.49	1284	3.17	2.49-3.50	545	3.15
Cheese	Natural Varieties	8 oz block	1.25-2.99	1247	1.95	1.25-2.99	932	2.15	0.99-1.25	166	1.09
Cheese	Natural Varieties	1 # block	3.49	78	3.49	2.99	241	2.99	2.99	66	2.99
Cheese	Natural Varieties	2 # block				5.99-7.99	178	6.69			
Cheese	Natural Varieties	8 oz shred	1.25-2.49	1493	1.91	1.25-3.50	2142	2.38	0.99-2.50	744	1.99
Cheese	Natural Varieties	1 # shred	3.33-3.49	429	3.36	2.99-3.33	361	3.10	2.99	66	2.99
Cottage cheese		16 oz	0.79-2.29	705	1.47	1.25-2.50	842	2.05	1.50-2.00	394	1.63
Cream cheese		8 oz	0.98-2.50	409	1.86	1.33-2.49	1074	1.98	1.50-2.00	482	1.63
Flavored milk	All fat tests	half gallon	2.39	74	2.39	1.49-2.99	366	2.50			
Flavored milk	All fat tests	gallon	2.99	51	2.99						
Ice cream		48-64oz	2.49-5.50	1286	3.37	1.88-3.50	2339	2.98	1.99-3.50	482	2.52
Milk	All fat tests	half gallon	0.99-1.49	429	1.15				1.49	66	1.49
Milk	All fat tests	gallon	2.89-2.99	181	2.96	1.49-1.99	297	1.79	1.99	105	1.99
Sour cream		16 oz	0.79-1.89	552	1.16	1.25-2.49	593	1.95	1.50-2.00	416	1.65
Yogurt	Greek	4-6 oz	0.60-1.00	1386	.85	0.77-1.00	3295	.92	0.69-1.00	1110	.82
Yogurt	Greek	32 oz	3.99	141	3.99						
Yogurt	Yogurt	4-6 oz	0.40-0.60	540	.50	0.50	589	.50	0.44-0.50	166	.48
Yogurt	Yogurt	32 oz							2.99-3.99	166	3.62

Commodity	Type	Pack Size	ALASKA U.S.			HAWAII U.S.		
			Price Range	Stores with Ads	Wtd Avg Price	Price Range	Stores with Ads	Wtd Avg Price
Butter		1 #	2.99-3.99	35	3.66			
Cheese	Natural Varieties	8 oz block	1.25	2	1.25	3.00	30	3.00
Cheese	Natural Varieties	1 # block				5.99	34	5.99
Cheese	Natural Varieties	2 # block	4.99-5.98	5	5.58			
Cheese	Natural Varieties	8 oz shred	1.79-2.49	23	2.43	3.00	30	3.00
Cottage cheese		16 oz	2.00	21	2.00	2.69	24	2.69
Cream cheese		8 oz	2.00-2.98	5	2.59	1.50-2.50	61	2.11
Ice cream		48-64oz	3.99	11	3.99	3.50-4.99	112	4.28
Sour cream		16 oz	2.00-2.48	5	2.29			
Yogurt	Greek	4-6 oz	0.88-1.50	72	1.18	1.00-1.25	70	1.22
Yogurt	Yogurt	4-6 oz				0.70	24	.70

Wtd Avg - Simple weighted average



Commodity	Type	Pack Size	ALASKA U.S.			HAWAII U.S.		
			Price Range	Stores with Ads	Wtd Avg Price	Price Range	Stores with Ads	Wtd Avg Price
Yogurt	Yogurt	32 oz	2.98	3	2.98			

NATIONAL -- ORGANIC DAIRY PRODUCTS

Commodity	Type	Pack Size	THIS PERIOD		LAST WEEK		LAST YEAR	
			Stores With Ads	Wtd Avg Price	Stores With Ads	Wtd Avg Price	Stores With Ads	Wtd Avg Price
Butter		1 #	1035	4.92	351	4.71	265	5.09
Cheese	Natural Varieties	8 oz block			246	6.99		
Cheese	Natural Varieties	8 oz shred	137	4.49			267	3.69
Cottage cheese		16 oz	51	3.49	770	3.07		
Egg nog		quart					63	3.49
Ice cream		48-64oz			448	4.99	294	5.77
Milk	All fat tests	half gallon	1811	4.14	1549	4.01	534	4.43
Milk	All fat tests	gallon	381	5.65			317	6.70
Milk	All fat tests	8 oz UHT	284	1.07	156	1.00	1690	.95
Sour cream		16 oz	69	2.49	1097	3.17		
Yogurt	Greek	4-6 oz	84	1.50	1041	1.28	849	1.18
Yogurt	Greek	32 oz	411	4.55	283	3.24	84	5.49
Yogurt	Yogurt	4-6 oz	145	1.11	364	1.29		
Yogurt	Yogurt	32 oz	439	3.65			69	3.50

REGIONAL -- ORGANIC DAIRY PRODUCTS

Commodity	Type	Pack Size	NORTHEAST U.S.			SOUTHEAST U.S.			MIDWEST U.S.		
			Price Range	Stores with Ads	Wtd Avg Price	Price Range	Stores with Ads	Wtd Avg Price	Price Range	Stores with Ads	Wtd Avg Price
Butter		1 #	3.99-5.99	304	5.18	4.49	61	4.49			
Cheese	Natural Varieties	8 oz shred	4.49	137	4.49						
Milk	All fat tests	half gallon	3.98-4.99	269	4.50	3.99	1083	3.99	3.99	69	3.99
Milk	All fat tests	gallon	5.99	167	5.99	5.39	214	5.39			
Milk	All fat tests	8 oz UHT	0.99-1.16	284	1.07						
Yogurt	Greek	4-6 oz	1.50	84	1.50						

Wtd Avg - Simple weighted average



Commodity	Type	Pack Size	NORTHEAST U.S.			SOUTHEAST U.S.			MIDWEST U.S.		
			Price Range	Stores with Ads	Wtd Avg Price	Price Range	Stores with Ads	Wtd Avg Price	Price Range	Stores with Ads	Wtd Avg Price
Yogurt	Greek	32 oz				2.99	101	2.99			
Yogurt	Yogurt	4-6 oz	1.00	84	1.00						
Yogurt	Yogurt	32 oz	3.50-3.99	439	3.65						

Commodity	Type	Pack Size	SOUTH CENTRAL U.S.			SOUTHWEST U.S.			NORTHWEST U.S.		
			Price Range	Stores with Ads	Wtd Avg Price	Price Range	Stores with Ads	Wtd Avg Price	Price Range	Stores with Ads	Wtd Avg Price
Butter		1 #	3.99	114	3.99	4.99	246	4.99	4.99	289	4.99
Cottage cheese		16 oz	3.49	51	3.49						
Milk	All fat tests	half gallon							2.99-3.99	317	3.72
Sour cream		16 oz							2.49	69	2.49
Yogurt	Greek	32 oz							4.99	289	4.99
Yogurt	Yogurt	4-6 oz							1.25	61	1.25

Commodity	Type	Pack Size	ALASKA U.S.			HAWAII U.S.		
			Price Range	Stores with Ads	Wtd Avg Price	Price Range	Stores with Ads	Wtd Avg Price
Butter		1 #	5.49	21	5.49			
Milk	All fat tests	half gallon	3.99-6.98	39	6.14	7.99	34	7.99
Yogurt	Greek	32 oz	5.99	21	5.99			

REGIONAL DEFINITIONS

As used in this report, regions include the following states:

NORTHEAST U.S.	Connecticut, Delaware, Massachusetts, Maryland, Maine, New Hampshire, New jersey, New York, Pennsylvania, Rhode Island and Vermont
SOUTHEAST U.S.	Alabama, Florida, Georgia, Mississippi, North Carolina, South Carolina, Tennessee, Virginia and West Virginia
MIDWEST U.S.	Iowa, Illinois, Indiana, Kentucky, Michigan, Minnesota, North Dakota, Nebraska, Ohio, South Dakota and Wisconsin
SOUTH CENTRAL U.S.	Arkansas, Colorado, Kansas, Louisiana, Missouri, New Mexico, Oklahoma, and Texas
SOUTHWEST U.S.	Arizona, California, Nevada and Utah
NORTHWEST U.S.	Idaho, Montana, Oregon, Washington, and Wyoming
ALASKA	Alaska
HAWAII	Hawaii
NATIONAL	Continental United States