



Dairy Market News Branch

Agricultural
Marketing
Service

National Retail Report-Dairy

Websites: <http://www.marketnews.usda.gov/mnp/da-home> and <http://www.ams.usda.gov/mnreports/dybretail.pdf>

Volume 83- Number 27

Issued Weekly

Wednesday, June 8, 2016

Advertised Prices for Dairy Products at Major Retail Supermarket Outlets ending during the period of 07/08/2016 to 07/14/2016


Total conventional dairy ad numbers decreased 6%, while organic dairy ad numbers increased 133%. Conventional cream cheese in 8 oz. containers ad numbers dropped 63%, with an average price of \$1.77. Ice cream in 48-64 oz. containers saw ads increase 18%, with an average price of \$2.92. Greek yogurt in 4-6 oz. containers has a price of \$.96, up \$.02 from last week.

The U.S. advertised price for 8 ounce conventional cheese blocks averaged \$2.33, up 10 cents from last week; 8 ounce shred cheese averaged \$2.30, up 14 cents from last week. Ads for 8 ounce organic shred cheese average \$3.70, down 29 cents compared to the previous week.

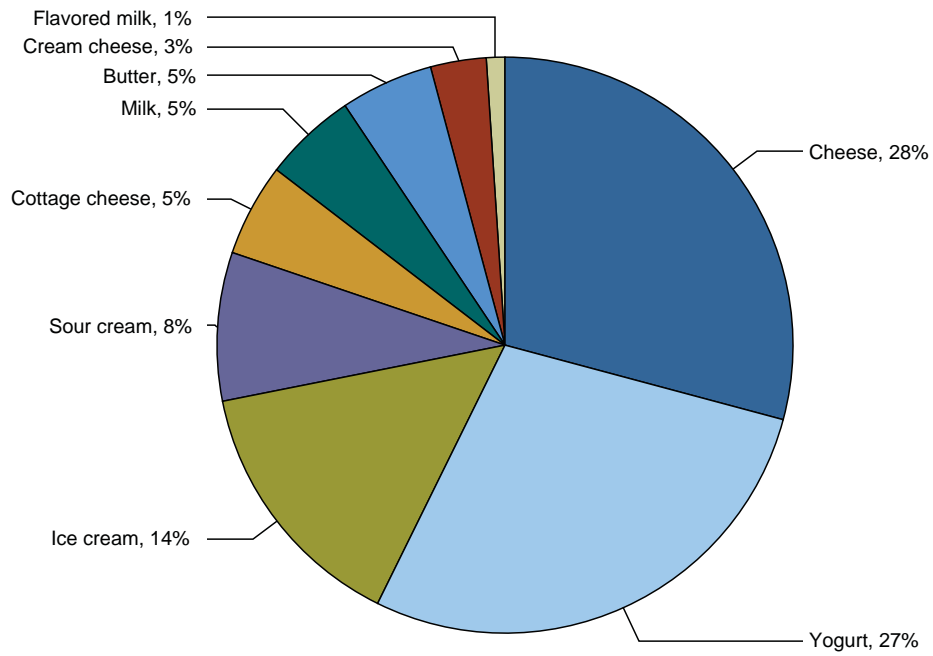
The price spread between organic and conventional half gallon milk is \$1.57. Last week the spread was \$2.15. The price spread is the difference between the national weighted average price for organic, \$3.59, and conventional, \$2.02. Both conventional and organic milk ad numbers saw significant increases this current survey period, conventional milk more than doubled while organic milk numbers are almost tripled.

The price spread between organic and conventional butter is \$2.02. The price spread is the difference between national weighted average prices for organic, \$5.21, and conventional, \$3.19. When compared to the previous week, the volume of ad numbers for conventional butter declined 31%, and organic ad numbers declined by 24%.

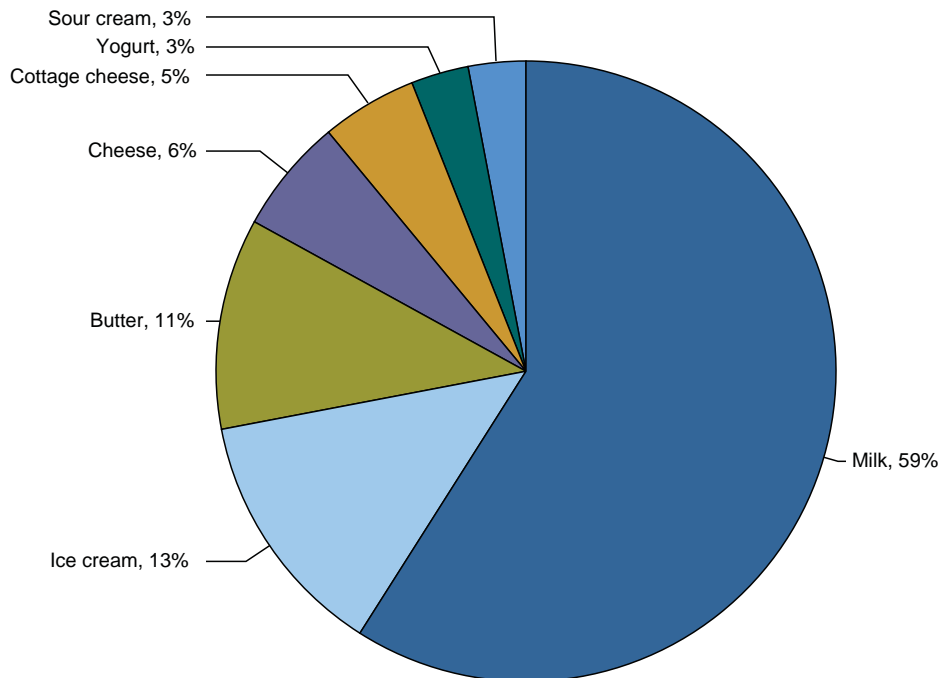
Top 5 Commodities Featured



Percentage of Total Conventional Ads by Commodity



Percentage of Total Organic Ads by Commodity





NATIONAL -- CONVENTIONAL DAIRY PRODUCTS

Commodity	Type	Pack Size	THIS PERIOD		LAST WEEK		LAST YEAR	
			Stores With Ads	Wtd Avg Price	Stores With Ads	Wtd Avg Price	Stores With Ads	Wtd Avg Price
Butter		1 #	4375	3.19	6339	3.38	2931	3.02
Cheese	Natural Varieties	8 oz block	7608	2.33	10309	2.23	7951	2.28
Cheese	Natural Varieties	1 # block	3403	4.88	3043	4.33	2791	4.27
Cheese	Natural Varieties	2 # block	1566	5.97	1079	6.22	2062	6.83
Cheese	Natural Varieties	8 oz shred	9787	2.30	10366	2.16	9463	2.34
Cheese	Natural Varieties	1 # shred	2964	4.14	1876	3.12	1936	3.93
Cottage cheese		16 oz	5041	2.07	5371	1.79	3659	2.11
Cream cheese		8 oz	2606	1.77	7092	1.78	4458	1.80
Flavored milk	All fat tests	half gallon	466	2.26	635	3.00	942	2.10
Flavored milk	All fat tests	gallon	662	2.82	570	3.68	294	3.13
Ice cream		48-64oz	13263	2.92	11228	2.95	17234	3.10
Milk	All fat tests	half gallon	1549	2.02	675	2.34	822	2.50
Milk	All fat tests	gallon	3383	2.32	1726	2.28	3146	2.81
Sour cream		16 oz	7185	1.81	12734	1.72	8303	1.77
Yogurt	Greek	4-6 oz	13843	.96	13025	.94	18119	.93
Yogurt	Greek	32 oz	3661	3.96	1201	4.56	1049	4.19
Yogurt	Yogurt	4-6 oz	6945	.52	6731	.56	5941	.50
Yogurt	Yogurt	32 oz	352	2.17	744	3.12	1184	2.44

REGIONAL -- CONVENTIONAL DAIRY PRODUCTS

Commodity	Type	Pack Size	NORTHEAST U.S.			SOUTHEAST U.S.			MIDWEST U.S.		
			Price Range	Stores with Ads	Wtd Avg Price	Price Range	Stores with Ads	Wtd Avg Price	Price Range	Stores with Ads	Wtd Avg Price
Butter		1 #	2.29-4.59	1588	3.42	2.49-3.48	1063	3.42	1.77-3.49	630	2.81
Cheese	Natural Varieties	8 oz block	1.66-3.00	3047	2.36	1.67-3.00	1799	2.33	1.88-2.50	1103	2.12
Cheese	Natural Varieties	1 # block	2.99-6.99	2279	5.21	4.00	502	4.00			
Cheese	Natural Varieties	2 # block				4.99	184	4.99			
Cheese	Natural Varieties	8 oz shred	1.66-3.00	3538	2.46	1.67-3.00	1964	2.25	1.88-2.50	1053	2.15
Cheese	Natural Varieties	1 # shred	3.99-4.22	453	4.15	4.00	502	4.00	4.22	810	4.22
Cottage cheese		16 oz	1.50-2.79	1398	2.08	1.49-2.50	1300	2.05	1.75-2.00	200	1.85
Cream cheese		8 oz	1.50-2.50	1427	1.78	1.50	214	1.50			
Flavored milk	All fat tests	half gallon	1.99	167	1.99				1.99	53	1.99
Flavored milk	All fat tests	gallon							2.99-3.49	163	3.32
Ice cream		48-64oz	1.99-4.99	2987	2.75	2.00-5.48	4094	2.85	2.49-3.99	2158	2.96
Milk	All fat tests	half gallon	2.49	651	2.49				1.00-2.99	345	1.57
Milk	All fat tests	gallon	1.69-2.50	396	2.17	1.99-2.39	274	2.12	1.69-2.75	817	2.14
Sour cream		16 oz	1.48-2.00	2259	1.66	1.49-2.00	2126	1.96	1.50-1.88	342	1.62
Yogurt	Greek	4-6 oz	0.85-1.25	3946	.97	0.88-1.00	2639	.98	0.77-1.00	2352	.96
Yogurt	Greek	32 oz	3.99	377	3.99	3.00-3.99	1216	3.82	3.99-5.29	296	4.78
Yogurt	Yogurt	4-6 oz	0.35-1.00	1842	.53	0.50-0.60	2324	.54	0.38-0.59	1048	.48

Wtd Avg - Simple weighted average



Commodity	Type	Pack Size	NORTHEAST U.S.			SOUTHEAST U.S.			MIDWEST U.S.		
			Price Range	Stores with Ads	Wtd Avg Price	Price Range	Stores with Ads	Wtd Avg Price	Price Range	Stores with Ads	Wtd Avg Price
Yogurt	Yogurt	32 oz	1.99-2.49	227	2.12						

Commodity	Type	Pack Size	SOUTH CENTRAL U.S.			SOUTHWEST U.S.			NORTHWEST U.S.		
			Price Range	Stores with Ads	Wtd Avg Price	Price Range	Stores with Ads	Wtd Avg Price	Price Range	Stores with Ads	Wtd Avg Price
Butter		1 #	2.49	276	2.49	2.49-2.50	292	2.50	2.99-3.50	515	3.28
Cheese	Natural Varieties	8 oz block	2.00-3.33	304	2.97	1.50-3.50	1158	2.31	1.00-2.99	138	2.00
Cheese	Natural Varieties	1 # block	4.00-5.99	176	5.37	2.99-5.00	314	3.72	3.99-4.99	130	4.46
Cheese	Natural Varieties	2 # block	4.99-6.49	465	5.36	4.77-7.99	644	6.46	4.99-7.99	271	6.54
Cheese	Natural Varieties	8 oz shred	0.79-3.33	1374	2.35	1.50-2.99	1518	2.12	1.00-2.00	279	1.75
Cheese	Natural Varieties	1 # shred	2.99-4.22	1110	4.12				3.99	69	3.99
Cottage cheese		16 oz	1.50-2.99	566	2.18	1.49-2.99	1161	1.97	1.49-2.50	358	2.31
Cream cheese		8 oz	1.50-2.00	123	1.71	1.50-1.99	649	1.82	1.50-1.99	166	1.81
Flavored milk	All fat tests	half gallon				2.50	246	2.50			
Flavored milk	All fat tests	gallon	1.99-3.99	195	2.75	1.89-2.99	298	2.55			
Ice cream		48-64oz	1.79-3.99	1763	3.02	2.49-3.99	1992	2.91	4.99	66	4.99
Milk	All fat tests	half gallon	1.00-2.49	315	1.57				1.25-1.99	187	1.73
Milk	All fat tests	gallon	1.97-3.50	747	2.39	1.85-3.99	1041	2.55	1.99	105	1.99
Sour cream		16 oz	1.39-2.00	740	1.77	1.49-2.29	1242	1.92	1.50-2.00	394	1.63
Yogurt	Greek	4-6 oz	0.69-1.00	1592	.89	0.79-1.25	2547	.95	0.88-1.50	698	.96
Yogurt	Greek	32 oz	4.99-5.49	324	5.24	4.49-4.99	360	4.65	2.50-3.99	1077	3.28
Yogurt	Yogurt	4-6 oz	0.40-0.66	479	.49	0.39-0.50	766	.45	0.40-0.50	364	.45
Yogurt	Yogurt	32 oz				2.49	62	2.49	2.00	61	2.00

Commodity	Type	Pack Size	ALASKA U.S.			HAWAII U.S.		
			Price Range	Stores with Ads	Wtd Avg Price	Price Range	Stores with Ads	Wtd Avg Price
Butter		1 #	3.49	11	3.49			
Cheese	Natural Varieties	8 oz block	3.50	28	3.50	2.49-2.50	31	2.49
Cheese	Natural Varieties	1 # block	5.49	2	5.49			
Cheese	Natural Varieties	2 # block	4.99	2	4.99			
Cheese	Natural Varieties	8 oz shred	3.00-3.50	30	3.47	2.49-2.50	31	2.49
Cheese	Natural Varieties	1 # shred	5.62	8	5.62	5.62	12	5.62
Cottage cheese		16 oz	2.00-3.98	58	3.07			
Cream cheese		8 oz				2.00	27	2.00
Flavored milk	All fat tests	gallon				4.97	6	4.97
Ice cream		48-64oz	3.98-6.99	75	5.51	3.33-6.00	128	4.92
Milk	All fat tests	half gallon	2.19-3.99	17	2.83	3.00	34	3.00
Milk	All fat tests	gallon				4.99	3	4.99
Sour cream		16 oz	2.00-3.28	55	2.67	1.99	27	1.99
Yogurt	Greek	4-6 oz	0.90-1.50	31	1.07	1.20-1.25	38	1.24
Yogurt	Greek	32 oz	4.29	11	4.29			

Wtd Avg - Simple weighted average



Commodity	Type	Pack Size	ALASKA U.S.			HAWAII U.S.		
			Price Range	Stores with Ads	Wtd Avg Price	Price Range	Stores with Ads	Wtd Avg Price
Yogurt	Yogurt	4-6 oz	0.50-1.00	58	.76	0.49-0.80	64	.66
Yogurt	Yogurt	32 oz	2.50	2	2.50			

NATIONAL -- ORGANIC DAIRY PRODUCTS

Commodity	Type	Pack Size	THIS PERIOD		LAST WEEK		LAST YEAR	
			Stores With Ads	Wtd Avg Price	Stores With Ads	Wtd Avg Price	Stores With Ads	Wtd Avg Price
Butter		1 #	926	5.21	1225	5.42	180	5.99
Cheese	Natural Varieties	8 oz block					162	2.99
Cheese	Natural Varieties	8 oz shred	468	3.70	194	3.99	162	2.99
Cheese	Natural Varieties	1 # shred			82	3.99		
Cottage cheese		16 oz	378	3.31	84	3.99	137	4.99
Ice cream		48-64oz	1083	3.50			142	4.98
Milk	All fat tests	half gallon	3566	3.59	1200	4.49	2486	3.63
Milk	All fat tests	gallon	496	6.38	435	6.36	550	5.49
Milk	All fat tests	8 oz UHT	729	1.00	69	.75	84	1.00
Sour cream		16 oz	219	2.39	189	2.60	289	1.99
Yogurt	Greek	4-6 oz	120	1.25			509	1.11
Yogurt	Yogurt	4-6 oz	118	3.69				

REGIONAL -- ORGANIC DAIRY PRODUCTS

Commodity	Type	Pack Size	NORTHEAST U.S.			SOUTHEAST U.S.			MIDWEST U.S.		
			Price Range	Stores with Ads	Wtd Avg Price	Price Range	Stores with Ads	Wtd Avg Price	Price Range	Stores with Ads	Wtd Avg Price
Butter		1 #	5.00-5.69	146	5.29	5.99	84	5.99			
Cheese	Natural Varieties	8 oz shred	2.99-3.49	192	3.27						
Cottage cheese		16 oz	3.99	84	3.99				3.00	180	3.00
Ice cream		48-64oz				3.50	1083	3.50			
Milk	All fat tests	half gallon	2.99-4.99	725	3.88	2.99-4.49	335	3.26	2.99-4.79	909	3.64
Milk	All fat tests	gallon	5.99	84	5.99						
Milk	All fat tests	8 oz UHT							1.00	137	1.00

Wtd Avg - Simple weighted average



Commodity	Type	Pack Size	NORTHEAST U.S.			SOUTHEAST U.S.			MIDWEST U.S.		
			Price Range	Stores with Ads	Wtd Avg Price	Price Range	Stores with Ads	Wtd Avg Price	Price Range	Stores with Ads	Wtd Avg Price
Yogurt	Greek	4-6 oz	1.25	59	1.25	1.25	61	1.25			
Yogurt	Yogurt	4-6 oz	3.69	118	3.69						

Commodity	Type	Pack Size	SOUTH CENTRAL U.S.			SOUTHWEST U.S.			NORTHWEST U.S.		
			Price Range	Stores with Ads	Wtd Avg Price	Price Range	Stores with Ads	Wtd Avg Price	Price Range	Stores with Ads	Wtd Avg Price
Butter		1 #	3.99	276	3.99	5.99	246	5.99	5.00-5.99	174	5.60
Cheese	Natural Varieties	8 oz shred	3.99	276	3.99						
Cottage cheese		16 oz	3.29	114	3.29						
Milk	All fat tests	half gallon	2.99	550	2.99	2.99-4.49	737	3.94	2.99-3.99	292	3.35
Milk	All fat tests	gallon				6.99	246	6.99	5.49-5.99	166	5.67
Milk	All fat tests	8 oz UHT	1.00	141	1.00	1.00	451	1.00			
Sour cream		16 oz	2.49	114	2.49				2.29	105	2.29

Commodity	Type	Pack Size	ALASKA U.S.			HAWAII U.S.		
			Price Range	Stores with Ads	Wtd Avg Price	Price Range	Stores with Ads	Wtd Avg Price
Milk	All fat tests	half gallon	2.99	11	2.99	5.00-5.97	7	5.42

REGIONAL DEFINITIONS

As used in this report, regions include the following states:

NORTHEAST U.S.	Connecticut, Delaware, Massachusetts, Maryland, Maine, New Hampshire, New jersey, New York, Pennsylvania, Rhode Island and Vermont
SOUTHEAST U.S.	Alabama, Florida, Georgia, Mississippi, North Carolina, South Carolina, Tennessee, Virginia and West Virginia
MIDWEST U.S.	Iowa, Illinois, Indiana, Kentucky, Michigan, Minnesota, North Dakota, Nebraska, Ohio, South Dakota and Wisconsin
SOUTH CENTRAL U.S.	Arkansas, Colorado, Kansas, Louisiana, Missouri, New Mexico, Oklahoma, and Texas
SOUTHWEST U.S.	Arizona, California, Nevada and Utah
NORTHWEST U.S.	Idaho, Montana, Oregon, Washington, and Wyoming
ALASKA	Alaska
HAWAII	Hawaii
NATIONAL	Continental United States