

# National Potato and Onion Report



United States  
Department of  
Agriculture

Agricultural Marketing Service  
Fruit and Vegetable Programs  
Market News Branch

Federal-State Market News Service  
1820 E. 17<sup>th</sup> Street, Suite 100  
Idaho Falls, Idaho 83404  
Phone: 208-525-0166  
FAX: 208-525-5546

Website:  
<http://www.marketnews.usda.gov/portal/>

Volume CI Number 88

Issued Daily

Tuesday, May 7, 2019

## POTATO SHIPPING POINT INFORMATION FOR Tuesday, May 7, 2019

Prices represent open (spot) market sales by first handlers on product of generally good quality and condition unless otherwise stated and may include promotional allowances or other incentives. No consideration is given to after-sale adjustments unless otherwise stated. Brokerage fees paid by the shipper are included in the price reported. Delivered Sales Shipping Point Basis excludes all charges for freight.

**The Following Terms when used by Market News will be interpreted as meaning:**

Occasional 1 to 5%, Few 6 to 10%, Some 11 to 25%, Many 26 to 50%, Mostly 51 to 90%, Generally 91 to 100%

### SALES F.O.B. SHIPPING POINT AND DELIVERED SALES SHIPPING POINT BASIS

---UPPER VALLEY, TWIN FALLS-BURLEY DISTRICT,  
**IDAHO (Idaho Falls)** DEMAND MODERATE. **MARKET ABOUT STEADY.**

**Russet Burbank** U.S. One 2" or 4-oz Min  
baled 5 10-lb mesh sacks  
non sz A 4.00-5.00 mostly 4.50  
baled 5 10-lb film bags  
non sz A 3.50-4.50 mostly 4.00 occas higher  
baled 10 5-lb mesh sacks  
non sz A 5.00-6.00 mostly 5.50  
baled 10 5-lb film bags  
non sz A 4.50-5.50 mostly 5.00 occas higher  
50 lb cartons  
40s 12.00-14.00 occas lower  
50s 12.00-14.00 occas lower  
60s 13.00-14.00 occas lower  
70s 13.00-14.00 mostly 13.50-14.00 occas lower  
80s 10.50-14.00 mostly 10.50-11.00  
90s 7.50-9.00 occas higher  
100s 7.00-8.00 mostly 8.00  
U.S. Two 50 lb sacks  
6 oz min 5.00-7.00 mostly 5.00-5.50  
10 oz min 7.00-8.00 mostly 8.00  
**Norkotah** U.S. One 2" or 4-oz Min  
baled 5 10-lb mesh sacks  
non sz A 4.00-5.00 mostly 4.50  
baled 5 10-lb film bags  
non sz A 3.50-4.50 mostly 4.00  
baled 10 5-lb mesh sacks  
non sz A 5.00-6.00 mostly 5.50  
baled 10 5-lb film bags  
non sz A 4.50-5.50 mostly 5.00  
50 lb cartons  
40s 11.50-12.00  
50s 11.50-12.00  
60s 12.50-13.00  
70s 12.50-13.00  
80s 10.50-11.50 mostly 11.00  
90s 7.50-8.00 mostly 8.00  
100s 7.00-8.00 mostly 8.00  
U.S. Two 50 lb sacks  
6 oz min 5.00-6.00 mostly 5.50  
10 oz min 7.00

---CENTRAL WISCONSIN (Idaho Falls)  
DEMAND FAIRLY LIGHT. **MARKET STEADY.**

**Russet Norkotah** U.S. One  
baled 5 10-lb film bags  
sz A 8.00-9.50 mostly 9.00  
baled 10 5-lb film bags  
sz A 9.00-10.50 mostly 10.00  
50 lb cartons  
40s 13.00-16.00 mostly 14.00-15.00  
50s 13.00-16.50 mostly 14.00-15.00  
60s 13.00-16.50 mostly 14.00-15.00  
70s 13.00-16.50 mostly 14.00-15.00  
80s 12.00-15.25 mostly 13.00-15.00  
90s 11.00-13.50 mostly 12.00-13.00  
100s 10.00-13.00 mostly 11.50-12.50

---COLUMBIA BASIN, WASHINGTON & UMATILLA BASIN,  
**OREGON (Idaho Falls)**

DEMAND MODERATE. **MARKET STEADY.**

**Russet Norkotah** U.S. One  
baled 5 10-lb film bags  
non sz A 5.00-5.50  
baled 10 5-lb film bags  
non sz A 6.00-6.50  
50 lb cartons  
40s 11.00-13.00 mostly 12.00-13.00  
50s 13.00-15.00 mostly 13.50-14.00  
60s 14.00-15.00  
70s 14.00-15.00  
80s 12.00-15.00 mostly 12.00-13.00  
90s 10.00-11.00 mostly 11.00  
100s 9.00-10.00 mostly 10.00  
U.S. Two 50 lb sacks  
10 oz min 5.00-6.00

**FLORIDA (Idaho Falls)**  
DEMAND GOOD. **MARKET STEADY.**

**Round Red** U.S. One  
50 lb cartons  
sz A 14.50-15.00  
sz B 17.50-22.50 mostly 22.00-22.50  
Creamers 3/4-1 5/8" 30.00-35.75 mostly 35.00-35.50  
50 lb sacks

sz A 12.75-13.50  
sz B 16.00-20.75 mostly 20.25-20.75  
tote bags approx 2000 lbs per cwt  
sz A 20.00-26.00 mostly 22.00-24.50  
sz B 30.00-44.00 mostly 34.50-36.50

U.S. Two 50 lb sacks

sz A 8.00-10.75 mostly 10.50-10.75  
sz B 12.00-14.75 mostly 12.75-14.75

**Round White** U.S. One

50 lb cartons

sz A 28.50-31.00 mostly 30.50-31.00  
sz B 14.00-18.50 mostly 14.00-16.50

Creamers 3/4-1 5/8" 40.50-50.75 mostly 45.75-50.75

50 lb sacks

sz A 26.75-29.50 mostly 28.75-29.50  
sz B 12.50-16.75 mostly 12.50-14.75

U.S. Two 50 lb sacks

sz A 12.75-16.75 mostly 14.75-16.75  
sz B 8.75-12.75 mostly 10.75-12.75

**Yellow Type** U.S. One

50 lb cartons

sz A 21.00-25.50 mostly 21.00-24.50  
sz B 16.00-17.50 mostly 16.00-16.50  
Creamers 3/4-1 5/8" 40.50-45.75

50 lb sacks

sz A 19.50-23.75 mostly 19.50-22.75  
sz B 14.50-15.75 mostly 14.50-14.75

tote bags approx 2000 lbs per cwt

sz A 42.50-44.50

U.S. Two 50 lb sacks

sz A 10.75-12.75 mostly 10.75

**---MINNESOTA-NORTH DAKOTA (RED RIVER VALLEY)**  
**(Idaho Falls)** SUPPLY FAIRLY LIGHT. DEMAND MODERATE.  
**MARKET STEADY.**

**Round Red** U.S. One

50 lb cartons

sz A 10.50-12.00 mostly 11.00  
sz B 13.00-15.00 mostly 13.00-13.50  
Creamers 3/4-1 5/8" 25.00

50 lb sacks

sz A 9.00-10.50 mostly 9.50  
sz B 11.50-13.50 mostly 12.00

tote bags approx 2000 lbs per cwt

sz A 15.00-18.00 mostly 16.00  
sz B 20.00-24.00 mostly 21.00

U.S. Two 50 lb sacks

sz A 4.50-5.25 mostly 5.00  
sz B 7.00-9.00 mostly 8.00-8.50

**---SAN LUIS VALLEY, COLORADO (Idaho Falls)**  
DEMAND VERY LIGHT. **MARKET STEADY.**

**Russet Norkotah**/Other Varieties U.S. One

baled 5 10-lb film bags

sz A 7.50-8.00 mostly 8.00

baled 10 5-lb film bags

sz A 8.50-9.50 mostly 8.50-9.00

50 lb cartons

40s 11.00-13.00 mostly 12.00-13.00 occas higher

50s 13.00-13.50 occas higher

60s 13.00-13.50 occas higher

70s 13.00-13.50 occas higher

80s 12.50-14.00 mostly 13.00-13.50

90s 12.50-14.00 mostly 13.00-13.50

100s 12.50-14.00 mostly 13.00-13.50

U.S. Two

baled 5 10-lb film bags 6.00-7.00 mostly 6.00 occas higher

50 lb sacks

10 oz min 7.00-9.00 mostly 8.00

U.S. Coml bulk

per cwt 9.50-10.00 mostly 10.00

**---CANADA (NEW BRUNSWICK) CROSSINGS THROUGH**  
**MAINE POINTS (Benton Harbor)**

DEMAND LIGHT. **MARKET STEADY.** Offerings fairly light.

**Russet Norkotah**/Other Varieties U.S. No. 1 or Canada No. 1

baled 5 10-lb sacks

2" or 4 oz min 11.00-11.50

baled 10 5-lb sacks

2" or 4 oz min 12.00-12.50

**---MICHIGAN (Benton Harbor)**

DEMAND LIGHT. **MARKET STEADY.**

**Russet Norkotah** U.S. One

baled 5 10-lb sacks

sz A 10.00-12.75 occasional lower

baled 10 5-lb sacks

sz A 11.00-13.25 occasional higher and lower

POTATOES - SHIPMENTS & IMPORTS - 1,000 CWT											
Areas currently shipping - Preliminary									TTD		FINAL
April-May	Tues	Wed	Thur	Fri	Sat	Sun	Mon	THIS	LAST	LAST	
	30	1	2	3	4	5	6	SSN	SSN	SSN	
Idaho-2018	TR	141	124	135	105	0	0	133	24094	22768	32197
	TR-EXPT	33	10	9	11	0	0	25	795	113	267
	RL & PB	16	13	11	20	0	0	7	2972	2799	3871
	Organic TR	0	1	0	0	0	0	0	37	23	23
	Total	190	148	155	136	0	0	165	27898	25703	36358
California											
Imperial Valley	TR	W/E 05/04: 43							74	260	276
Northern California	TR	W/E 05/04: 6							178	224	366
	TR-EXPT	W/E 3/23: 1							8	10	31
Organic	TR	W/E 05/04: 5							191	202	233
	Kern	TR	W/E 04/20: 23							587	489
Colorado	TR	47	42	36	48	6	0	50	8,313	7,760	10,376
San Luis Valley	TR-EXPT	W/E 05/04: 20							831	896	1,191
	RL & PB	0	0	0	0	0	0	0	217	528	585
Organic	TR	3	5	1	2	0	0	3	545	528	592
Florida	TR	31	34	39	30	23	0	27	1,752	1,477	2,436
	TR-EXPT	0	0	0	0	0	0	0	21	55	57
Maine	TR	8	5	4	6	6	0	0	1,679	1,654	1,773
Michigan	TR	4	4	5	5	18	0	2	1,799	2,053	2,447
Minnesota											
Big Lake & Central 2018	TR	W/E 05/04: 1							1,637	1,758	1,775
	Red River Valley	2	2	2	4	0	0	2	421	332	456
Nebraska	TR	7	5	3	5	2	0	8	2,051	2,856	3,333
New Mexico	TR	W/E 04/13: 7							140	65	65
North Dakota											
Red River Valley	TR	8	8	6	12	7	0	5	2,510	2,678	3,290
	RL & PB	0	0	0	0	0	0	0	364	369	369
Oregon											
Klamath Basin	TR	W/E 05/04: 8							443	559	673
	Organic	W/E 3/09: 1							61	267	270
Umatilla Basin 2018	TR	5	1	2	6	1	0	1	684	877	1,131
	TR-EXPT	1	1	2	0	0	0	1	284	877	341
	RL & PB	0	0	0	0	0	0	0	21	34	48
Texas											
Hereford Hi-Plains	TR	W/E 05/04: 35							3245	2632	2740
Washington											
Columbia Basin 2018	TR	12	10	9	16	2	0	14	4,005	4,833	5,711
	TR-EXPT	5	3	6	4	0	0	6	1,421	1,499	1,942
	RL & PB	0	0	0	2	0	0	1	301	230	304
	Organic	TR	0	0	0	1	0	0	0	371	494
Wisconsin 2018	TR	12	14	15	12	1	0	13	4,582	5,967	6,917
	Organic	0	0	0	0	0	0	0	30	42	42
Canada-Commerce	2018 Crop July-June (as of Nov 2018)							2,007	2,071	6,210	
TOTAL		335	282	285	289	66	0	298	66664	68208	89242
NOTE: Total for Saturday, May 04 including current week ending numbers is 212.											

**ONION SHIPPING POINT INFORMATION FOR Tuesday, May 7, 2019**

Prices represent open (spot) market sales by first handlers on product of generally good quality and condition unless otherwise stated and may include promotional allowances or other incentives. No consideration is given to after-sale adjustments unless otherwise stated. Brokerage fees paid by the shipper are included in the price reported. Delivered Sales Shipping Point Basis excludes all charges for freight.

**The Following Terms when used by Market News will be interpreted as meaning:**

Occasional 1 to 5%, Few 6 to 10%, Some 11 to 25%, Many 26 to 50%, Mostly 51 to 90%, Generally 91 to 100%

**SALES F.O.B. SHIPPING POINT AND DELIVERED SALES SHIPPING POINT BASIS****---IDAHO AND MALHEUR COUNTY, OREGON**

(Idaho Falls) DEMAND MODERATE. **MARKET STEADY.**

**Yellow Spanish Hybrid U.S. One**

50 lb sacks

Super col 8.00-10.00 mostly 9.00-10.00

col 8.00-9.00

jbo 7.00-8.00

med 6.00-8.00 mostly 7.00-8.00

**---COLUMBIA BASIN, WASHINGTON & UMATILLA BASIN, OREGON (Idaho Falls)**

DEMAND MODERATE. **MARKET STEADY.**

**Yellow Hybrid**

50 lb sacks

col 9.00

jbo 7.00-8.00

med 7.00-8.00 mostly 8.00

**Red Globe Type**

25 lb sacks

jbo 11.00-12.00 mostly 12.00

med 11.00-12.00 mostly 12.00

**---IMPERIAL VALLEY, CALIFORNIA (Idaho Falls)** SUPPLY MODERATE. DEMAND WHITE FAIRLY LIGHT, OTHERS GOOD. **MARKET YELLOW SUPER COLOSSOL & REDS SLIGHTLY HIGHER, YELLOW JUMBO SLIGHTLY LOWER, OTHERS STEADY.**

**Yellow Grano**

50 lb sacks Super

col 12.00-13.00 mostly 12.00

col 10.00-12.00 occas lower

jbo 9.00-11.00 mostly 9.00-10.00

med 9.00-11.00 mostly 9.00-10.00 occas lower

**White**

50 lb sacks

jbo 30.00-36.00 mostly 32.00-35.00

med 30.00-35.00

**Red Globe Type**

25 lb sacks

jbo 11.00-14.00 mostly 12.00-13.00 occas lower

med 11.00-14.00 mostly 12.00-13.00 occas lower

**---LOWER RIO GRANDE VALLEY, TEXAS**

(Idaho Falls) SUPPLY WHITE LIGHT, OTHERS MODERATE. DEMAND MODERATE. **MARKET WHITE AND RED JUMBOS ABOUT STEADY, OTHERS STEADY.**

**Yellow Grano**

50 lb sacks Super

col 15.00-16.00 occas higher

col 13.00-15.00

jbo 12.00-14.00 mostly 12.00 few 11.00

med 12.00-14.00 mostly 12.00 few 10.00-11.00

**Grano - Marked Sweet**

40 lb cartons

jbo 18.00-22.00 mostly 18.00-20.00

**White**

50 lb sacks

jbo 32.00-35.00 mostly 32.00 occas higher & lower

med 30.00-35.00 mostly 30.00-33.00 occas higher & lower

**Red Globe Type**

25 lb sacks

jbo 14.00-16.00 mostly 15.00-16.00 occas lower

med 14.00-16.00 mostly 15.00-16.00 low as 12.00

**---VIDALIA DISTRICT, GEORGIA (Idaho Falls)**

DEMAND MODERATE. **MARKET STEADY.**

**Yellow Granex - Marked Sweet U.S. One**

40 lb cartons

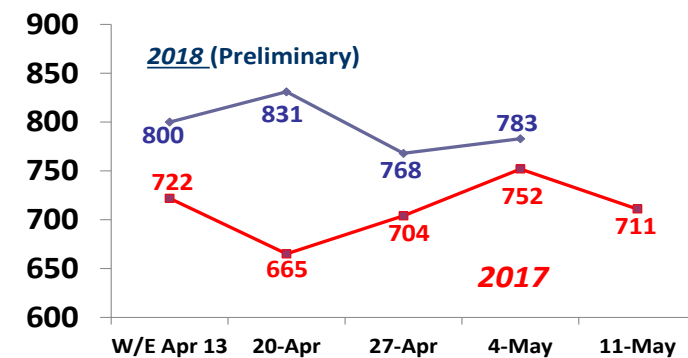
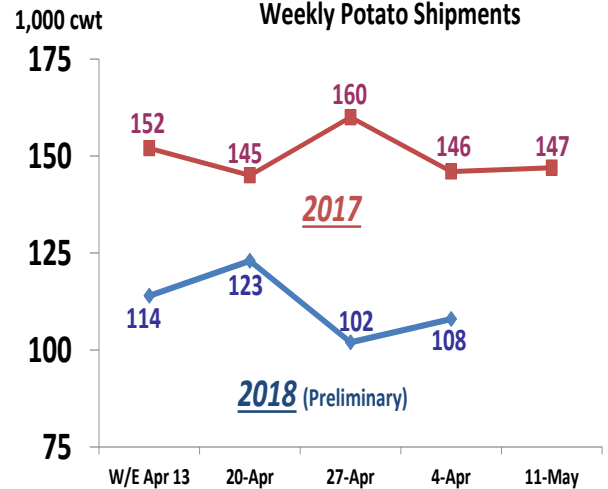
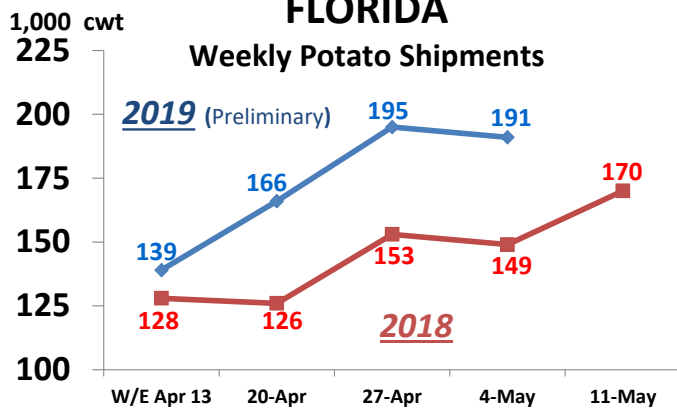
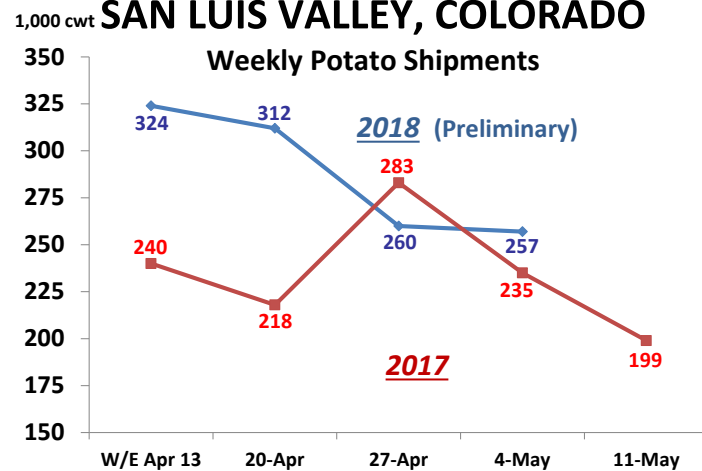
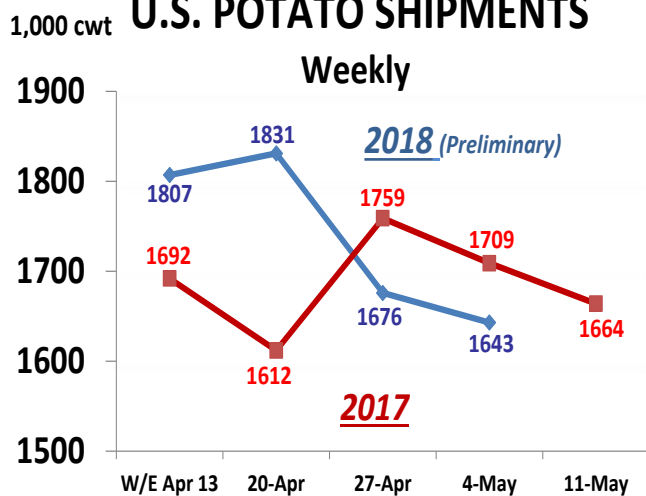
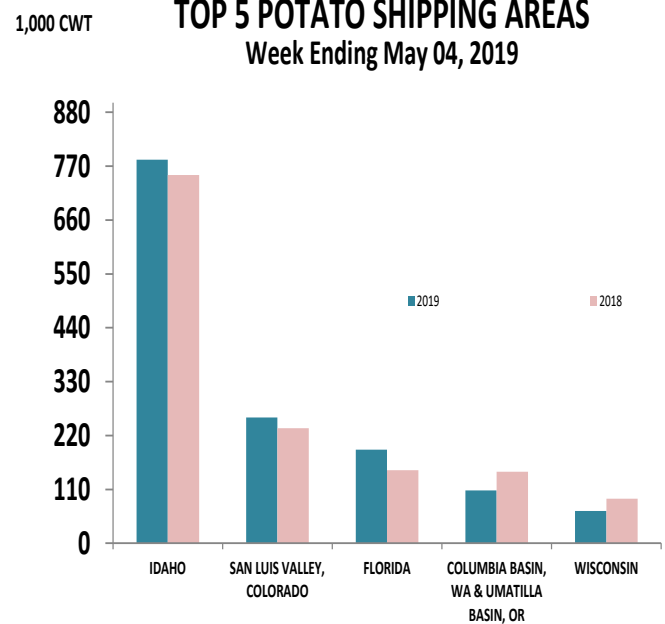
jbo 20.00-22.00 mostly 21.00-22.00 occas higher & lower

**ORGANIC**

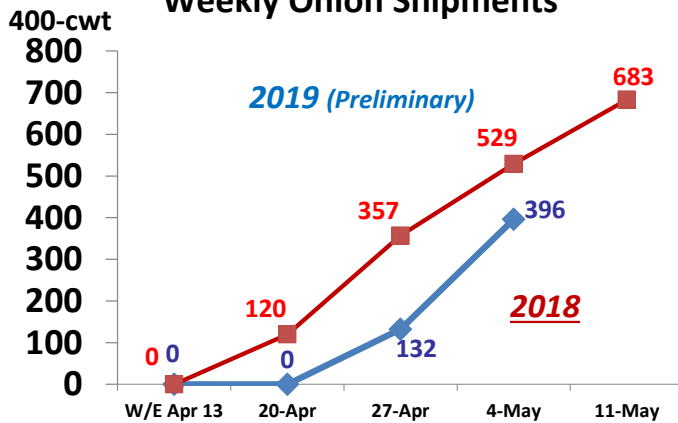
40 lb cartons

jbo 28.00-30.00 occas higher

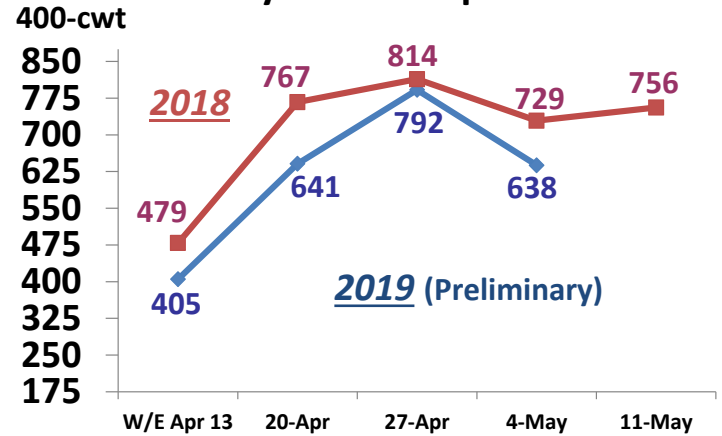
ONIONS - SHIPMENTS & IMPORTS - 400 CWT											
Area Currently Shipping - Preliminary									TID		FINAL
	Tues	Wed	Thur	Fri	Sat	Sun	Mon	THIS	LAST	LAST	
April-May	30	1	2	3	4	5	6	SSN	SSN	SSN	
Idaho & Malheur	TR	72	67	65	64	0	0	53	27,119	18,850	18,990
	TR-EXPT	5	5	8	10	0	0	1	860	487	490
County, Oregon	RL & PB	6	3	3	0	4	0	3	3,013	1,770	1,839
Total ID/OR	83	75	76	74	4	0	57	30992	21107	21319	
Arizona	TR	W/E 05/04: 17							17	63	832
California	TR	W/E 05/04: 14							914	0	0
Central California Coast	TR	87	57	68	64	28	0	68	577	1020	3406
Imperial Valley California	RL & PB	0	0	5	6	5	0	3	22	88	167
Georgia	TR	68	57	56	55	51	13	62	1037	1087	6164
	TR-EXPT	0	0	2	0	0	0	1	6	0	1
	Organic	2	1	1	1	2	0	2	15	29	146
Oregon											
Umatilla Basin	TR	W/E 4/13: 124							5,319	5,891	6,128
	TR-EXPT	W/E 4/13 30							1,063	981	1,087
	RL & PB	0	0	0	0	0	0	0	21	19	19
Texas Lower Rio Grande Valley	TR	124	111	122	152	87	17	101	3,160	3,645	6,130
Organic	TR	0	0	0	0	0	0	0	5	6	11
San Antonio-Winter Garden	TR	W/E 05/04: 6							6	0	961
Washington	TR	70	63	62	81	12	0	85	23,076	21,173	22,168
Columbia Basin 2018 CROP	TR-EXPT	20	16	19	19	2	0	21	7,011	5,371	5,690
	RL & PB	9	13	4	4	21	0	1	4,624	4,083	4,293
Organic	TR	0	0	0	0	0	0	0	28	13	13
Total Columbia Basin	99	92	85	104	35	0	107	34739	30640	32164	
Wisconsin	TR	W/E 05/04: 9							964	1023	1023
IMPORTS-ALL PORTS											
Canada-Commerce	TR	2018 Crop July-June (as of Nov 2018)							1,792	1,900	3,404
Mexico											
Crossings thru Calexico, CA	TR	4	0	7	0	8	0	0	58	197	362
Crossings thru El Paso, TX	TR	0	1	4	0	0	0	0	15	34	68
Crossings thru Otay Mesa, TX	TR	3	1	0	0	0	0	0	40	98	203
Crossings thru Pharr, TX	TR	10	4	11	9	8	0	0	613	1,291	1,801
Crossings thru Progresso, TX	TR	0	5	0	0	0	0	0	2,668	5,314	5,797
Crossing thru Rio Grande City, TX	TR	1	2	0	1	0	1	0	184	628	738
Crossing thru Roma, TX	TR	1	0	2	1	0	0	0	24	0	0
Crossing thru New Mexico	TR	0	0	0	0	0	0	0	3	72	1,784
Crossings thru Nogales	TR	7	6	9	6	4	0	6	229	184	207
Total Mexico Crossings	26	19	33	17	20	1	6	3,578	7,562	8,969	
Peru	TR	W/E 4/20 7							5880	5783	5783
U.S. TOTAL	489	412	448	473	232	31	407	87,351	77,921	93,287	
ONIONS PROCESSED											
US - EAST	TR	W/E 05/04: 24							195	225	962
US - WEST	TR	W/E 05/04: 309							4,944	5,036	15,953
NOTE: Total for Saturday, May 04 including current week ending numbers is 287.											

**IDAHO****Weekly Potato Shipments****COLUMBIA BASIN, WA & UMATILLA BASIN, OR****Weekly Potato Shipments****FLORIDA****Weekly Potato Shipments****SAN LUIS VALLEY, COLORADO****Weekly Potato Shipments****U.S. POTATO SHIPMENTS****Weekly****TOP 5 POTATO SHIPPING AREAS****Week Ending May 04, 2019**

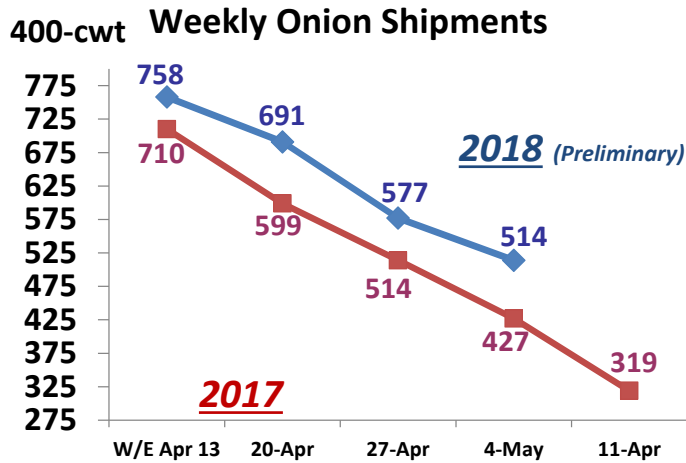
### IMPERIAL VALLEY, CALIFORNIA Weekly Onion Shipments



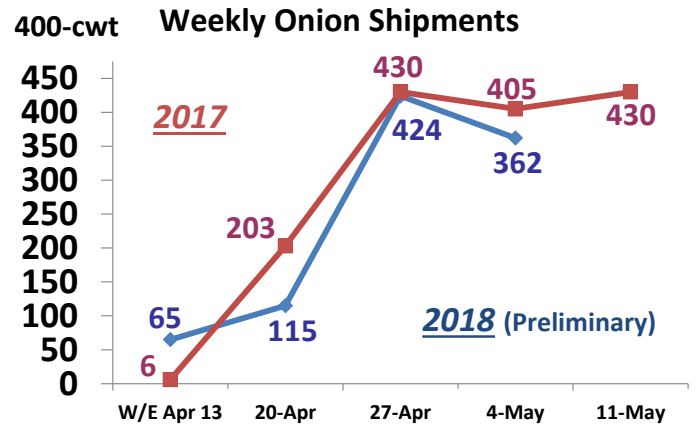
### LOWER RIO GRANDE VALLEY, TEXAS Weekly Onion Shipments



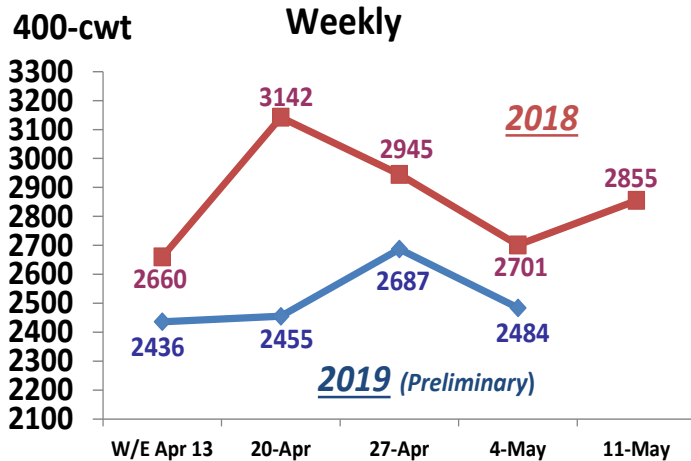
### COLUMBIA BASIN, WASHINGTON Weekly Onion Shipments



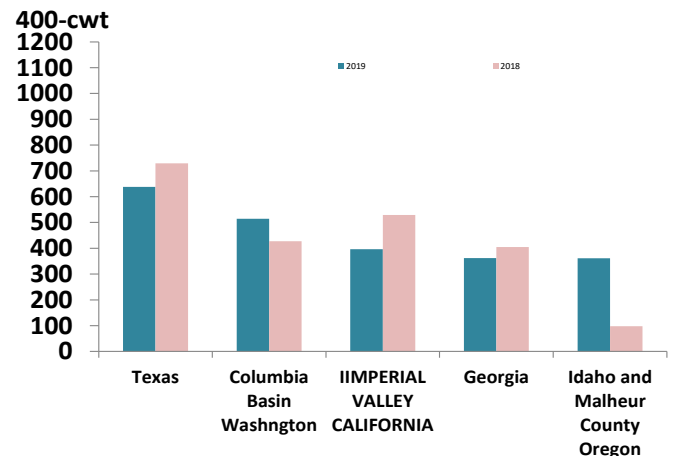
### VIDALIA DISTRICT, GEORGIA Weekly Onion Shipments



### U.S. ONION SHIPMENTS Weekly



### TOP 5 ONION SHIPPING AREAS Week Ending May 04, 2019





**NATIONAL POTATO AND ONION SHIPPING POINT TRENDS**

Unless otherwise stated, shipments, crossings or imports are for the weeks ending April 20, 27, and May 04, 2019 in that order in thousand hundredweight (cwt) or 100,000 pound units. Expected movement is for the period May 05-18, 2019. Prices are for Monday, May 06, 2019 compared to Monday, April 29, 2019. Unless otherwise stated, sales are F.O.B. Shipping Point Basis (including Delivered Sales, F.O.B. Shipping Point Basis) or port of entry and extra services are included. Prices represent open (spot) market sales by first handlers on product of generally good quality and condition unless otherwise stated and may include promotional allowances or other incentives. No consideration is given to after-sale adjustments unless otherwise stated. Brokerage fees paid by shipper are included in the price reported.

**POTATOES**

**UNITED STATES** Shipments 1,835\*-1,681\*-1,640 --- The top shipping states, in order, were Idaho, Colorado, Florida, Columbia Basin Washington, and Wisconsin. The Market News Service survey of over 30,000 retail stores had 21,087 ads for potatoes last week, which is significantly higher from last weeks ads of 12,773. (\* revised)

**UPPER VALLEY, TWIN FALLS-BURLEY DISTRICT IDAHO** Shipments 833-768-783 (Includes exports 34-45-72)--- Movement expected to remain about the same. Trading Moderate. Prices Norkotah carton 80-90s lower, others generally unchanged. Russet Burbank U.S. One baled 10-5 pound film bags non size A mostly 5.00; 50-pound cartons 40s 12.00-14.00, 50s 12.00-14.00, 60s 13.00-14.00, 70s mostly 13.50-14.00, 80s mostly 10.50-11.00, 90s 7.50-9.00, 100s mostly 8.00; Russet Norkotah U.S. One baled 10-5 pound film bags non size A mostly 5.00; 50-pound cartons 40-50s 11.50-12.00, 60-70s 12.50-13.00, 80s mostly 11.00, 90s mostly 8.00, 100s mostly 8.00.

**SAN LUIS VALLEY, COLORADO** Shipments 313-260-256 (Includes exports 11-19-20)--- Movement expected to be about the same. Trading Moderate. Prices US ONE 5 10-lb film bags lower, 100s higher, others generally unchanged. U.S. One baled 5 10-lb film bags sz A mostly 8.00, baled 10 5-lb film bags sz A mostly 8.50-9.00; 50 lb cartons 40s mostly 12.00-13.00, 50-70s 13.00-13.50, 80-100s mostly 13.00- 13.50; U.S. Two baled 5 10-lb film bags mostly 6.00, 50 lb sacks 10 oz min mostly 8.00; U.S. Coml bulk per cwt mostly 10.00.

**FLORIDA** Shipments 166-195-192 --- Movement expected to remain about the same Trading Active. Prices Generally Unchanged. Round Red U.S. One 50 pound cartons size A 14.50-15.00, size B mostly 22.00-22.50, Creamers 3/4-1 5/8" mostly 35.00-35.50; 50 pound sacks size A 12.75-13.50, size B mostly 20.25-20.75. Round White U.S. One 50 pound cartons size A mostly 30.50-31.00, size B mostly 14.00-16.50, Creamers 3/4-1 5/8" mostly 45.75-50.75; 50 pound sacks size A mostly 28.75-29.50, size B mostly 12.50-14.75. Yellow Type U.S. One 50 pound cartons size A mostly 21.00-24.50, size B mostly 16.00-16.50, Creamers 3/4-1 5/8" mostly 40.50-45.75; 50 pound sacks size A mostly 19.50-22.75, size B mostly 14.50-14.75.

**COLUMBIA BASIN, WASHINGTON AND UMATILLA BASIN OREGON** Shipments 124-104-106 (Includes exports 34-26-26)--- Movement expected to remain about the same. Trading Moderate. Prices Carton 60-70s, higher, others generally unchanged. Russet Norkotah U.S. One baled 5 10-pound film bags non size A 5.00-5.50, 50-pound carton 40s mostly 12.00-13.00, 50s mostly 13.50-14.00, 60-70s 14.00-

**CENTRAL WISCONSIN** Shipments 84-69-66 --- Movement expected to remain about the same. Trading Fairly Slow. Prices Baled and Cartons 40s-70s lower, others generally unchanged. Russet Norkotah U.S. One baled 10 5-pound film bags size A mostly 10.00, 50 pound cartons 40s-70s mostly 14.00-15.00, 80s mostly 13.00-15.00, 90s mostly 12.00-13.00, 100s mostly 11.50-12.50.

**MINNESOTA-NORTH DAKOTA (RED RIVER VALLEY)** Shipments 90-90\*-63 --- Movement expected to decrease seasonally. Trading Moderate. Prices Unchanged. Round Red U.S. One 50-pound carton size A mostly 11.00, Tote bags approx. 2000 pounds per cwt size A mostly 16.00. (\* revised) **HEREFORD-HIGH PLAINS TEXAS** Shipments 45-51\*-35 --- Movement expected to remain about the same. Supplies in too few hands to establish a market. (\* revised)

**AROOSTOOK COUNTY MAINE** Shipments 45-38\*-29 --- Prices Unchanged. Remaining supplies in few hands. Expect light shipments next 3 -4 weeks. **LAST REPORT.** (\* revised)

**NEBRASKA** Shipments 38-27-27 --- Movement expected to decrease seasonally. Supplies in too few hands to establish a market.

**MICHIGAN** Shipments 51-29\*-23 --- Movement expected about the same. Trading Slow. Prices Unchanged. U.S. One Russet Norkotah size A baled 5 10-pound sacks 10.00-12.75, baled 10 5-pound sacks 11.00-13.75. (\* revised)

**KLAMATH BASIN OREGON AND NORTHERN CALIFORNIA DISTRICT** Shipments 23-18\*-16 --- Movement expected to remain about the same. Supplies in too few hands to establish a market. (\* revised)

**BIG LAKE MINNESOTA** Shipments 1-1-1 --- Movement expected to remain about the same. Supplies in too few hands to establish a market.

**CANADA (NEW BRUNSWICK) CROSSINGS THROUGH MAINE POINTS** Crossings -- --- Shipments light. Movement expected to decrease slightly. Trading Slow. Prices Unchanged. Canada No. 1 or U.S. 1 Russet Norkotah/Other Varieties 2 inch or 4 ounce minimum baled 10 5-pound sacks 12.00-12.50, 5 10-pound sacks 11.00-11.50.

**POTATOES FOR PROCESSING**

**FLORIDA** Shipments 33-117-152 --- Movement is expected to seasonally increase. Too few open market sales to establish a market.

**WISCONSIN** Shipments 130-135-146 --- Movement expected to decrease seasonally. Too few open market sales to establish a market.



**MICHIGAN** Shipments 152\*-137\*-122 --- Movement expected to continue seasonal decline as more growers finish for the season. Most movement on pre-season contract. Too few new sales to establish a market. (\* revised)

**AROOSTOOK COUNTY MAINE** Shipments 93-77\*-74 --- Movement expected to decrease slightly. Most movement on pre-season contract. Too few open market sales to establish a market. (\* revised)

**MINNESOTA-NORTH DAKOTA (RED RIVER VALLEY)** Shipments 86-47-55 --- Movement expected to decrease seasonally. Too few open market sales to establish a market.

**WESTERN AND CENTRAL NEW YORK** Shipments 22-23-13 --- Movement expected about the same. Most movement on pre-season contract. Too few open market sales to establish a market.

#### **ONIONS, DRY**

**UNITED STATES** Shipments 983\*-1,075\*-1,971 --- The top shipping areas for the week, in order, were Texas, Columbia Basin Washington, California, Georgia, and Idaho and Malheur County Oregon. The Market News Service survey of over 30,000 retail stores had 28,215 ads for onions last week, which is significantly higher from last weeks ads of 7,668. (\* revised)

**LOWER RIO GRANDE VALLEY, TEXAS** Shipments 257-316\*-255 --- Movement expected to increase. Trading Moderate. Prices Yellow and white sacks lower, others generally unchanged, Yellow Grano 50 lb sacks super colossal 15.00-16.00, colossal 13.00-15.00, jumbo mostly 12.00, medium mostly 12.00; Grano - Marked Sweet 40 lb cartons jumbo mostly 18.00-20.00; White 50 lb sacks jumbo mostly 32.00, medium mostly 30.00-33.00; Red Globe Type 25 lb sacks jumbo mostly 15.00-16.00, medium mostly 15.00-16.00 (\* revised)

**COLUMBIA BASIN, WASHINGTON AND UMATILLA BASIN OREGON** Shipments 277-231-206 (Includes exports 42-33-41)--- Movement expected to decrease seasonally. Trading Moderate. Prices Yellow colossal and jumbo lower, others generally unchanged. Prices Yellow Hybrid 50-pound sacks colossal 9.00, jumbo 7.00-8.00, medium mostly 8.00; Red Globe Type 25-pound sacks jumbo mostly 12.00, medium mostly 12.00.

**IMPERIAL VALLEY, CALIFORNIA** Shipments 0-53-158 --- Movement expected to remain about the same. Trading Moderate. Prices Yellow colossal and jumbo higher, yellow medium lower. Yellow Grano 50-pound sacks super colossal 12.00, colossal 10.00-12.00, jumbo mostly 10.00, medium mostly 9.00-10.00. White 50-pound sacks jumbo 30.00-36.00, medium 30.00-35.00. Red Globe Type 25-pound sacks jumbo mostly 12.00-13.00, medium mostly 12.00-13.00.

**VIDALIA DISTRICT, GEORGIA** Shipments 46-169-145 --- Movement expected to remain about the same. Trading Moderate. Prices Generally Unchanged. Yellow Granex 40-pound carton jumbo mostly 21.00-22.00; Organic Yellow Granex 40-pound jumbo mostly 28.00-30.00.

**IDAHO AND MALHEUR COUNTY OREGON** Shipments 263-211-127 (Includes exports 12-11-12)--- Movement expected to decrease seasonally. Trading Moderate. Prices Yellow medium generally unchanged, others lower. Yellow Spanish Hybrid U.S. One 50-pound sacks super colossal mostly 9.00-10.00, colossal 8.00-9.00, jumbo 7.00-8.00, medium mostly 7.00-8.00; Red Globe Type U.S. One 25-pound sacks jumbo mostly 14.00, medium mostly 14.00.

**MEXICO CROSSINGS THROUGH SOUTH TEXAS** Crossings 101-73-53 --- Movement expected to decrease as season winds down. Remaining supplies in too few hands to establish a market.

**ARIZONA DISTRICT** Shipments 0-0-7 --- Expected to increase as more shippers start to harvest onions. **FIRST REPORT.**

**CENTRAL COAST CALIFORNIA** Shipments 8-7-5 --- Movement expected to remain about the same. Supplies in too few hands to establish a market. **LAST REPORT.**

**CENTRAL WISCONSIN** Shipments 6-4-3 --- Movement expected to seasonally decrease. Too few open market sales to establish a market. **LAST REPORT.**

**SAN ANTONIO-WINTER GARDEN-LAREDO DISTRICT TEXAS** Shipments 0-0-3 --- Expected to increase as more shipper receive onions. **FIRST REPORT.**

#### **ONIONS FOR PROCESSING**

**WESTERN UNITED STATES** Shipments 91-112-124 --- Movement expected to remain about the same. No prices reported.

**EASTERN UNITED STATES** Shipments 4-7-10 --- Movement expected to remain about the same. No prices reported.