

National Weekly Cattle And Beef Summary

Des Moines, Iowa
For Week Ending:

Mon Apr 22, 2019
4/19/2019

USDA Livestock, Poultry & Grain Market News

This Week Prior Week Last Year

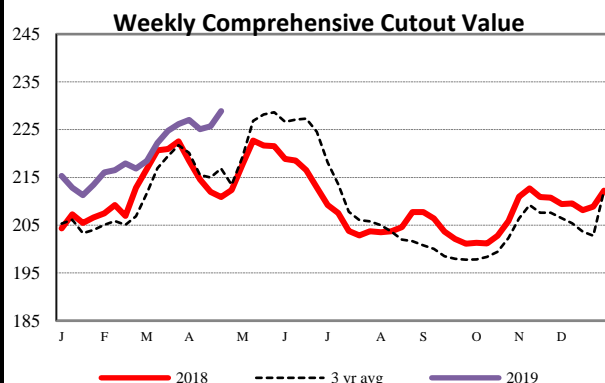
LM XB463

NATIONAL COMPREHENSIVE BOXED BEEF

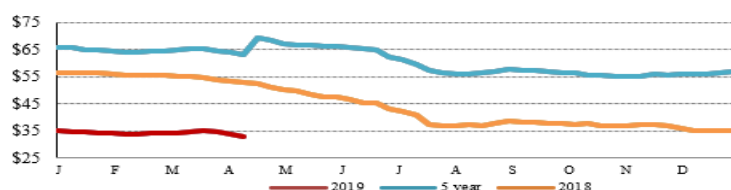
CUTOUT VALUES	228.88	225.72	210.89
Primal Rib	382.99	373.92	354.66
Primal Chuck	176.24	175.47	167.00
Primal Round	172.66	174.01	163.40
Primal Loin	323.03	312.98	286.10

WEEKLY COMPREHENSIVE ITEM SUMMARY

Select & Choice Spot Market Loads	488
Comprehensive Loads	3535
CH&SE Percent of the Comprehensive	14%



Weekly Aggregate Hide Value NW_LS447



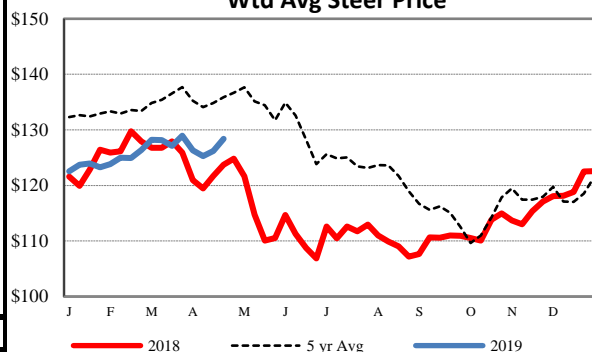
https://www.ams.usda.gov/mnreports/nw_ls447.txt

LM CT 169

DIRECT CATTLE PREMIUM AND DISCOUNTS

Prime	10.30	10.30	10.87
Choice	0.00	0.00	0.00
Select	(11.16)	(9.36)	(11.81)
Standard	(27.63)	(26.42)	(25.78)
CAB	4.04	4.04	3.48

5 Area Weekly Wtd Avg Steer Price

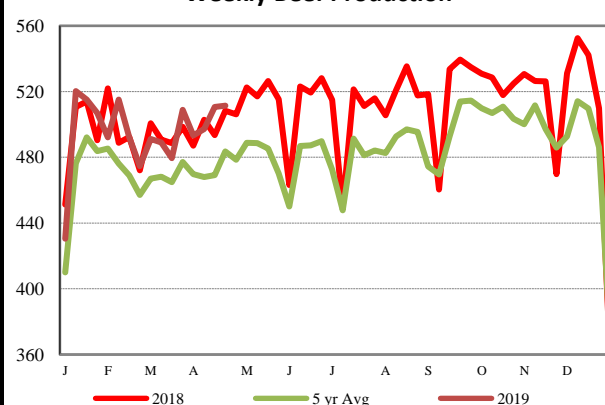


LM CT150

5 AREA WEEKLY WEIGHTED CATTLE PRICE

Live Steer	128.42	126.19	121.71
Live Heifer	127.60	125.24	121.50
Dressed Steer	207.76	204.91	191.84
Dressed Heifer	207.63	204.85	191.88

Weekly Beef Production



NW LS441

USDA BY-PRODUCT DROP VALUE (STEER)

9.12	9.14	9.75
------	------	------

SJ LS712

WEEKLY ESTIMATED BEEF PRODUCTION

4/19/2019	(Estimate)	(Estimate)	(Actual)
Slaughter	638,000	638,000	627,000
Live Weights	1340	1339	1332
Dressed Weights	803	802	802
Beef Production (mil lbs)	511.4	510.6	501.9

NW LS196

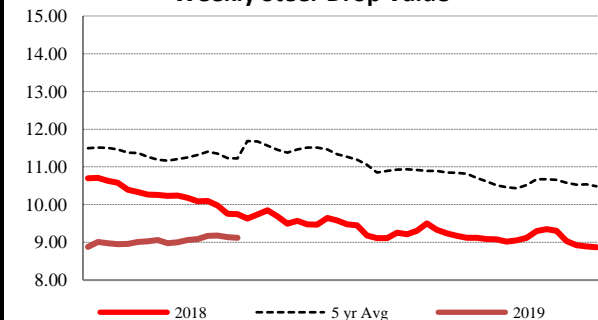
WEEKLY STEER HEIFER GRADING REPORT

Week Ending: Apr 12, 2019

Quality Grades for All Regions

Prime	9.28%	9.75%	7.91%
Choice	71.19%	72.25%	70.66%
Select	15.77%	14.52%	17.62%
Grading by State			
	<u>Nebraska</u>	<u>Kansas</u>	<u>Texas</u>
Prime	10.85%	5.93%	4.53%
Choice	71.25%	75.51%	66.50%
Select	11.70%	15.61%	26.54%

Weekly Steer Drop Value



USDA Livestock, Poultry & Grain Market News

Des Moines, Iowa

Phone: 515-284-4460

Email: desm.lgm@usda.gov

www.ams.usda.gov/LSMarketNews