

DAILY DIRECT HOGS PLANT DELIVERED as of 1:30 PM

Negotiated Barrow and Gilts:

Carcass Base Price

Live Price

NATIONAL - AMS 2675/LM_HG203:

Range:	\$65.00	\$75.50	\$43.25	\$59.00
Weighted Average:	\$72.80		\$55.34	
Change from Prior Day:	1.91		0.64	
Head Count	7,868		1,148	

IOWA/MINNESOTA - AMS 2675/LM_HG206:

Weighted Average:	\$74.92	*
Change from Prior Day:	\$0.54	*

WESTERN CORNBELT - AMS 2675/LM_HG212:

Weighted Average:	\$74.92	*
Change from Prior Day:	0.61	*

EASTERN CORNBELT - AMS 2675/LM_HG210:

Weighted Average:	*	*
Change from Prior Day:	*	*

*Price not reported due to confidentiality.

NATIONAL DAILY PORK REPORT FOB PLANT- AMS 2498/LM_PK602:

Carcass Cutout Values	81.94	Chg:	0.07
Primal Loin	82.64		0.28
Primal Butt	118.30		(-1.99)
Primal Picnic	63.50		2.42
Primal Rib	112.39		2.85
Primal Ham	82.58		0.67
Primal Belly	78.40		(-1.43)
Total Loads	250.48		
Pork Cuts	220.56	Lds	
Trim/Process Pork	29.92	Lds	

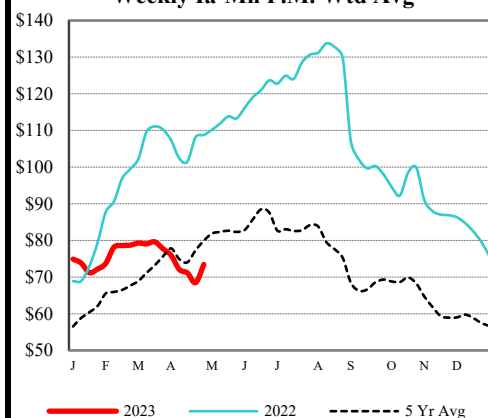
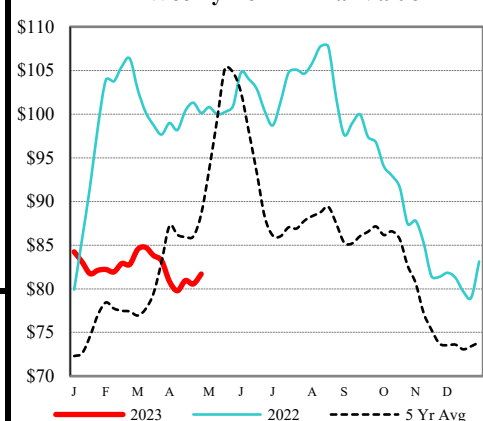
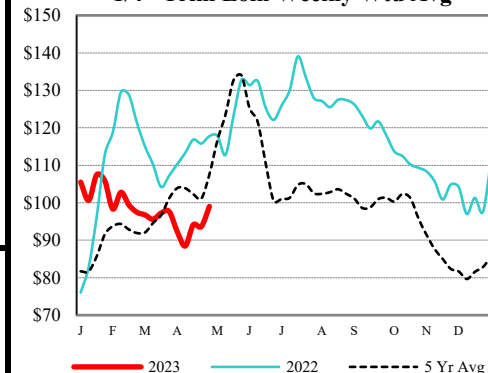
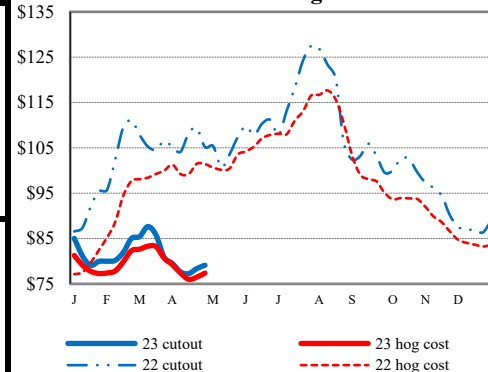
DAILY HOG SLAUGHTER UNDER FIS - AMS 3208/SJ_LS710

Today (est)	468,000
Week Ago (est)	449,000
Year Ago (act)	459,000

CME Lean Hog CLOSE	High	Low	Change	Settle
MAY	76.00	75.55	0.10	75.63
JUN	84.13	83.03	(-0.48)	83.30
JLY	85.900B	84.75	(-0.15)	85.28
AUG	86.90	85.75	(-0.18)	86.20

CME Lean Hog Delayed Futures**ESTIMATED WEEKLY PORK PRODUCTION UNDER FIS - AMS 3209/SJ_LS712**

Week Ending	Hog Slaughter	Million Pounds	Live Weight	Dressed Weight
05/06/23	2,447,000	531.2	292	217
04/29/23	2,387,000	518.2	292	217
2023 YTD	44,602,000	9686.8		
2022 YTD	43,898,000	9594.4		

Weekly Ia-Mn P.M. Wtd Avg**Weekly Loin Primal Value****1/4" Trim Loin Weekly Wtd Avg****Pork Cutout vs Avg Net Price****USDA Livestock, Poultry & Grain Market News**

Des Moines, Iowa | PH 515-284-4460

Email: Desm.LPGMN@usda.gov<https://mymarketnews.ams.usda.gov/viewReport/2872>[USDA AMS Livestock, Poultry & Grain Market News](#)