

DAILY DIRECT HOGS PLANT DELIVERED as of 1:30 PM

Negotiated Barrow and Gilt:	Carcass Base Price	Live Price
<u>NATIONAL - AMS 2675/LM_HG203:</u>		
Range:	\$61.00 \$73.00	*
Weighted Average:	\$69.59	*
Change from Prior Day:	2.51	*
Head Count:	10,661	516

IOWA/MINNESOTA - AMS 2675/LM_HG206:

Weighted Average:	\$71.58	*
Change from Prior Day:	2.61	*

WESTERN CORNBELT - AMS 2675/LM_HG212:

Weighted Average:	\$71.58	*
Change from Prior Day:	2.59	*

EASTERN CORNBELT - AMS 2675/LM_HG210:

Weighted Average:	\$66.36	*
Change from Prior Day:	(-0.14)	*

*Price not reported due to confidentiality.

NATIONAL DAILY PORK REPORT FOB PLANT - AMS 2498/LM_PK602:

Carcass Cutout Values	78.37	Change:	(-0.04)
Primal Loin	82.54		1.14
Primal Butt	113.12		0.81
Primal Picnic	64.11		1.47
Primal Rib	113.25		(-0.78)
Primal Ham	69.72		(-2.49)
Primal Belly	78.39		0.19
Total Loads	272.83		
Pork Cuts	236.78	Lds	
Trim/Process Pork	36.05	Lds	

DAILY HOG SLAUGHTER UNDER FIS - AMS 3208/SJ_LS710

Today (est)	477,000
Week Ago (est)	476,000
Year Ago (act)	477,000
Week to Date (est)	1,416,000
Same Period Last Week (est)	1,422,000
Same Period Last Year (act)	1,416,000

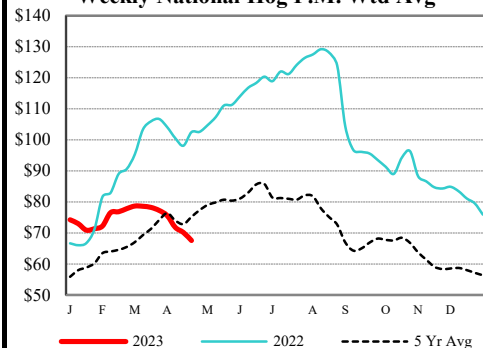
CME Lean Hog Close	High	Low	Change	Settle
MAY	78.40	76.53	1.40	78.28
JUN	90.38	86.18	3.23	90.28
JLY	92.60	88.95	2.68	92.53
AUG	93.43	90.15	2.33	93.35

CME Lean Hog Delayed Futures

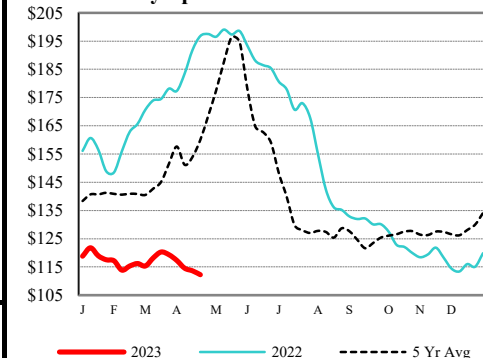
IOWA-SOUTHERN MINNESOTA WEEKLY AVERAGE WEIGHT - AMS 2840/NW_LS720

For Week Ending Sat, Apr 23, 2023	Head Ending	Average Count	Weight
	4/22/2023	776,000	286.9
Week Ago:	4/15/2023	773,000	287.0
Year Ago:	4/23/2022	757,000	288.7

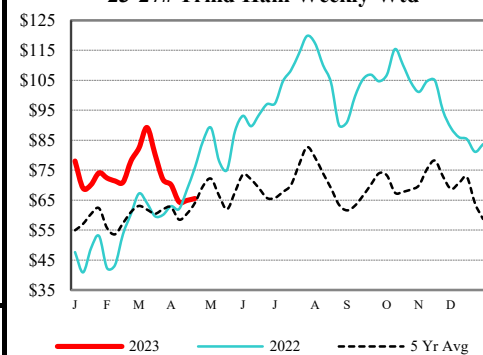
Weekly National Hog P.M. Wtd Avg



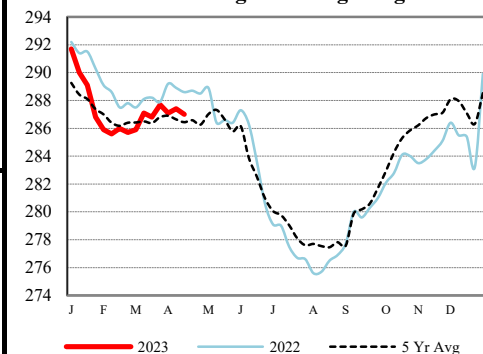
Weekly Sparerib Primal Value



23-27# Trm'd Ham Weekly Wtd



Iowa-So MN Avg. Live Hog Weight



USDA Livestock, Poultry & Grain Market News

Des Moines, Iowa | PH 515-284-4460

Email: Desm.LPGMN@usda.gov

<https://mymarketnews.ams.usda.gov/viewReport/2872>

[USDA AMS Livestock, Poultry & Grain Market News](#)