

**DAILY DIRECT HOGS PLANT DELIVERED as of 1:30 PM**

Negotiated Barrow and Gilt:	Carcass Base Price	Live Price
<u>NATIONAL - AMS 2675/LM_HG203:</u>		
Range:	\$64.00 \$72.00	*
Weighted Average:	\$70.54	*
Change from Prior Day:	(-0.05)	*
Head Count:	9,502	\$133.00

IOWA/MINNESOTA - AMS 2675/LM\_HG206:

Weighted Average:	\$70.79	*
Change from Prior Day:	(-1.15)	*

WESTERN CORNBELT - AMS 2675/LM\_HG212:

Weighted Average:	\$70.98	*
Change from Prior Day:	(-0.94)	*

EASTERN CORNBELT - AMS 2675/LM\_HG210:

Weighted Average:	\$69.35	*
Change from Prior Day:	(-0.63)	*

\*Price not reported due to confidentiality.

NATIONAL DAILY PORK REPORT FOB PLANT - AMS 2498/LM\_PK602:

Carcass Cutout Values	76.02	Change:	(-1.44)
Primal Loin	81.40		0.87
Primal Butt	101.76		(-1.20)
Primal Picnic	65.53		2.31
Primal Rib	113.19		(-6.10)
Primal Ham	68.95		(-0.70)
Primal Belly	71.35		(-9.00)
Total Loads	305.50		
Pork Cuts	256.9	Lds	
Trim/Process Pork	48.60	Lds	

DAILY HOG SLAUGHTER UNDER FIS - AMS 3208/SJ\_LS710

Today (est)	476,000
Week Ago (est)	477,000
Year Ago (act)	476,000
Week to Date (est)	1,306,000
Same Period Last Week (est)	1,443,000
Same Period Last Year (act)	1,421,000

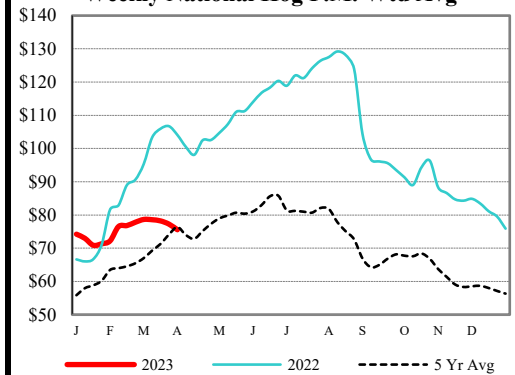
CME Lean Hog Close	High	Low	Change	Settle
APR	73.15	72.03	(-0.75)	72.30
MAY	82.50	81.50	(-0.85)	81.53
JUN	89.13	87.13	(-0.30)	87.55
JLY	91.73	89.88	(-0.48)	90.28

CME Lean Hog Delayed Futures

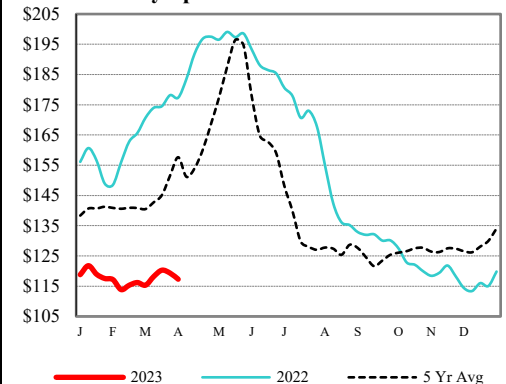
IOWA-SOUTHERN MINNESOTA WEEKLY AVERAGE WEIGHT - AMS 2840/NW\_LS720

For Week Ending Sat, Apr 08, 2023	Ending	Head Count	Average Weight
	4/8/2023	761,000	287.4
Week Ago:	4/1/2023	785,000	287.1
Year Ago:	4/9/2022	761,000	288.9

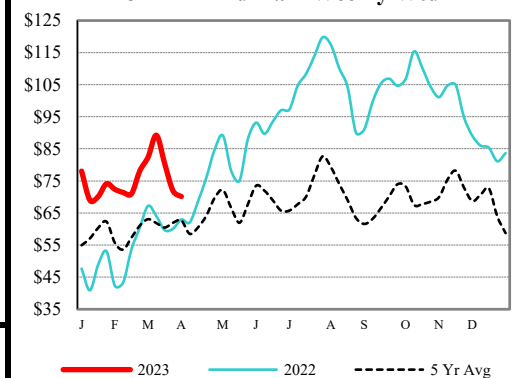
**Weekly National Hog P.M. Wtd Avg**



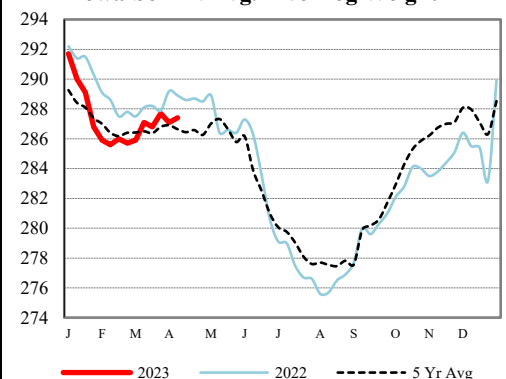
**Weekly Sparerib Primal Value**



**23-27# Trm'd Ham Weekly Wtd**



**Iowa-So MN Avg. Live Hog Weight**



**USDA Livestock, Poultry & Grain Market News**

Des Moines, Iowa | PH 515-284-4460

Email: Desm.LPGMN@usda.gov

<https://mymarketnews.ams.usda.gov/viewReport/2872>

[USDA AMS Livestock, Poultry & Grain Market News](#)