

DAILY DIRECT HOGS PLANT DELIVERED as of 1:30 PM

Negotiated Barrow and Gilt:

Carcass Base Price

Live Price

NATIONAL - AMS 2675/LM HG203:

Range:	\$64.00	\$73.00	\$43.00	\$56.90
Weighted Average:	\$70.61		\$51.41	
Change from Prior Day:	(-0.25)		*	
Head Count:	1,111		778	

IOWA/MINNESOTA - AMS 2675/LM HG206:

Weighted Average:	\$71.39	*
Change from Prior Day:	-\$0.23	*

WESTERN CORNBELT - AMS 2675/LM HG212:

Weighted Average:	\$71.39	*
Change from Prior Day:	(-0.03)	*

EASTERN CORNBELT - AMS 2675/LM HG210:

Weighted Average:	\$69.85	*
Change from Prior Day:	*	*

*Price not reported due to confidentiality

NATIONAL DAILY PORK REPORT FOB PLANT- AMS 2498/LM PK602:

Carcass Cutout Values	77.90	Change:	(-0.78)
Primal Loin	80.36		0.90
Primal Butt	101.18		1.94
Primal Picnic	67.13		(-3.64)
Primal Rib	114.42		3.71
Primal Ham	73.32		1.24
Primal Belly	79.57		(-6.72)
Total Loads	199.91		
Pork Cuts	184.10	lds.	
Trim/Process Pork	15.81	lds.	

Weekly USDA By-Product Drop Value (Hog):

5.38

UNCH

DAILY HOG SLAUGHTER UNDER FIS - AMS 3208/SJ LS710

Today (est)	436,000	Saturday:	10,000
Week Ago (est)	472,000		96,000
Year Ago (act)	456,000		94,000
Week to Date (est)	2,360,000		2,370,000
Same Period Last Week (est)	2,393,000		2,489,000
Same Period Last Year (act)	2,336,000		2,430,000

CME Lean Hog Close

High

Low

Change

Settle

APR

MAY

JUN

JLY

unavailable

CME Lean Hog Delayed Futures

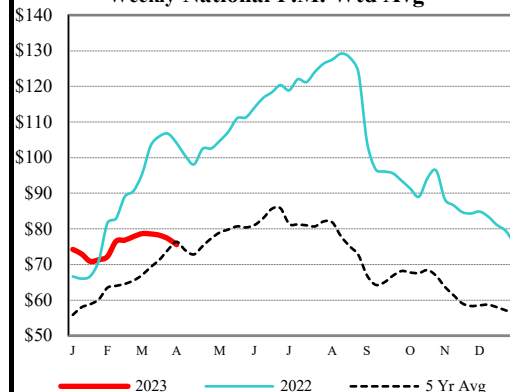
US Direct Delivered Feeder Pig Summary for Weekending - AMS 2810

7-Apr-23

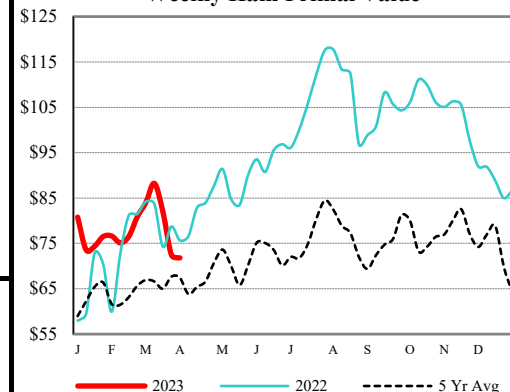
Formula, Cash, & Composite Wtd Avg Prices

		Formula	Cash	Composite
SEW	10-12 lb Basis	41.89	28.06	32.59
Feeder Pigs	40 lb Basis		72.50	72.50

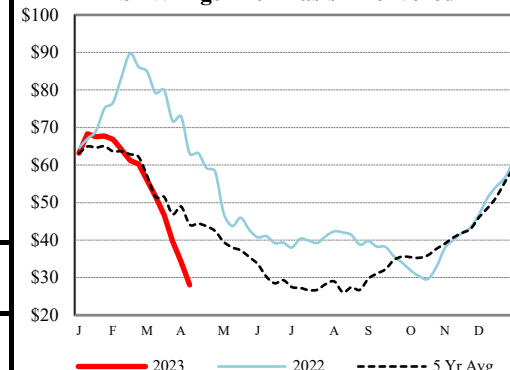
Weekly National P.M. Wtd Avg



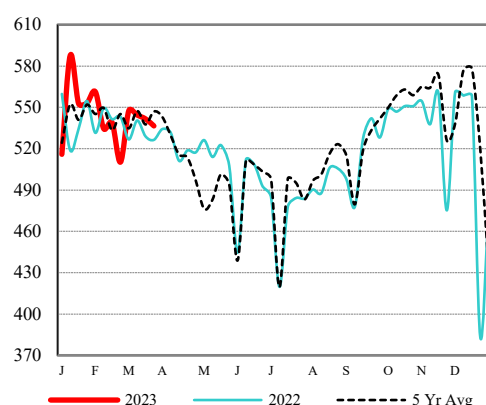
Weekly Ham Primal Value



SEW Pigs - 10# Basis - Delivered



Pork Production



USDA Livestock, Poultry & Grain Market News

Des Moines, Iowa | PH 515-284-4460

Email: Desm.LPGMN@usda.gov

<https://mymarketnews.ams.usda.gov/viewReport/2872>

[USDA AMS Livestock, Poultry & Grain Market News](#)