

# National Daily Hog and Pork Summary

Des Moines, Iowa

Thu

Apr 06, 2023

USDA Livestock, Poultry & Grain Market News

## DAILY DIRECT HOGS PLANT DELIVERED as of 1:30 PM

Negotiated Barrow and Gilt: Carcass Base Price Live Price

### NATIONAL - AMS 2675/LM\_HG203:

Range:	\$65.00	\$74.00	*
Weighted Average:	\$70.86		*
Change from Prior Day:	(-0.72)		*
Head Count:	6,305	562	

### IOWA/MINNESOTA - AMS 2675/LM\_HG206:

Weighted Average:	\$71.62	*
Change from Prior Day:	-\$0.48	*

### WESTERN CORNBELT - AMS 2675/LM\_HG212:

Weighted Average:	\$71.42	*
Change from Prior Day:	-\$0.32	*

### EASTERN CORNBELT - AMS 2675/LM\_HG210:

Weighted Average:	*	*
Change from Prior Day:	*	*

\*Price not reported due to confidentiality.

### NATIONAL DAILY PORK REPORT FOB PLANT - AMS 2498/LM\_PK602:

Carcass Cutout Values	78.68	Change:	2.12
Primal Loin	79.46		0.88
Primal Butt	99.24		(-2.32)
Primal Picnic	70.77		1.25
Primal Rib	110.71		(-7.52)
Primal Ham	72.08		1.64
Primal Belly	86.29		12.01
Total Loads	292.31		
Pork Cuts	272.36	Lds	
Trim/Process Pork	19.95	Lds	

### DAILY HOG SLAUGHTER UNDER FIS - AMS 3208/SJ\_LS710

Today (est)	481,000
Week Ago (est)	478,000
Year Ago (act)	469,000
Week to Date (est)	1,924,000
Same Period Last Week (est)	1,921,000
Same Period Last Year (act)	1,880,000

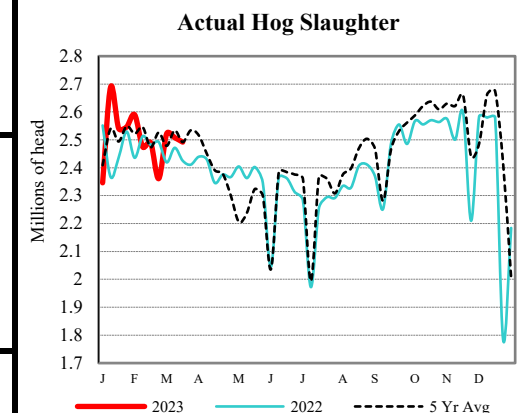
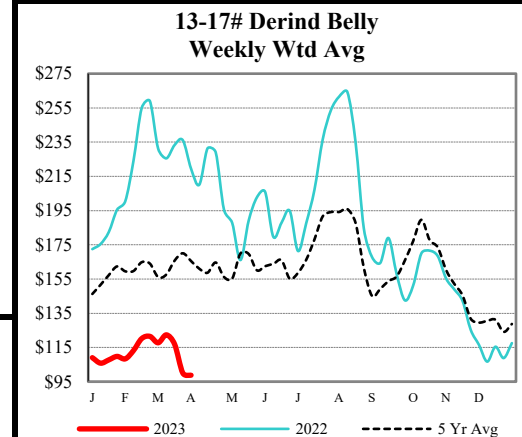
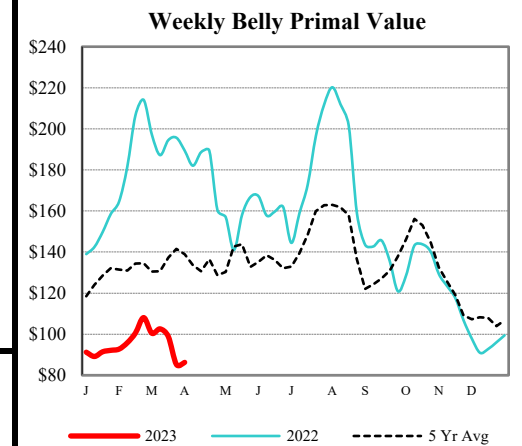
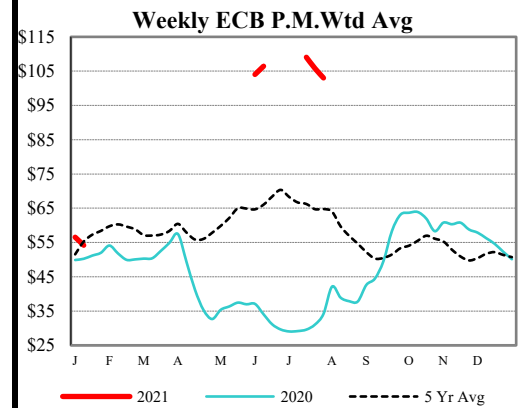
CME Lean Hog Close	High	Low	Change	Settle
APR	74.25	73.38	0.75	74.15
MAY	82.85	80.98	0.90	82.20
JUN	89.70	87.05	(-0.20)	88.18
JLY	92.73	90.10	(-0.15)	91.28

### CME Lean Hog Delayed Futures

### ACTUAL HOG SLAUGHTER UNDER FEDERAL INSPECTION - AMS 3658

For Week ending Saturday, 3/25/2023

	Head	Percent of Total	Live Weight	Dressed Weight
Total Hogs	2,472,821		291	217
Barrows/Gilts	2,406,887	97.3%		215
Sows	59,785	2.4%		299
Stage/Boars	6,149	0.2%		188



USDA Livestock, Poultry & Grain Market News

Des Moines, Iowa | PH 515-284-4460

Email: Desm.LPGMN@usda.gov

<https://mymarketnews.ams.usda.gov/viewReport/2872>

USDA AMS Livestock, Poultry & Grain Market News