

DAILY DIRECT HOGS PLANT DELIVERED as of 1:30 PM

Negotiated Barrow and Gilt:

Carcass Base Price

Live Price

NATIONAL - AMS 2675/LM_HG203:

Range:	66.00	74.50	*
Weighted Average:	71.58		*
Change from Prior Day:	(-0.80)		*
Head Count:	7,830		190

IOWA/MINNESOTA - AMS 2675/LM_HG206:

Weighted Average:	72.10		*
Change from Prior Day:	(-0.43)		*

WESTERN CORNBELT - AMS 2675/LM_HG212:

Weighted Average:	71.74		*
Change from Prior Day:	(-0.93)		*

EASTERN CORNBELT - AMS 2675/LM_HG210:

Weighted Average:	*		*
Change from Prior Day:	*		*

*Price not reported due to confidentiality.

NATIONAL DAILY PORK REPORT FOB PLANT - AMS 2498/LM_PK602:

Carcass Cutout Values	76.56	Change:	(-0.29)
Primal Loin	78.58		(-1.38)
Primal Butt	101.56		1.35
Primal Picnic	69.52		1.28
Primal Rib	118.23		1.95
Primal Ham	70.44		3.67
Primal Belly	74.28		(-9.26)
Total Loads	305.11		
Pork Cuts	265.63	Lds	
Trim/Process Pork	39.49	Lds	

DAILY HOG SLAUGHTER UNDER FIS - AMS 3208/SJ_LS710

Today (est)	477,000
Week Ago (est)	477,000
Year Ago (act)	452,000
Week to Date (est)	1,443,000
Same Period Last Week (est)	1,443,000
Same Period Last Year (act)	1,411,000

CME Lean Hog Close

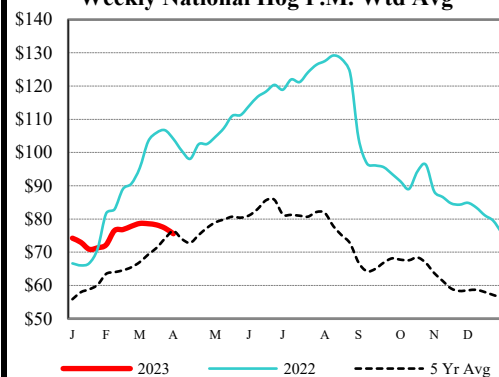
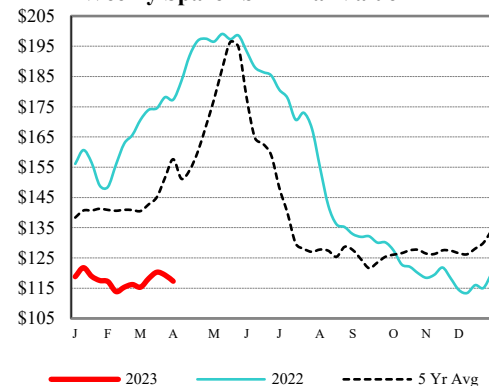
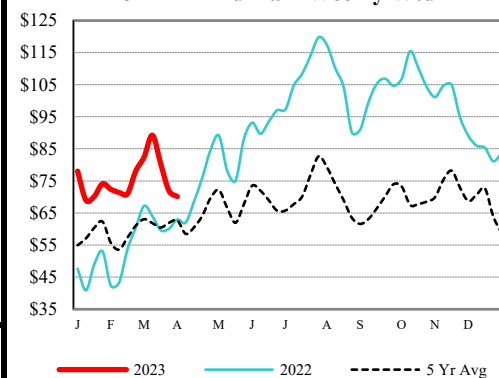
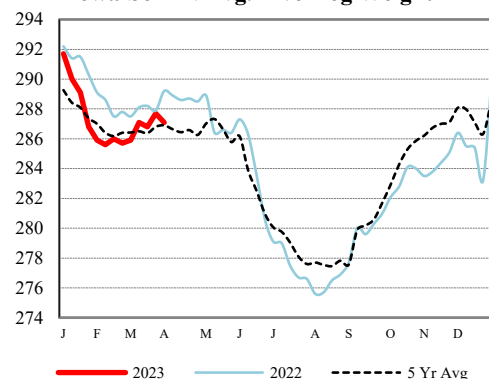
	<u>High</u>	<u>Low</u>	<u>Change</u>	<u>Settle</u>
APR	74.30	71.98	1.18	73.40
MAY	82.00	80.68	(-0.88)	81.30
JUN	89.35	87.40	(-1.20)	88.38
JLY	92.200B	90.53	(-1.33)	91.43

CME Lean Hog Delayed Futures**IOWA-SOUTHERN MINNESOTA WEEKLY AVERAGE WEIGHT - AMS 2840/NW_LS720**

For Week Ending Sat,

Apr 01, 2023

	<u>Ending</u>	<u>Head Count</u>	<u>Average Weight</u>
	4/1/2023	785,000	287.1
Week Ago:	3/25/2023	786,000	287.7
Year Ago:	4/2/2022	778,000	289.2

Weekly National Hog P.M. Wtd Avg**Weekly Sparerib Primal Value****23-27# Trm'd Ham Weekly Wtd****Iowa-So MN Avg. Live Hog Weight****USDA Livestock, Poultry & Grain Market News**

Des Moines, Iowa | PH 515-284-4460

Email: Desm.LPGMN@usda.gov

<https://mymarketnews.ams.usda.gov/viewReport/2872>[USDA AMS Livestock, Poultry & Grain Market News](https://mymarketnews.ams.usda.gov/viewReport/2872)