

DAILY DIRECT HOGS PLANT DELIVERED as of 1:30 PM

Negotiated Barrow and Gilts:

Carcass Base Price

Live Price

NATIONAL - AMS 2675/LM_HG203:

Range:	\$72.50	\$75.00	45.00	\$57.65
Weighted Average:	\$72.66		\$55.15	
Change from Prior Day:	0.76		*	
Head Count	3,440		670	

IOWA/MINNESOTA - AMS 2675/LM_HG206:

Weighted Average:	*	*
Change from Prior Day:	*	*

WESTERN CORNBELT - AMS 2675/LM_HG212:

Weighted Average:	*	*
Change from Prior Day:	*	*

EASTERN CORNBELT - AMS 2675/LM_HG210:

Weighted Average:	*	*
Change from Prior Day:	*	*

*Price not reported due to confidentiality.

NATIONAL DAILY PORK REPORT FOB PLANT- AMS 2498/LM_PK602:

Carcass Cutout Values	78.32	Chg:	1.04
Primal Loin	80.49		1.46
Primal Butt	103.89		1.16
Primal Picnic	69.83		3.82
Primal Rib	113.13		(-4.22)
Primal Ham	67.23		(-3.58)
Primal Belly	86.83		8.07
Total Loads	317.99		
Pork Cuts	285.05	Lds	
Trim/Process Pork	32.94	Lds	

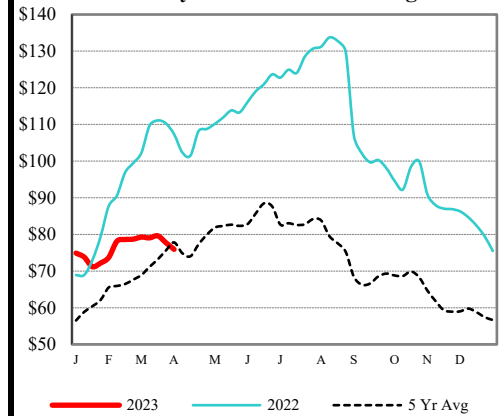
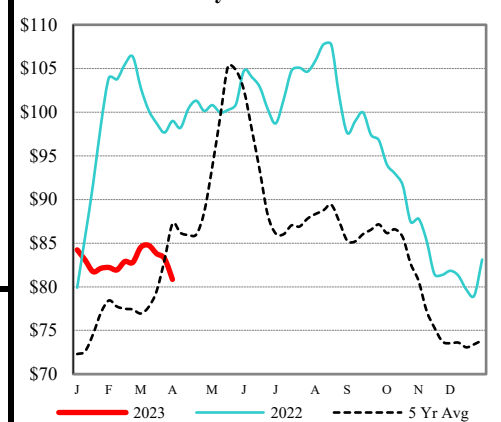
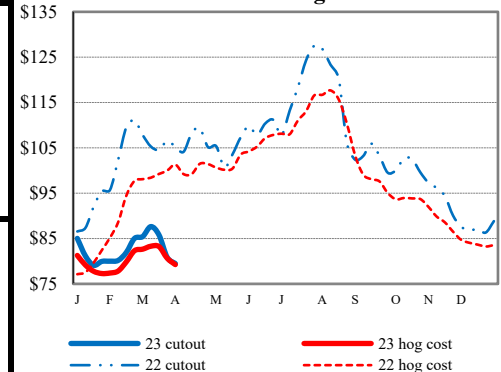
DAILY HOG SLAUGHTER UNDER FIS - AMS 3208/SJ_LS710

Today (est)	485,000
Week Ago (est)	486,000
Year Ago (act)	478,000

CME Lean Hog CLOSE	High	Low	Change	Settle
APR	75.25	74.13	(-0.73)	74.53
MAY	85.35	83.50	(-0.25)	84.38
JUN	92.25	90.10	(-0.20)	91.43
JLY	94.88	92.50	0.30	94.33

CME Lean Hog Delayed Futures**ESTIMATED WEEKLY PORK PRODUCTION UNDER FIS - AMS 3209/SJ_LS712**

Week Ending	Hog Slaughter	Million Pounds	Live Weight	Dressed Weight
04/01/23	2,497,000	542.0	292	217
03/25/23	2,457,000	532.5	292	217
2023 YTD	32,515,000	7062.5		
2022 YTD	31,975,000	6989.3		

Weekly Ia-Mn P.M. Wtd Avg**Weekly Loin Primal Value****1/4" Trim Loin Weekly Wtd Avg****Pork Cutout vs Avg Net Price****USDA Livestock, Poultry & Grain Market News**

Des Moines, Iowa | PH 515-284-4460

Email: Desm.LPGMN@usda.gov<https://mymarketnews.ams.usda.gov/viewReport/2872>[USDA AMS Livestock, Poultry & Grain Market News](#)