

National Daily Hog and Pork Summary

Des Moines, Iowa

Thu

Mar 30, 2023

USDA Livestock, Poultry & Grain Market News

DAILY DIRECT HOGS PLANT DELIVERED as of 1:30 PM

| | | | |
|--------------------------------------|--------------------|---------|------------|
| Negotiated Barrow and Gilt: | Carcass Base Price | | Live Price |
| <u>NATIONAL - AMS 2675/LM_HG203:</u> | | | |
| Range: | \$68.00 | \$79.00 | * |
| Weighted Average: | \$75.95 | | * |
| Change from Prior Day: | 0.44 | | * |
| Head Count: | 2,879 | | 550 |

IOWA/MINNESOTA - AMS 2675/LM_HG206:

| | | |
|------------------------|---|---|
| Weighted Average: | * | * |
| Change from Prior Day: | * | * |

WESTERN CORNBELT - AMS 2675/LM_HG212:

| | | |
|------------------------|---|---|
| Weighted Average: | * | * |
| Change from Prior Day: | * | * |

EASTERN CORNBELT - AMS 2675/LM_HG210:

| | | |
|------------------------|---|---|
| Weighted Average: | * | * |
| Change from Prior Day: | * | * |

*Price not reported due to confidentiality.

NATIONAL DAILY PORK REPORT FOB PLANT - AMS 2498/LM_PK602:

| | | | |
|-----------------------|--------|---------|---------|
| Carcass Cutout Values | 78.79 | Change: | (-1.47) |
| Primal Loin | 79.03 | | (-2.13) |
| Primal Butt | 101.86 | | (-2.58) |
| Primal Picnic | 65.92 | | (-1.24) |
| Primal Rib | 120.44 | | 5.40 |
| Primal Ham | 69.84 | | (-1.13) |
| Primal Belly | 88.40 | | (-3.09) |
| Total Loads | 285.85 | | |
| Pork Cuts | 266.57 | Lds | |
| Trim/Process Pork | 19.29 | Lds | |

DAILY HOG SLAUGHTER UNDER FIS - AMS 3208/SJ_LS710

| | |
|-----------------------------|-----------|
| Today (est) | 478,000 |
| Week Ago (est) | 490,000 |
| Year Ago (act) | 479,000 |
| Week to Date (est) | 1,921,000 |
| Same Period Last Week (est) | 1,912,000 |
| Same Period Last Year (act) | 1,921,000 |

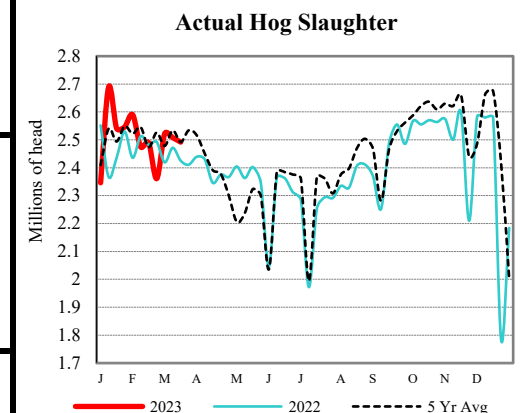
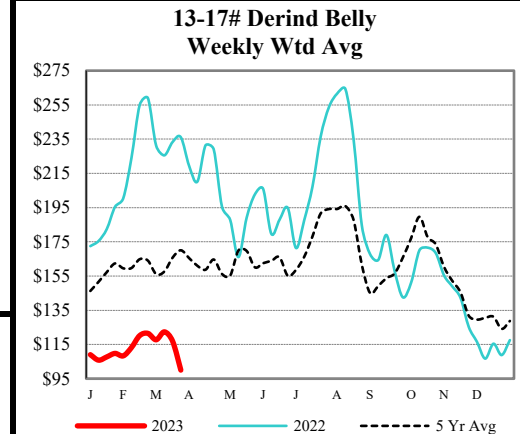
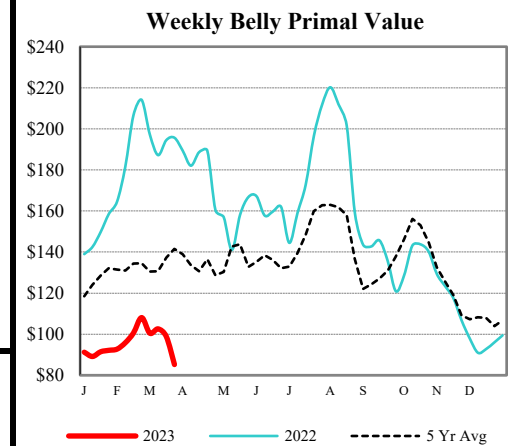
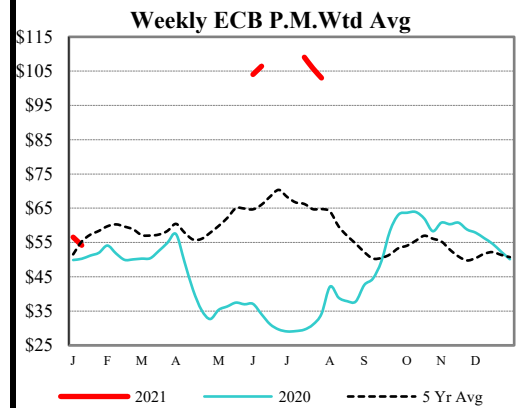
| CME Lean Hog Close | High | Low | Change | Settle |
|--------------------|-------|-------|---------|--------|
| APR | 77.30 | 76.35 | (-0.33) | 76.45 |
| MAY | 85.00 | 83.85 | 0.33 | 84.75 |
| JUN | 92.03 | 90.53 | 0.78 | 91.60 |
| JLY | 93.98 | 92.73 | 0.65 | 93.58 |

CME Lean Hog Delayed Futures

ACTUAL HOG SLAUGHTER UNDER FEDERAL INSPECTION - AMS 3658

For Week ending Saturday, 3/18/2023

| | Head | Percent of Total | Live Weight | Dressed Weight |
|---------------|-----------|------------------|-------------|----------------|
| Total Hogs | 2,491,920 | | 292 | 217 |
| Barrows/Gilts | 2,424,590 | 97.3% | | 216 |
| Sows | 59,946 | 2.4% | | 297 |
| Stage/Boars | 7,384 | 0.3% | | 181 |



USDA Livestock, Poultry & Grain Market News

Des Moines, Iowa | PH 515-284-4460

Email: Desm.LPGMN@usda.gov

<https://mymarketnews.ams.usda.gov/viewReport/2872>

USDA AMS Livestock, Poultry & Grain Market News