

National Daily Hog and Pork Summary

Des Moines, Iowa

Mon,

Mar 27, 2023

USDA Livestock, Poultry & Grain Market News

DAILY DIRECT HOGS PLANT DELIVERED as of 1:30 PM

Negotiated Barrow and Gilts:	Carcass Base Price	Live Price
<u>NATIONAL - AMS 2675/LM_HG203:</u>		
Range:	\$69.00 \$77.00	*
Weighted Average:	\$75.84	*
Change from Prior Day:	(-0.74)	*
Head Count	5,993	806

IOWA/MINNESOTA - AMS 2675/LM_HG206:

Weighted Average:	\$75.81	*
Change from Prior Day:	*	*

WESTERN CORNBELT - AMS 2675/LM_HG212:

Weighted Average:	\$75.73	*
Change from Prior Day:	(-0.36)	*

EASTERN CORNBELT - AMS 2675/LM_HG210:

Weighted Average:	*	*
Change from Prior Day:	*	*

*Price not reported due to confidentiality.

NATIONAL DAILY PORK REPORT FOB PLANT- AMS 2498/LM_PK602:

Carcass Cutout Values	81.22	Chg:	0.17
Primal Loin	82.50	(-1.72)	
Primal Butt	104.56	(-0.92)	
Primal Picnic	70.11	1.65	
Primal Rib	118.03	2.07	
Primal Ham	73.41	(-0.89)	
Primal Belly	89.07	4.01	
Total Loads	349.03		
Pork Cuts	301.90	Lds	
Trim/Process Pork	47.13	Lds	

DAILY HOG SLAUGHTER UNDER FIS - AMS 3208/SJ_LS710

Today (est)	486,000
Week Ago (est)	459,000
Year Ago (act)	478,000

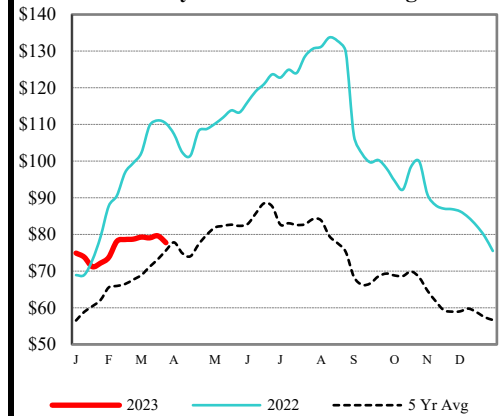
CME Lean Hog CLOSE	High	Low	Change	Settle
APR	79.95	77.18	1.45	78.63
MAY	87.98	85.45	1.05	86.73
JUN	94.70	90.83	1.65	93.08
JLY	96.68	92.95	1.58	95.15

CME Lean Hog Delayed Futures

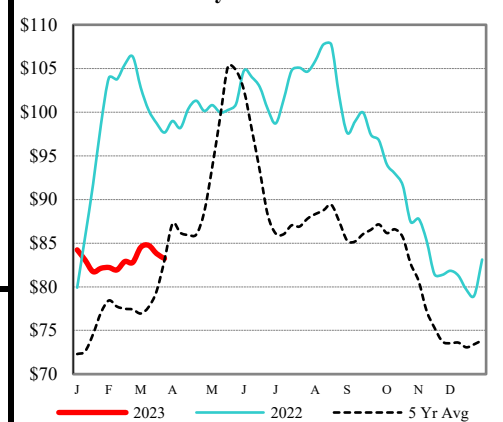
ESTIMATED WEEKLY PORK PRODUCTION UNDER FIS - AMS 3209/SJ_LS712

Week Ending	Hog Slaughter	Million Pounds	Live Weight	Dressed Weight
03/25/23	2,457,000	532.5	292	217
03/18/23	2,492,000	539.7	291	217
2023 YTD	30,018,000	6518.6		
2022 YTD	29,535,000	6455.1		

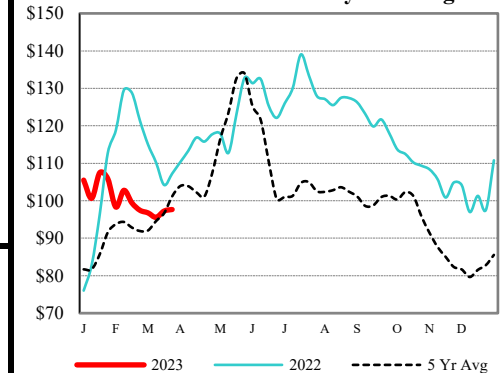
Weekly Ia-Mn P.M. Wtd Avg



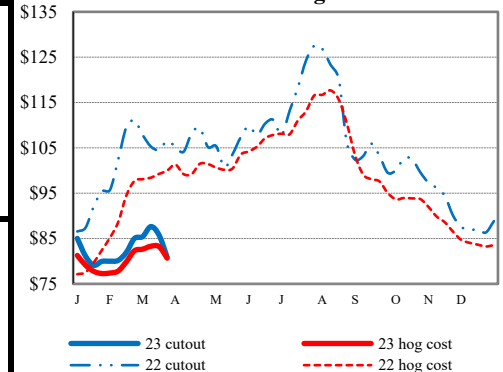
Weekly Loin Primal Value



1/4" Trim Loin Weekly Wtd Avg



Pork Cutout vs Avg Net Price



USDA Livestock, Poultry & Grain Market News

Des Moines, Iowa | PH 515-284-4460

Email: Desm.LPGMN@usda.gov

<https://mymarketnews.ams.usda.gov/viewReport/2872>

USDA AMS Livestock, Poultry & Grain Market News