

DAILY DIRECT HOGS PLANT DELIVERED as of 1:30 PM

| Negotiated Barrow and Gilt: | Carcass Base Price | Live Price |
|-----------------------------------------------------|--------------------|-------------------|
| <u>NATIONAL - LM HG203:</u> | | |
| Range: | \$72.00 - \$83.00 | \$54.45 - \$64.50 |
| Weighted Average: | \$78.98 | \$62.32 |
| Change from Prior Day: | 1.50 lower | 0.24 lower |
| Receipts: | 9,335 | 1,486 |
| <u>IOWA/MINNESOTA - LM HG206:</u> | | |
| Range: | \$76.00 - \$83.00 | N/A - N/A |
| Weighted Average: | \$81.64 | N/A |
| Change from Prior Day: | 0.04 lower | N/A |
| Receipts: | 3,550 | 809 |
| <u>WESTERN CORNBELT - LM HG212:</u> | | |
| Range: | \$72.00 - \$83.00 | N/A - N/A |
| Weighted Average: | \$81.07 | N/A |
| Change from Prior Day: | 0.34 lower | N/A |
| Receipts: | 3,925 | 894 |
| <u>EASTERN CORNBELT - LM HG210:</u> | | |
| Range: | \$77.01 - \$78.35 | \$54.45 - \$63.50 |
| Weighted Average: | \$77.51 | \$61.67 |
| Change from Prior Day: | No Comp | 0.41 lower |
| Receipts: | 5,320 | 592 |

[NATIONAL DAILY PORK REPORT FOB PLANT- LM PK602:](#)

| | | | |
|-----------------------|--------|---------|---------|
| Carcass Cutout Values | 83.92 | Change: | 1.93 |
| Primal Loin | 77.61 | | 3.25 |
| Primal Butt | 110.09 | | 0.34 |
| Primal Picnic | 59.77 | | (-0.78) |
| Primal Rib | 163.73 | | 6.03 |
| Primal Ham | 67.28 | | (-1.25) |
| Primal Belly | 120.95 | | 7.06 |
| Total Loads | 239.08 | | |
| Pork Cuts | 215.9 | Lds | |
| Trim/Process Pork | 23.18 | Lds | |

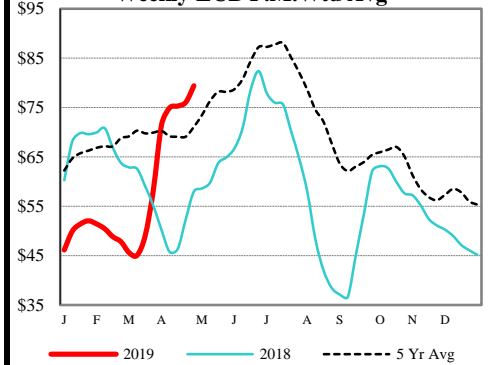
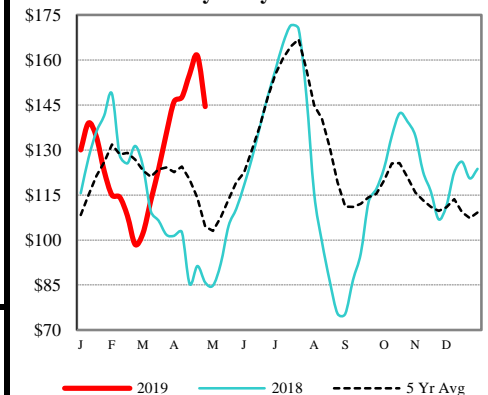
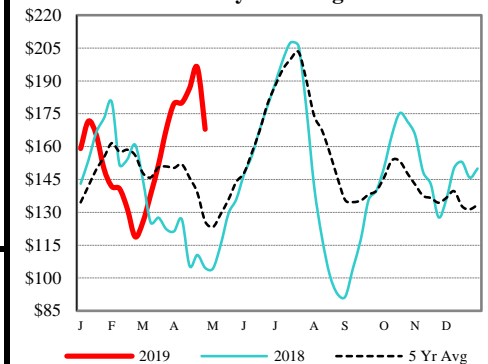
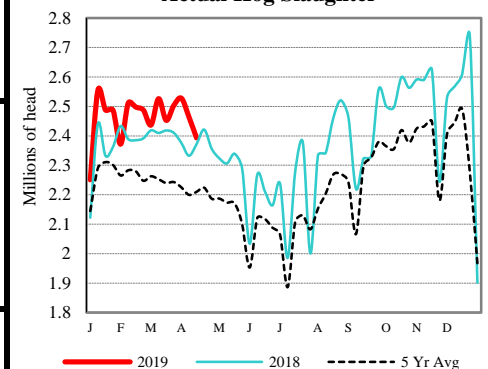
[DAILY EST. HOG SLAUGHTER UNDER FIS - SJ LS710](#)

| | |
|-----------------------------|-----------|
| Today (est) | 474,000 |
| Week Ago (est) | 471,000 |
| Year Ago (act) | 460,000 |
| Week to Date (est) | 1,894,000 |
| Same Period Last Week (est) | 1,747,000 |
| Same Period Last Year (act) | 1,845,000 |

| CME Lean Hog Close | High | Low | Settle | Change |
|--------------------|-------|-------|--------|---------|
| MAY | 87.20 | 85.75 | 86.10 | (-1.00) |
| JUN | 93.83 | 91.25 | 92.75 | (-1.52) |
| JLY | 97.23 | 94.48 | 95.53 | 0.15 |
| AUG | 97.80 | 95.13 | 96.28 | 0.20 |

[CME Lean Hog Delayed Futures](#)[ACTUAL HOG SLAUGHTER UNDER FEDERAL INSPECTION](#)For Week ending Saturday, **4/20/2019**

| | Head | Percent of Total | Live Weight | Dressed Weight |
|---------------|-----------|------------------|-------------|----------------|
| Total Hogs | 2,383,832 | | 287 | 215 |
| Barrows/Gilts | 2,321,292 | 97.4 | | 213 |
| Sows | 54,196 | 2.3 | | 304 |
| Stags/Boars | 8,344 | 0.4 | | 189 |

Weekly ECB P.M. Wtd Avg**Weekly Belly Primal Value****13-17# Derind Belly Weekly Wtd Avg****Actual Hog Slaughter**

USDA Livestock, Poultry & Grain Market News

Des Moines, Iowa

Phone: 515-284-4460

Email: Desm.LPGMN@ams.usda.gov[USDA AMS Livestock, Poultry & Grain Market News Portal](#)