

DAILY DIRECT HOGS PLANT DELIVERED as of 1:30 PM

Negotiated Barrow and Gilt:	Carcass Base Price	Live Price
<u>NATIONAL - LM HG203:</u>		
Range:	\$71.00 - \$83.25	\$58.50 - \$63.25
Weighted Average:	\$80.46	\$61.69
Change from Prior Day:	0.67 higher	0.58 higher
Receipts:	9,465	1,025
<u>IOWA/MINNESOTA - LM HG206:</u>		
Range:	\$73.00 - \$83.25	N/A - N/A
Weighted Average:	\$81.86	N/A
Change from Prior Day:	1.07 higher	N/A
Receipts:	5,975	187
<u>WESTERN CORNBELT - LM HG212:</u>		
Range:	\$72.00 - \$83.25	N/A - N/A
Weighted Average:	\$81.54	N/A
Change from Prior Day:	0.89 higher	N/A
Receipts:	6,380	187
<u>EASTERN CORNBELT - LM HG210:</u>		
Range:	\$71.00 - \$80.00	\$58.50 - \$63.25
Weighted Average:	\$78.22	\$61.98
Change from Prior Day:	no comparison	1.02 higher
Receipts:	3,085	838

[NATIONAL DAILY PORK REPORT FOB PLANT- LM PK602:](#)

Carcass Cutout Values	82.22	Change:	(-2.77)
Primal Loin	74.38		(-1.19)
Primal Butt	108.49		0.73
Primal Picnic	59.00		(-1.41)
Primal Rib	159.30		(-1.39)
Primal Ham	69.68		(-0.35)
Primal Belly	115.95		(-12.52)
Total Loads	358.66		
Pork Cuts	318.91	Lds	
Trim/Process Pork	39.75	Lds	

[DAILY EST. HOG SLAUGHTER UNDER FIS - SJ LS710](#)

Today (est)	474,000
Week Ago (est)	475,000
Year Ago (act)	467,000
Week to Date (est)	946,000
Same Period Last Week (est)	799,000
Same Period Last Year (act)	924,000

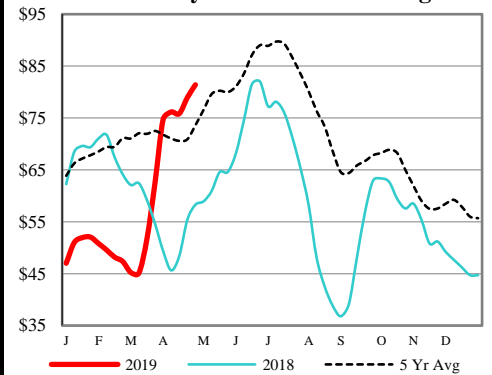
CME Lean Hog Close	High	Low	Settle	Change
MAY	85.13	83.93	84.30	(-0.47)
JUN	89.80	87.70	88.23	0.17
JLY	94.08	92.10	92.38	(-0.17)
AUG	94.60	92.78	93.08	(-0.20)

[CME Lean Hog Delayed Futures](#)

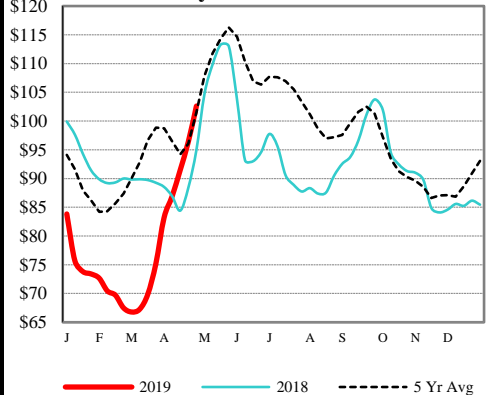
[NATIONAL WEEKLY DIRECT HOGS NON-CARCASS MERIT PREMIUM](#)

For Week ending	Apr 27, 2019	Average
Volume	0.00 - 0.00	0.00
Transportation	0.32 - 3.13	1.60
Delivery Time	0.25 - 3.00	0.77
Breed	0.00 - 0.00	0.00
Pork Quality Assurance	0.00 - 0.00	0.00
Beta Agonist Free	0.30 - 1.00	0.60

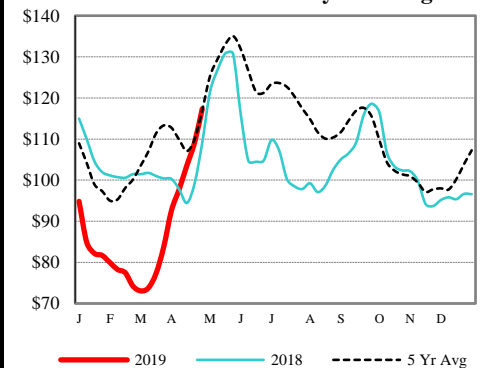
Weekly WCB P.M. Wtd Avg



Weekly Butt Primal Value



1/4" Trim Butt Weekly Wtd Avg



Actual Sow Slaughter

