

DAILY DIRECT HOGS PLANT DELIVERED as of 1:30 PM

Negotiated Barrow and Gilts:

Carcass Base Price

Live Price

NATIONAL - LM HG203:

Range:	\$73.00 - \$83.00	\$55.00 - \$63.25
Weighted Average:	\$79.89	\$61.53
Change from Prior Day:	1.05 lower	0.37 higher
Receipts:	8,200	1,021

IOWA/MINNESOTA - LM HG206:

Range:	\$75.00 - \$83.00	\$55.00 - \$63.25
Weighted Average:	\$81.39	\$62.24
Change from Prior Day:	0.33 lower	No Comp
Receipts:	3,290	634

WESTERN CORNBELT - LM HG212:

Range:	\$73.00 - \$83.00	\$55.00 - \$63.25
Weighted Average:	\$80.65	\$62.24
Change from Prior Day:	0.41 lower	No Comp
Receipts:	3,610	634

EASTERN CORNBELT - LM HG210:

Range:	N/A - N/A	\$57.50 - \$63.08
Weighted Average:	N/A	\$60.37
Change from Prior Day:	N/A	No Comp
Receipts:	4,590	387

NATIONAL DAILY PORK REPORT FOB PLANT- LM PK602:

Carcass Cutout Values	87.86	0.62
Primal Loin	76.23	(-0.56)
Primal Butt	101.55	3.72
Primal Picnic	55.94	0.15
Primal Rib	153.14	1.61
Primal Ham	69.06	3.39
Primal Belly	156.17	(-3.41)
Total Loads	274.24	
Pork Cuts	244.95 Lds	
Trim/Process Pork	29.28 Lds	

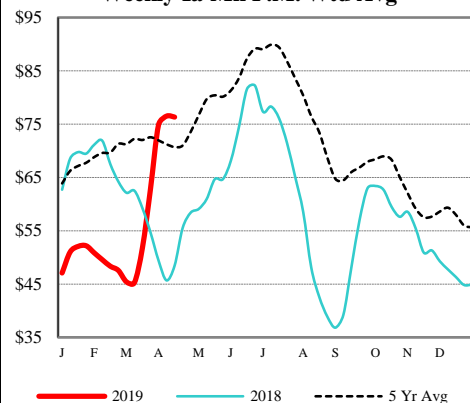
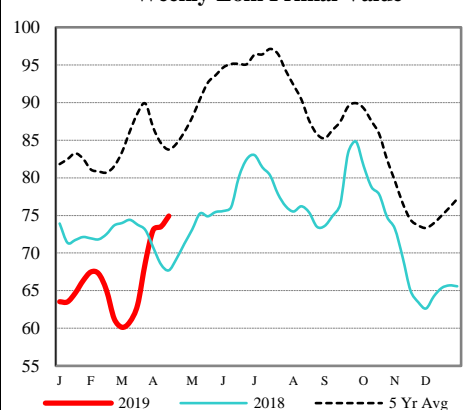
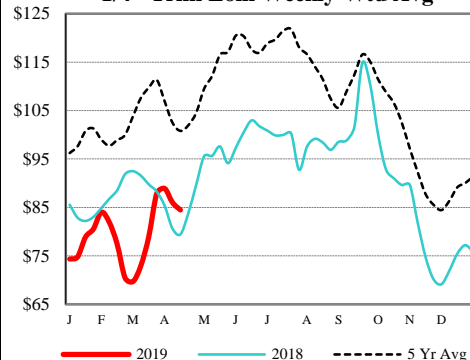
DAILY EST. HOG SLAUGHTER UNDER FIS - SJ_LS710

Today (est)	324,000
Week Ago (est)	430,000
Year Ago (act)	462,000

CME Lean Hog CLOSE	High	Low	Settle	Change
MAY	91.00	88.73	89.03	-1.17
JUN	97.33	93.75	93.78	-2.97
JUL	100.78	97.55	97.98	-2.57
AUG	102.05	98.95	99.58	-2.2

CME Lean Hog Delayed Futures**ESTIMATED WEEKLY PORK PRODUCTION UNDER FIS - SJ_LS712**

Week Ending	Hog Slaughter	Million Pounds	Live Weight	Dressed Weight
04/20/19	2,380,000	510.4	287	215
04/13/19	2,384,000	410.7	287	215
2019 YTD	38,928,000	8351.0		
2018 YTD	38,015,000	8140.2		

Weekly Ia-Mn P.M. Wtd Avg**Weekly Loin Primal Value****1/4" Trim Loin Weekly Wtd Avg****Pork Cutout vs Avg Net Price**