

**DAILY DIRECT HOGS PLANT DELIVERED as of 1:30 PM**

Negotiated Barrow and Gilts:	Carcass Base Price	Live Price
<u>NATIONAL - LM HG203:</u>		
Range:	\$67.00 - \$78.00	\$54.00 - \$61.25
Weighted Average:	\$75.40	\$58.61
Change from Prior Day:	0.38 lower	0.98 lower
Receipts:	8,347	1,615
<u>IOWA/MINNESOTA - LM HG206:</u>		
Range:	\$67.00 - \$78.00	\$54.00 - \$61.25
Weighted Average:	\$76.38	\$59.00
Change from Prior Day:	0.28 lower	0.61 lower
Receipts:	3,924	1,170
<u>WESTERN CORNBELT - LM HG212:</u>		
Range:	\$67.00 - \$78.00	\$54.00 - \$61.25
Weighted Average:	\$75.68	\$58.46
Change from Prior Day:	0.84 lower	1.06 lower
Receipts:	4,317	1,374
<u>EASTERN CORNBELT - LM HG210:</u>		
Range:	N/A - N/A	N/A - N/A
Weighted Average:	N/A	N/A
Change from Prior Day:	N/A	N/A
Receipts:	4,030	241

NATIONAL DAILY PORK REPORT FOB PLANT- LM PK602:

Carcass Cutout Values	83.29	0.82
Primal Loin	75.12	(-0.26)
Primal Butt	90.72	0.45
Primal Picnic	51.57	1.93
Primal Rib	134.04	3.53
Primal Ham	64.10	(-0.44)
Primal Belly	152.52	2.95
Total Loads	190.99	
Pork Cuts	163.52 Lds	
Trim/Process Pork	27.47 Lds	

DAILY EST. HOG SLAUGHTER UNDER FIS - SJ LS710

Today (est)	475,000
Week Ago (est)	476,000
Year Ago (act)	451,000

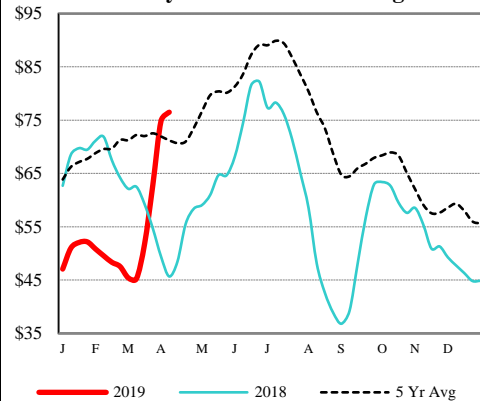
CME Lean Hog CLOSE	High	Low	Settle	Change
APR	79.03	78.43	78.60	(-0.43)
MAY	91.10	89.00	89.45	(-1.55)
JUN	98.58	96.85	98.15	(-0.83)
JUL	100.85	99.55	100.98	(-0.60)

CME Lean Hog Delayed Futures

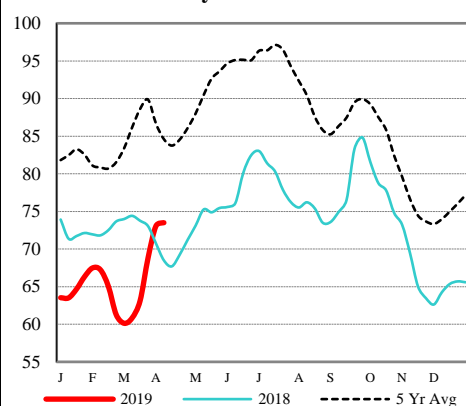
ESTIMATED WEEKLY PORK PRODUCTION UNDER FIS - SJ LS712

Week Ending	Hog Slaughter	Million Pounds	Live Weight	Dressed Weight
04/06/19	2,458,000	526.5	287	214
03/30/19	2,504,000	536.4	287	215
2019 YTD	34,134,000	7322.2		
2018 YTD	33,222,000	7111.9		

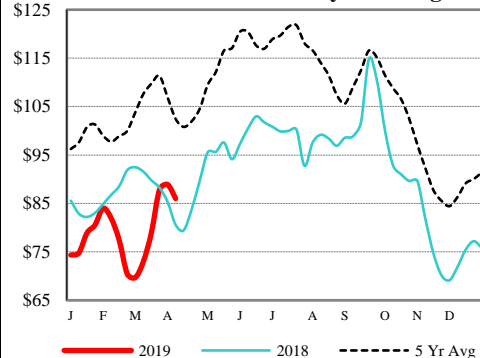
**Weekly Ia-Mn P.M. Wtd Avg**



**Weekly Loin Primal Value**



**1/4" Trim Loin Weekly Wtd Avg**



**Pork Cutout vs Avg Net Price**

