

[AMS 2453/LM_XB403](#)

DAILY ESTIMATED CUTOUT VALUES

	Choice 600-900#	Select 600-900#	Choice/Select Spread	
Current Cutout Values:	332.93	305.71	27.22	
Change from prior day:	4.20	1.61		
Primal Rib	501.62	428.14		
Primal Chuck	260.01	257.05		
Primal Round	251.47	250.66		
Primal Loin	483.89	408.43		
Primal Brisket	262.21	231.32		
Primal Short Plate	271.23	271.23		
Primal Flank	223.63	217.33		
			Load Count:	
			Total	81
			Choice	48
			Select	19
			Trimming	4
			Grinds	10

Fresh 50% Trimmings 4 Loads @ 194.23

[AMS 2829/NW_LS441](#)

USDA BY-PRODUCT DROP VALUE (STEER) - DAILY

12.75 Change: UNCH

[AMS 2466/LM_CT100](#)

5 AREA WEEKLY ACCUMULATED WEIGHTED AVG CATTLE PRICE

As of 10:00 am	Head Count	Avg Weight	Avg Price
Live Steer	34,786	1,426	189.06
Live Heifer	9,091	1,279	188.35
Dressed Steer	12,449	917	299.14
Dressed Heifer	1,921	819	299.70

[AMS 3208/SJ_LS710](#)

DAILY CATTLE SLAUGHTER

		Saturday
Today	120,000	6,000
Week Ago	124,000	67,000
Year Ago (act)	124,000	48,000
Week to Date	615,000	621,000
Same Period Last Week	506,000	573,000
Same Period Last Year	623,000	671,000
Previous Day	Steer and Heifer	98,000
	Cow and Bull	27,000

[AMS 3209/SJ_LS712](#)

BEEF PRODUCTION	6/10/2023 (Estimate)	Last Week (Estimate)	Last Year (Actual)
Slaughter	621,000	573,000	671,000
Live Weights	1350	1353	1345
Dressed Weights	815	817	810
Beef Production (millions of pounds)	505	467.1	542.8

[AMS 2825/NW_LS410](#)

USDA BEEF CARCASS PRICE EQUIVALENT INDEX VALUE

	Choice 600-900#	Select 600-900#	Dressing percent:	
			Steer	Heifer
Change	4.23	2.94	62.80	62.73

[AMS 2455/LM_XB405](#)

USDA NATIONAL CUTTER COW CARCASS CUTOUT

228.02 1.33 90% lean: 283.06

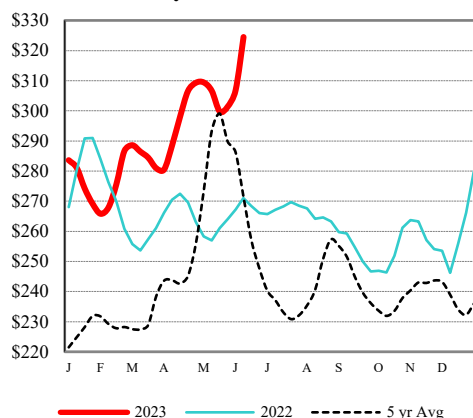
[CME LIVE CATTLE](#)

	High	Low	Change	Settle
JUN	180.18	177.28	(0.55)	178.23
AUG	173.45	170.95	(0.40)	171.85
OCT	176.10	173.75	0.10	174.80

[CME FEEDER CATTLE](#)

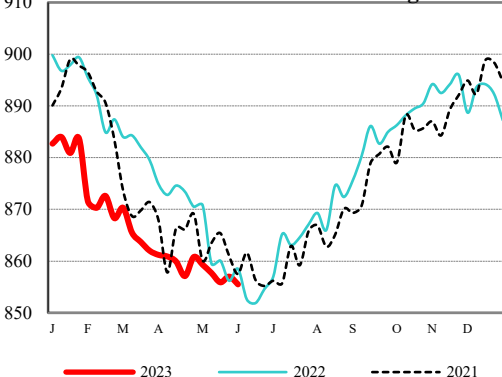
	High	Low	Change	Settle
AUG	240.90	236.83	0.35	239.00
SEP	243.83	239.63	0.23	241.70
OCT	245.75	241.38	0.05	243.50

Weekly Choice Cutout



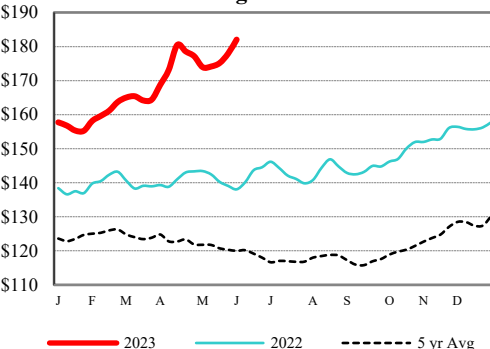
— 2023 — 2022 - - - - 5 yr Avg

LMR Steer/Heifer Dressed Weights



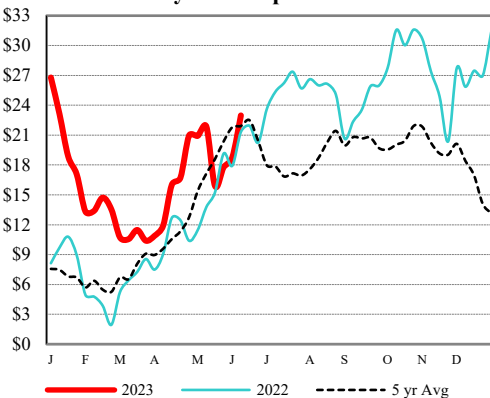
— 2023 — 2022 - - - - 2021

5 Area Weekly Wtd Avg Steer Price



— 2023 — 2022 - - - - 5 yr Avg

Weekly Ch/Se Spread



— 2023 — 2022 - - - - 5 yr Avg