

[AMS 2453/LM\\_XB403](#)

DAILY ESTIMATED CUTOUT VALUES

	Choice 600-900#	Select 600-900#	Choice/Select Spread
Current Cutout Values:	308.56	285.12	23.44
Change from prior day:	(-0.63)	(-3.04)	
Primal Rib	471.94	385.03	
Primal Chuck	240.82	235.16	
Primal Round	232.33	229.76	
Primal Loin	439.49	392.24	
Primal Brisket	236.58	221.71	
Primal Short Plate	272.97	272.97	
Primal Flank	210.37	195.29	
			<b>Load Count:</b>
			Total 78
			Choice 47
			Select 18
			Trimming 3
			Grinds 10

Fresh 50% Trimmings 3 Loads @ 199.98

[AMS 2829/NW\\_LS441](#)

USDA BY-PRODUCT DROP VALUE (STEER) - DAILY

13.07 Change: UNCH

[AMS 2466/LM\\_CT100](#)

5 AREA WEEKLY ACCUMULATED WEIGHTED AVG CATTLE PRICE

As of 10:00 am	Head Count	Avg Weight	Avg Price
Live Steer	31,668	1,410	173.93
Live Heifer	14,423	1,281	173.84
Dressed Steer	10,714	917	280.94
Dressed Heifer	3,450	799	280.92

[AMS 3208/SJ\\_LS710](#)

DAILY CATTLE SLAUGHTER

Today	126,000		
Week Ago	123,000		
Year Ago (act)	119,000		
Week to Date			
Same Period Last Week			
Same Period Last Year			
Previous Day	Steer and Heifer	Friday	Saturday
	Cow and Bull	92,000	6,000
		25,000	4,000

[AMS 3209/SJ\\_LS712](#)

	5/6/2023	Last Week	Last Year
BEEF PRODUCTION	(Estimate)	(Estimate)	(Actual)
Slaughter	623,000	620,000	661,000
Live Weights	1357	1362	1364
Dressed Weights	818	821	824
Beef Production (millions of pounds)	508.5	507.9	543.7

[AMS 2825/NW\\_LS410](#)

USDA BEEF CARCASS PRICE EQUIVALENT INDEX VALUE

	Choice 600-900#	Select 600-900#	Dressing percent:
	\$279.90	\$258.02	Steer 62.82
Change	(-0.19)	(-2.05)	Heifer 62.85

[AMS 2455/LM\\_XB405](#)

USDA NATIONAL CUTTER COW CARCASS CUTOUT

	220.31	0.78	90% lean:	273.26
--	--------	------	-----------	--------

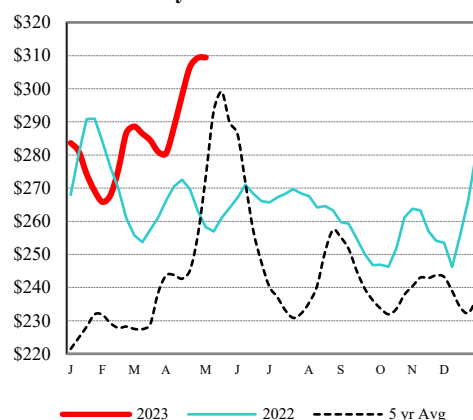
[CME LIVE CATTLE](#)

	High	Low	Change	Settle
JUN	162.83	161.78	0.50	162.43
AUG	160.23	159.43	0.58	160.08
OCT	164.23	163.50	0.55	164.13

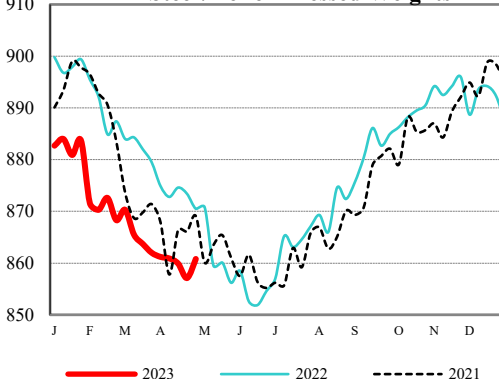
[CME FEEDER CATTLE](#)

	High	Low	Change	Settle
MAY	203.88	202.00	0.90	203.43
AUG	223.38	221.15	1.68	223.10
SEP	226.93	224.90	1.60	226.65

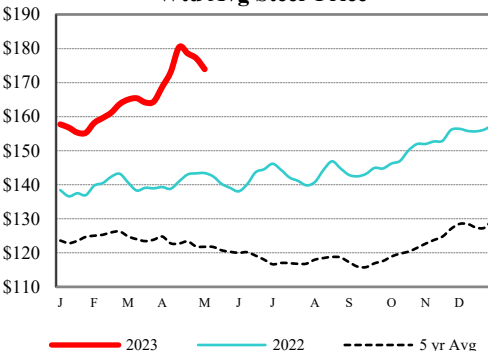
Weekly Choice Cutout



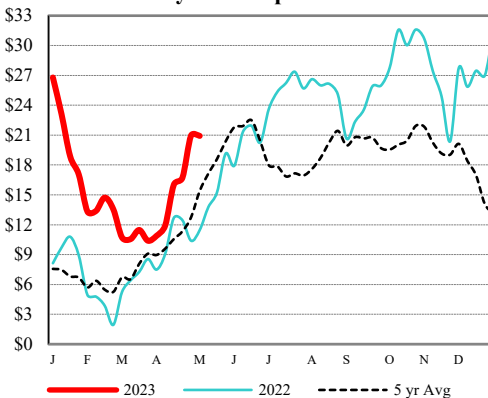
LMR Steer/Heifer Dressed Weights



5 Area Weekly Wtd Avg Steer Price



Weekly Ch/Se Spread



USDA Livestock, Poultry & Grain Market News

Des Moines, Iowa | PH 515-284-4460

Email: [Desm.LPGMN@usda.gov](mailto:Desm.LPGMN@usda.gov)

<https://mymarketnews.ams.usda.gov/viewReport/2870>

[USDA AMS Livestock, Poultry & Grain Market News](#)