

[AMS 2453/LM\\_XB403](#)

DAILY ESTIMATED CUTOUT VALUES

	Choice 600-900#	Select 600-900#	Choice/Select Spread
Current Cutout Values:	309.19	288.16	21.03
Change from prior day:	(-0.33)	0.67	
Primal Rib	474.76	384.05	
Primal Chuck	241.54	242.77	
Primal Round	232.31	231.02	
Primal Loin	440.21	393.69	
Primal Brisket	235.33	223.08	
Primal Short Plate	273.76	273.76	
Primal Flank	209.00	200.68	
			<b>Load Count:</b>
			Total 89
			Choice 59
			Select 19
			Trimming 4
			Grinds 8

Fresh 50% Trimmings 4 Loads @ 199.78

[AMS 2829/NW\\_LS441](#)

USDA BY-PRODUCT DROP VALUE (STEER) - DAILY

13.07 Change: UNCH

[AMS 2466/LM\\_CT100](#)

5 AREA WEEKLY ACCUMULATED WEIGHTED AVG CATTLE PRICE

As of 10:00 am	Head Count	Avg Weight	Avg Price
Live Steer	29,684	1,408	173.98
Live Heifer	14,003	1,280	173.84
Dressed Steer	10,621	917	280.95
Dressed Heifer	3,450	799	280.92

[AMS 3208/SJ\\_LS710](#)

DAILY CATTLE SLAUGHTER

		Saturday
Today	117,000	10,000
Week Ago	106,000	22,000
Year Ago (act)	121,000	50,000
Week to Date	613,000	623,000
Same Period Last Week	602,000	624,000
Same Period Last Year	611,000	661,000
Previous Day	Steer and Heifer 93,000	
	Cow and Bull 27,000	

[AMS 3209/SJ\\_LS712](#)

	5/6/2023	Last Week	Last Year
BEEF PRODUCTION	(Estimate)	(Estimate)	(Actual)
Slaughter	623,000	620,000	661,000
Live Weights	1357	1362	1364
Dressed Weights	818	821	824
Beef Production (millions of pounds)	508.5	507.9	543.7

[AMS 2825/NW\\_LS410](#)

USDA BEEF CARCASS PRICE EQUIVALENT INDEX VALUE

	Choice 600-900#	Select 600-900#	Dressing percent:
	\$280.09	\$260.07	Steer 62.85
Change	(-0.52)	(-0.02)	Heifer 62.86

[AMS 2455/LM\\_XB405](#)

USDA NATIONAL CUTTER COW CARCASS CUTOUT

219.53 (-8.74) 90% lean: 272.53

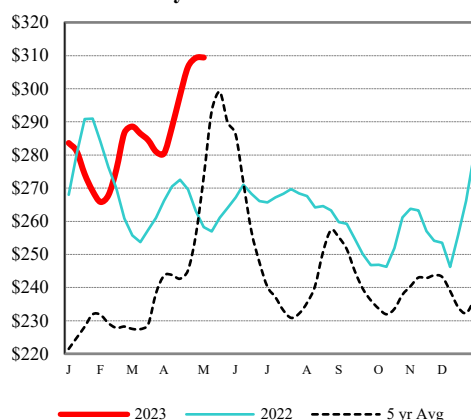
[CME LIVE CATTLE](#)

	High	Low	Change	Settle
JUN	163.13	161.80	0.35	161.93
AUG	160.50	159.40	0.08	159.50
OCT	164.70	163.48	(0.28)	163.58

[CME FEEDER CATTLE](#)

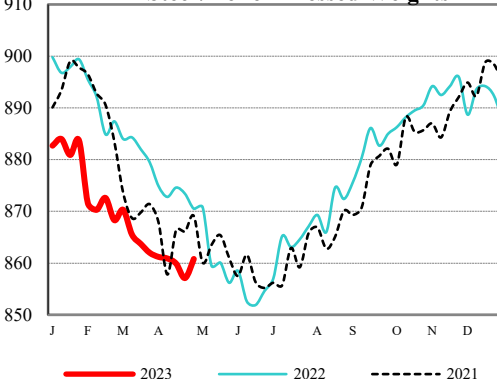
	High	Low	Change	Settle
MAY	204.50	202.18	(-1.13)	202.53
AUG	224.65	221.30	(-1.73)	221.43
SEP	228.13	224.83	(-1.63)	225.05

Weekly Choice Cutout



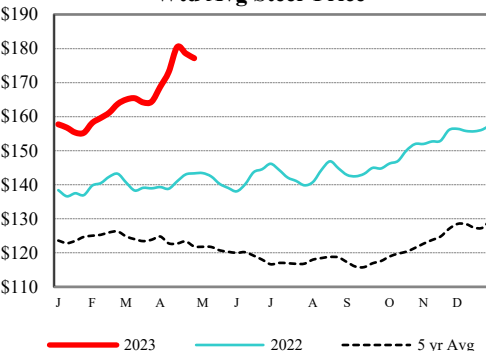
— 2023 — 2022 - - - - 5 yr Avg

LMR Steer/Heifer Dressed Weights



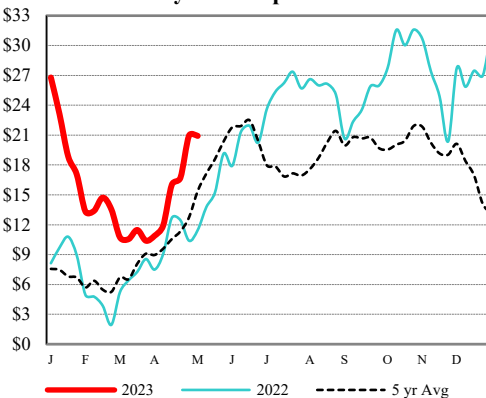
— 2023 — 2022 - - - - 2021

5 Area Weekly Wtd Avg Steer Price



— 2023 — 2022 - - - - 5 yr Avg

Weekly Ch/Se Spread



— 2023 — 2022 - - - - 5 yr Avg

USDA Livestock, Poultry & Grain Market News

Des Moines, Iowa | PH 515-284-4460

Email: [Desm.LPGMN@usda.gov](mailto:Desm.LPGMN@usda.gov)

<https://mymarketnews.ams.usda.gov/viewReport/2870>

[USDA AMS Livestock, Poultry & Grain Market News](#)