

[AMS 2453/LM_XB403](#)

DAILY ESTIMATED CUTOUT VALUES

	Choice 600-900#	Select 600-900#	Choice/Select Spread
Current Cutout Values:	309.52	287.49	22.03
Change from prior day:	0.43	0.37	
Primal Rib	472.46	387.88	
Primal Chuck	242.87	239.62	
Primal Round	232.30	230.99	
Primal Loin	440.82	390.50	
Primal Brisket	237.31	236.61	
Primal Short Plate	273.39	273.39	
Primal Flank	208.83	196.99	
			Load Count:
			Total 129
			Choice 89
			Select 21
			Trimming 8
			Grinds 11

Fresh 50% Trimmings 8 Loads @ 198.05

[AMS 2829/NW_LS441](#)

USDA BY-PRODUCT DROP VALUE (STEER) - DAILY

13.07 Change: UNCH

[AMS 2466/LM_CT100](#)

5 AREA WEEKLY ACCUMULATED WEIGHTED AVG CATTLE PRICE

As of 10:00 am	Head Count	Avg Weight	Avg Price
Live Steer	25,593	1,412	174.07
Live Heifer	13,774	1,280	173.81
Dressed Steer	9,126	927	281.04
Dressed Heifer	3,410	799	280.92

[AMS 3208/SJ_LS710](#)

DAILY CATTLE SLAUGHTER

Today	120,000
Week Ago	122,000
Year Ago (act)	125,000
Week to Date	496,000
Same Period Last Week	496,000
Same Period Last Year	490,000
Previous Day	Steer and Heifer 97,000
	Cow and Bull 29,000

[AMS 3209/SJ_LS712](#)

BEEF PRODUCTION	4/29/2023 (Estimate)	Last Week (Estimate)	Last Year (Actual)
Slaughter	620,000	622,000	647,000
Live Weights	1362	1365	1373
Dressed Weights	821	821	829
Beef Production (millions of pounds)	507.9	509.7	535.0

[AMS 2825/NW_LS410](#)

USDA BEEF CARCASS PRICE EQUIVALENT INDEX VALUE

	Choice 600-900#	Select 600-900#	Dressing percent:
	\$280.61	\$260.09	Steer 62.89
Change	(-0.70)	(-0.73)	Heifer 62.89

[AMS 2455/LM_XB405](#)

USDA NATIONAL CUTTER COW CARCASS CUTOUT

228.27 3.20 90% lean: 288.37

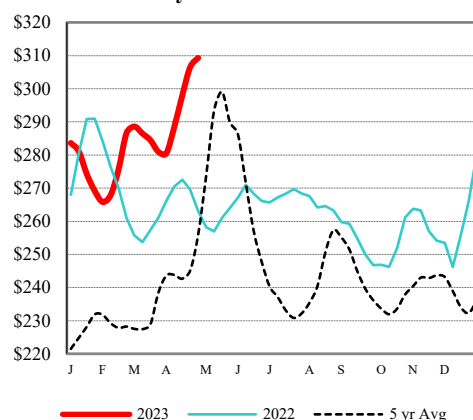
[CME LIVE CATTLE](#)

	High	Low	Change	Settle
JUN	162.35	161.35	(0.08)	161.58
AUG	160.15	159.25	(0.13)	159.43
OCT	164.58	163.63	(0.15)	163.85

[CME FEEDER CATTLE](#)

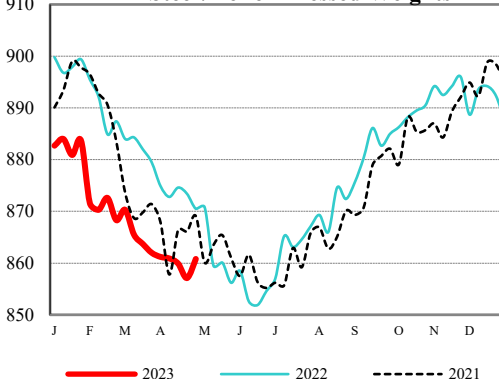
	High	Low	Change	Settle
MAY	204.50	203.43	0.23	203.65
AUG	224.50	222.63	(-0.38)	223.15
SEP	227.68	225.95	(-0.08)	226.68

Weekly Choice Cutout



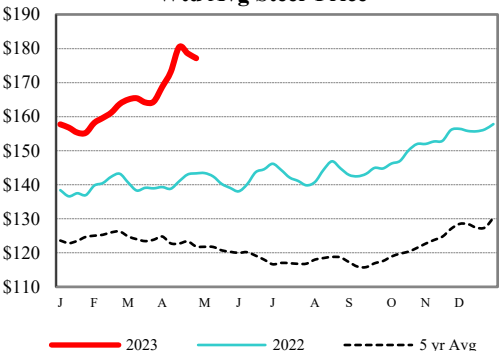
— 2023 — 2022 - - - 5 yr Avg

LMR Steer/Heifer Dressed Weights



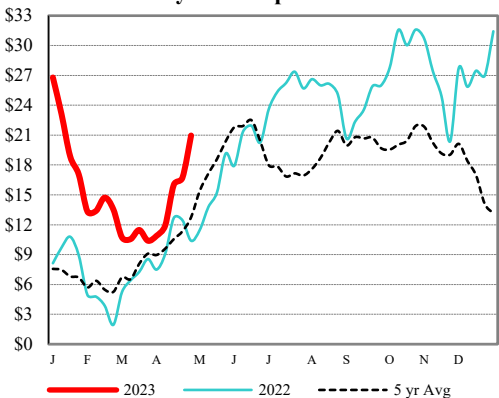
— 2023 — 2022 - - - 2021

5 Area Weekly Wtd Avg Steer Price



— 2023 — 2022 - - - 5 yr Avg

Weekly Ch/Se Spread



— 2023 — 2022 - - - 5 yr Avg

USDA Livestock, Poultry & Grain Market News

Des Moines, Iowa | PH 515-284-4460

Email: Desm.LPGMN@usda.gov

<https://mymarketnews.ams.usda.gov/viewReport/2870>

[USDA AMS Livestock, Poultry & Grain Market News](#)