

[AMS 2453/LM\\_XB403](#)

DAILY ESTIMATED CUTOUT VALUES

	Choice 600-900#	Select 600-900#	Choice/Select Spread
Current Cutout Values:	309.09	287.12	21.97
Change from prior day:	(-0.15)	(-1.54)	

Primal Rib	467.70	385.07
Primal Chuck	245.04	238.24
Primal Round	230.67	230.17
Primal Loin	439.58	393.26
Primal Brisket	242.14	237.83
Primal Short Plate	272.03	272.03
Primal Flank	207.59	196.52

Load Count:	
Total	92
Choice	70
Select	13
Trimming	3
Grinds	6

Fresh 50% Trimmings 3 Loads @ 201.42

[AMS 2829/NW\\_LS441](#)

USDA BY-PRODUCT DROP VALUE (STEER) - DAILY

13.07 Change: UNCH

[AMS 2466/LM\\_CT100](#)

5 AREA WEEKLY ACCUMULATED WEIGHTED AVG CATTLE PRICE

As of 10:00 am	Head Count	Avg Weight	Avg Price
Live Steer	19,676	1,406	173.88
Live Heifer	10,485	1,273	173.52
Dressed Steer	4,886	923	281.24
Dressed Heifer	2,427	797	281.21

[AMS 3208/SJ\\_LS710](#)

DAILY CATTLE SLAUGHTER

Today	126,000
Week Ago	122,000
Year Ago (act)	126,000
Week to Date	376,000
Same Period Last Week	374,000
Same Period Last Year	365,000
Previous Day	Steer and Heifer 99,000 Cow and Bull 28,000

[AMS 3209/SJ\\_LS712](#)

BEEF PRODUCTION	4/29/2023 (Estimate)	Last Week (Estimate)	Last Year (Actual)
Slaughter	620,000	622,000	647,000
Live Weights	1362	1365	1373
Dressed Weights	821	821	829
Beef Production (millions of pounds)	507.9	509.7	535.0

[AMS 2825/NW\\_LS410](#)

USDA BEEF CARCASS PRICE EQUIVALENT INDEX VALUE

	Choice 600-900#	Select 600-900#	Dressing percent:	
			Steer	Heifer
Change	\$281.31 (-0.78)	\$260.82 (-1.47)	62.86	62.90

[AMS 2455/LM\\_XB405](#)

USDA NATIONAL CUTTER COW CARCASS CUTOUT

225.07	3.11	90% lean:	283.10
--------	------	-----------	--------

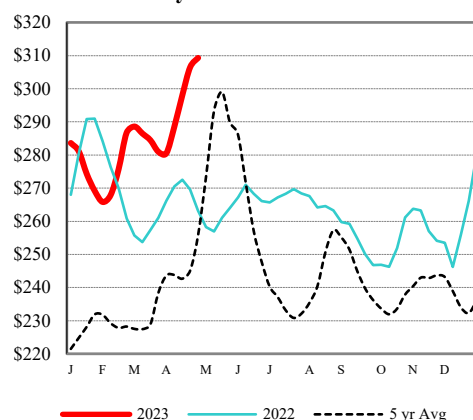
[CME LIVE CATTLE](#)

	High	Low	Change	Settle
JUN	162.80	161.20	(1.25)	161.65
AUG	160.75	159.28	(1.40)	159.55
OCT	164.98	163.70	(1.30)	164.00

[CME FEEDER CATTLE](#)

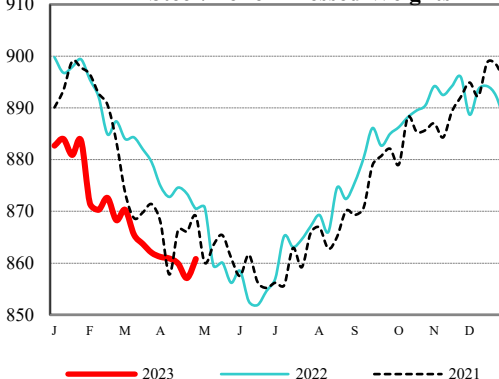
	High	Low	Change	Settle
MAY	205.85	203.15	(-2.53)	203.43
AUG	225.93	222.75	(-2.65)	223.53
SEP	229.20	226.05	(-2.53)	226.75

Weekly Choice Cutout



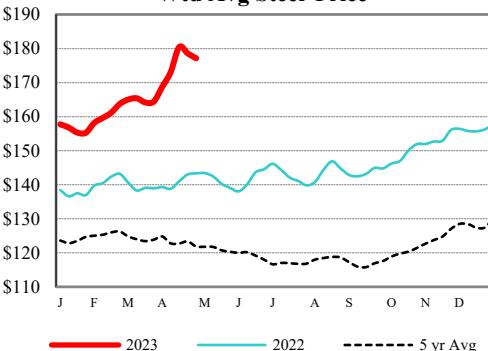
— 2023 — 2022 - - - - 5 yr Avg

LMR Steer/Heifer Dressed Weights



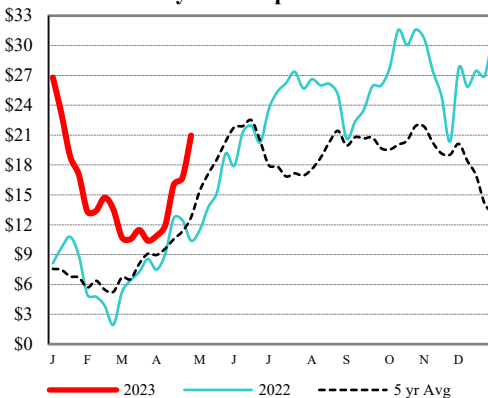
— 2023 — 2022 - - - - 2021

5 Area Weekly  
Wtd Avg Steer Price



— 2023 — 2022 - - - - 5 yr Avg

Weekly Ch/Se Spread



— 2023 — 2022 - - - - 5 yr Avg

USDA Livestock, Poultry & Grain Market News

Des Moines, Iowa | PH 515-284-4460

Email: [Desm.LPGMN@usda.gov](mailto:Desm.LPGMN@usda.gov)

<https://mymarketnews.ams.usda.gov/viewReport/2870>

[USDA AMS Livestock, Poultry & Grain Market News](#)