

[AMS 2453/LM_XB403](#)

DAILY ESTIMATED CUTOUT VALUES

	Choice 600-900#	Select 600-900#	Choice/Select Spread
Current Cutout Values:	309.24	288.66	20.58
Change from prior day:	(-0.78)	(-2.34)	
Primal Rib	474.72	384.47	
Primal Chuck	244.71	241.01	
Primal Round	229.85	230.87	
Primal Loin	437.65	396.65	
Primal Brisket	245.37	236.93	
Primal Short Plate	270.63	270.63	
Primal Flank	207.08	198.33	
			Load Count:
			Total 125
			Choice 87
			Select 19
			Trimming 9
			Grinds 9

Fresh 50% Trimmings 9 Loads @ 199.33

[AMS 2829/NW_LS441](#)

USDA BY-PRODUCT DROP VALUE (STEER) - DAILY

13.07 Change: (-0.04)

[AMS 2466/LM_CT100](#)

5 AREA WEEKLY ACCUMULATED WEIGHTED AVG CATTLE PRICE

As of 10:00 am	Head Count	Avg Weight	Avg Price
Live Steer	1,345	1,284	172.00
Live Heifer			
Dressed Steer			
Dressed Heifer	769	775	281.83

[AMS 3208/SJ_LS710](#)

DAILY CATTLE SLAUGHTER

Today	127,000
Week Ago	128,000
Year Ago (act)	126,000
Week to Date	250,000
Same Period Last Week	252,000
Same Period Last Year	239,000
Previous Day	Steer and Heifer 97,000
	Cow and Bull 26,000

[AMS 3209/SJ_LS712](#)

BEEF PRODUCTION	4/29/2023 (Estimate)	Last Week (Estimate)	Last Year (Actual)
Slaughter	620,000	622,000	647,000
Live Weights	1362	1365	1373
Dressed Weights	821	821	829
Beef Production (millions of pounds)	507.9	509.7	535.0

[AMS 2825/NW_LS410](#)

USDA BEEF CARCASS PRICE EQUIVALENT INDEX VALUE

	Choice 600-900#	Select 600-900#	Dressing percent:
	\$282.09	\$262.29	Steer 62.91
Change	(-0.44)	(-1.22)	Heifer 63.05

[AMS 2455/LM_XB405](#)

USDA NATIONAL CUTTER COW CARCASS CUTOUT

221.96 4.65 90% lean: 277.89

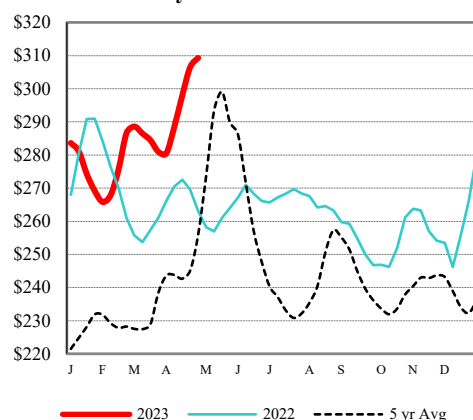
[CME LIVE CATTLE](#)

	High	Low	Change	Settle
JUN	164.80	162.55	(1.98)	162.90
AUG	162.58	160.53	(1.70)	160.95
OCT	167.00	164.98	(1.70)	165.30

[CME FEEDER CATTLE](#)

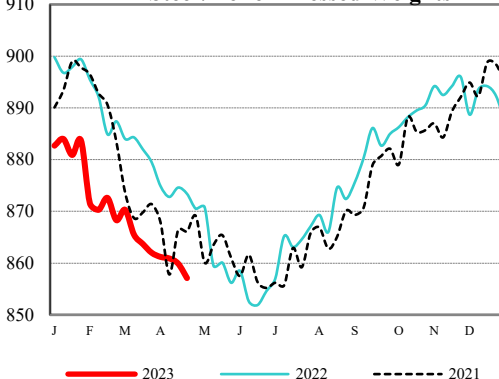
	High	Low	Change	Settle
MAY	209.53	205.88	(-3.75)	205.95
AUG	229.88	226.05	(-3.93)	226.18
SEP	232.68	229.18	(-3.80)	229.28

Weekly Choice Cutout



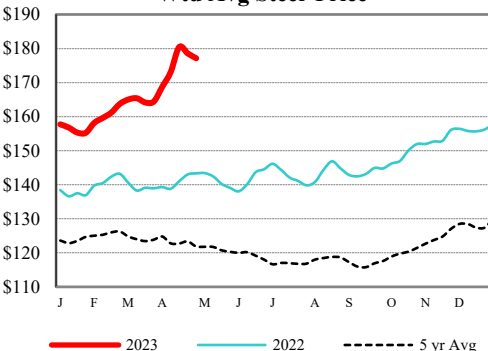
— 2023 — 2022 - - - 5 yr Avg

LMR Steer/Heifer Dressed Weights



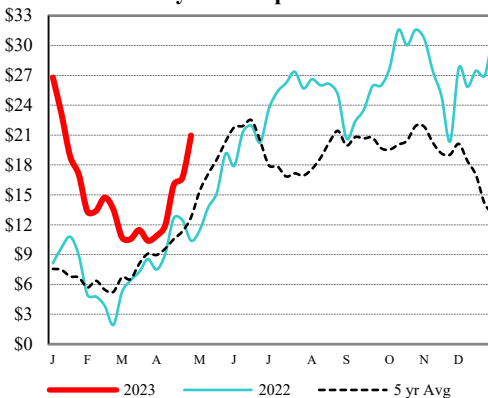
— 2023 — 2022 - - - 2021

5 Area Weekly
Wtd Avg Steer Price



— 2023 — 2022 - - - 5 yr Avg

Weekly Ch/Se Spread



— 2023 — 2022 - - - 5 yr Avg

USDA Livestock, Poultry & Grain Market News

Des Moines, Iowa | PH 515-284-4460

Email: Desm.LPGMN@usda.gov

<https://mymarketnews.ams.usda.gov/viewReport/2870>

[USDA AMS Livestock, Poultry & Grain Market News](#)