

[AMS 2453/LM_XB403](#)

DAILY ESTIMATED CUTOUT VALUES

	Choice 600-900#	Select 600-900#	Choice/Select Spread
Current Cutout Values:	310.02	291.00	19.02
Change from prior day:	(-1.42)	2.66	

Primal Rib	478.75	400.59	Load Count: Total 78 Choice 48 Select 11 Trimmings 9 Grinds 11
Primal Chuck	244.50	243.18	
Primal Round	232.32	233.77	
Primal Loin	438.35	393.50	
Primal Brisket	243.95	240.85	
Primal Short Plate	267.77	267.77	
Primal Flank	205.73	194.98	

Fresh 50% Trimmings 9 Loads @ 191.87

[AMS 2829/NW_LS441](#)

USDA BY-PRODUCT DROP VALUE (STEER) - DAILY

13.11 Change: UNCH

[AMS 2466/LM_CT100](#)

5 AREA WEEKLY ACCUMULATED WEIGHTED AVG CATTLE PRICE

As of 10:00 am	Head Count	Avg Weight	Avg Price
Live Steer	31,719	1,452	177.15
Live Heifer	11,085	1,324	177.38
Dressed Steer	10,063	917	284.05
Dressed Heifer	5,566	831	284.17

[AMS 3208/SJ_LS710](#)

DAILY CATTLE SLAUGHTER

Today	123,000		
Week Ago	124,000		
Year Ago (act)	113,000		
Week to Date			
Same Period Last Week			
Same Period Last Year			
Previous Day	Steer and Heifer	Friday	Saturday
	Cow and Bull	80,000	21,000
		26,000	1,000

[AMS 3209/SJ_LS712](#)

BEEF PRODUCTION	4/29/2023	Last Week	Last Year
	(Estimate)	(Estimate)	(Actual)
Slaughter	620,000	622,000	647,000
Live Weights	1362	1365	1373
Dressed Weights	821	821	829
Beef Production (millions of pounds)	507.9	509.7	535.0

[AMS 2825/NW_LS410](#)

USDA BEEF CARCASS PRICE EQUIVALENT INDEX VALUE

	Choice 600-900#	Select 600-900#	Dressing percent:	
			Steer	Heifer
Change	\$282.53 (-1.47)	\$263.51 (-0.23)	62.92	63.02

[AMS 2455/LM_XB405](#)

USDA NATIONAL CUTTER COW CARCASS CUTOUT

217.31 (-2.88) 90% lean: 273.40

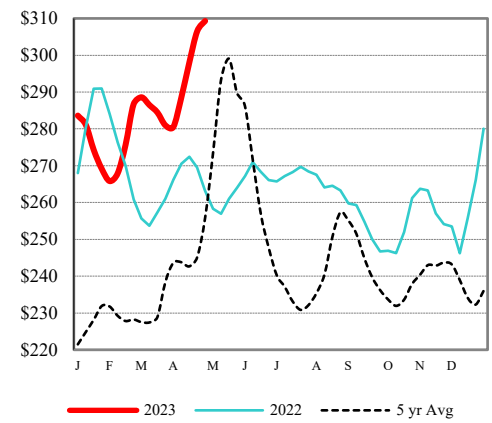
[CME LIVE CATTLE](#)

	High	Low	Change	Settle
JUN	165.78	164.48	(0.60)	164.88
AUG	163.90	162.50	(1.13)	162.65
OCT	167.78	166.63	(0.63)	167.00

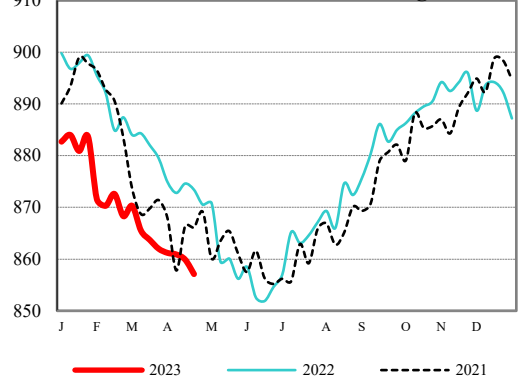
[CME FEEDER CATTLE](#)

	High	Low	Change	Settle
MAY	211.30	209.15	(-1.28)	209.70
AUG	231.45	229.63	(-0.63)	230.10
SEP	234.55	232.73	(-0.73)	233.08

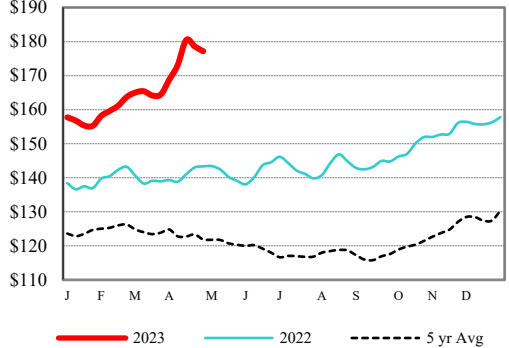
Weekly Choice Cutout



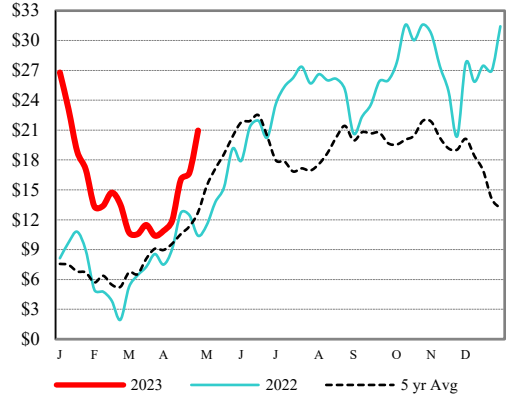
LMR Steer/Heifer Dressed Weights



5 Area Weekly Wtd Avg Steer Price



Weekly Ch/Se Spread



USDA Livestock, Poultry & Grain Market News

Des Moines, Iowa | PH 515-284-4460

Email: Desm.LPGMN@usda.gov

<https://mymarketnews.ams.usda.gov/viewReport/2870>

[USDA AMS Livestock, Poultry & Grain Market News](#)