

[AMS 2453/LM\\_XB403](#)

DAILY ESTIMATED CUTOUT VALUES

	Choice 600-900#	Select 600-900#	Choice/Select Spread
Current Cutout Values:	307.63	287.62	20.01
Change from prior day:	0.51	(-1.08)	
Primal Rib	473.85	394.50	
Primal Chuck	245.35	238.61	
Primal Round	229.70	233.31	
Primal Loin	434.52	388.85	
Primal Brisket	239.26	241.20	
Primal Short Plate	264.01	264.01	
Primal Flank	200.11	195.43	
			Load Count:
			Total 141
			Choice 91
			Select 29
			Trimming 7
			Grinds 15

Fresh 50% Trimmings 7 Loads @ 189.30

[AMS 2829/NW\\_LS441](#)

USDA BY-PRODUCT DROP VALUE (STEER) - DAILY

12.89 Change: 0.03

[AMS 2466/LM\\_CT100](#)

5 AREA WEEKLY ACCUMULATED WEIGHTED AVG CATTLE PRICE

As of 10:00 am

	Head Count	Avg Weight	Avg Price
Live Steer			
Live Heifer			
Dressed Steer			
Dressed Heifer			

[AMS 3208/SJ\\_LS710](#)

DAILY CATTLE SLAUGHTER

Today	128,000	
Week Ago	128,000	
Year Ago (act)	126,000	
Week to Date	252,000	
Same Period Last Week	249,000	
Same Period Last Year	250,000	
Previous Day	Steer and Heifer 98,000	
	Cow and Bull 26,000	

[AMS 3209/SJ\\_LS712](#)

	4/22/2023 (Estimate)	Last Week (Estimate)	Last Year (Actual)
BEEF PRODUCTION			
Slaughter	622,000	613,000	664,000
Live Weights	1365	1367	1376
Dressed Weights	821	822	831
Beef Production (millions of pounds)	509.7	502.8	550.6

[AMS 2825/NW\\_LS410](#)

USDA BEEF CARCASS PRICE EQUIVALENT INDEX VALUE

USDA BEEF CHUCKS PRICE EQUIVALENT INDEX VALUE				
	Choice	Select	Dressing percent:	
	<u>600-900#</u>	<u>600-900#</u>	<u>Steer</u>	<u>Heifer</u>
	\$282.42	\$263.70	63.14	63.08
Change	0.23	(-0.56)		

[AMS 2455/LM\\_XB405](#)

USDA NATIONAL CUTTER COW CARCASS CUTOUT

220.99 3.22 90% lean: 280.69

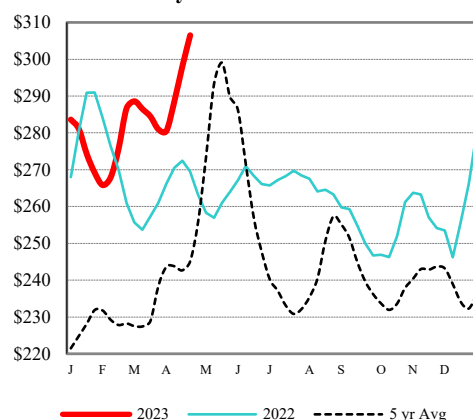
[CME LIVE CATTLE](#)

	High	Low	Change	Settle
APR	174.40	173.90	0.00	174.30
JUN	164.55	163.68	(0.53)	164.03
AUG	163.40	162.60	(0.50)	162.95

[CME FEEDER CATTLE](#)

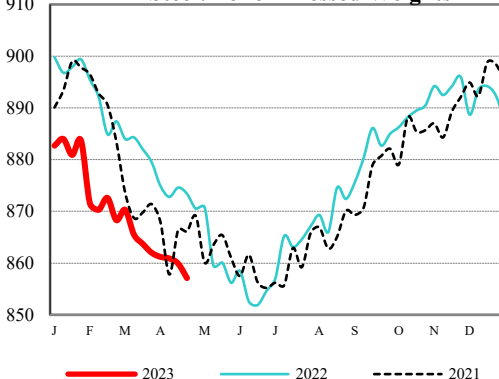
	High	Low	Change	Settle
APR	202.28	201.90	(-0.48)	202.08
MAY	211.13	209.10	(-1.33)	209.43
AUG	230.05	228.68	0.18	229.50

Weekly Choice Cutout



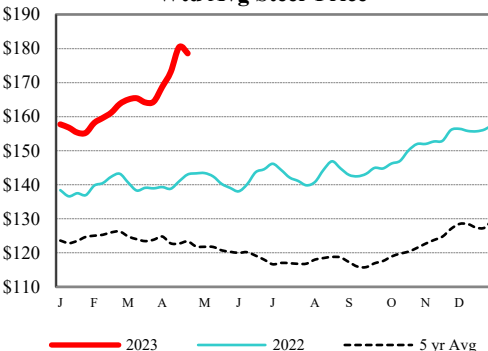
— 2023 — 2022 - - - - 5 yr Avg

LMR Steer/Heifer Dressed Weights



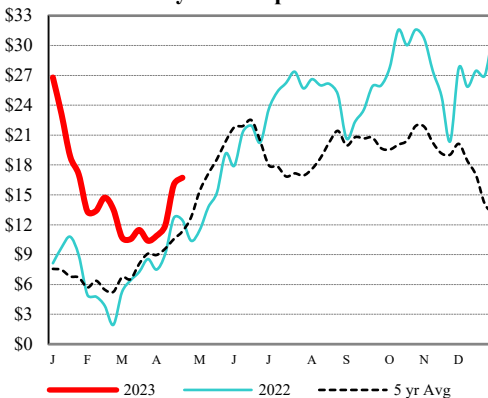
— 2023 — 2022 - - - - 2021

5 Area Weekly  
Wtd Avg Steer Price



— 2023 — 2022 - - - - 5 yr Avg

Weekly Ch/Se Spread



— 2023 — 2022 - - - - 5 yr Avg

USDA Livestock, Poultry & Grain Market News

Des Moines, Iowa | PH 515-284-4460

Email: [Desm.LPGMN@usda.gov](mailto:Desm.LPGMN@usda.gov)

<https://mymarketnews.ams.usda.gov/viewReport/2870>

[USDA AMS Livestock, Poultry & Grain Market News](#)