

[AMS 2453/LM_XB403](#)

DAILY ESTIMATED CUTOUT VALUES

	Choice 600-900#	Select 600-900#	Choice/Select Spread
Current Cutout Values:	307.12	288.70	18.42
Change from prior day:	0.52	0.90	
Primal Rib	475.28	396.96	
Primal Chuck	242.95	245.27	
Primal Round	234.39	234.09	
Primal Loin	430.64	384.78	
Primal Brisket	244.55	237.45	
Primal Short Plate	259.43	259.43	
Primal Flank	196.55	196.26	
			Load Count:
			Total 70
			Choice 44
			Select 12
			Trimming 8
			Grinds 5

Fresh 50% Trimmings 8 Loads @ 178.28

[AMS 2829/NW_LS441](#)

USDA BY-PRODUCT DROP VALUE (STEER) - DAILY

12.86 Change: UNCH

[AMS 2466/LM_CT100](#)

5 AREA WEEKLY ACCUMULATED WEIGHTED AVG CATTLE PRICE

As of 10:00 am	Head Count	Avg Weight	Avg Price
Live Steer	27,267	1,447	178.57
Live Heifer	12,202	1,321	178.11
Dressed Steer	10,673	923	287.42
Dressed Heifer	3,300	795	287.24

[AMS 3208/SJ_LS710](#)

DAILY CATTLE SLAUGHTER

Today	124,000		
Week Ago	121,000		
Year Ago (act)	124,000		
Week to Date			
Same Period Last Week			
Same Period Last Year			
Previous Day	Steer and Heifer	Friday	Saturday
	Cow and Bull	80,000	7,000
		28,000	5,000

[AMS 3209/SJ_LS712](#)

BEEF PRODUCTION	4/22/2023	Last Week	Last Year
	(Estimate)	(Estimate)	(Actual)
Slaughter	622,000	613,000	664,000
Live Weights	1365	1367	1376
Dressed Weights	821	822	831
Beef Production (millions of pounds)	509.7	502.8	550.6

[AMS 2825/NW_LS410](#)

USDA BEEF CARCASS PRICE EQUIVALENT INDEX VALUE

	Choice 600-900#	Select 600-900#	Dressing percent:	
			Steer	Heifer
	\$282.19	\$264.26	63.15	63.10
Change	0.19	(-0.78)		

[AMS 2455/LM_XB405](#)

USDA NATIONAL CUTTER COW CARCASS CUTOUT

217.77 0.11 90% lean: 273.88

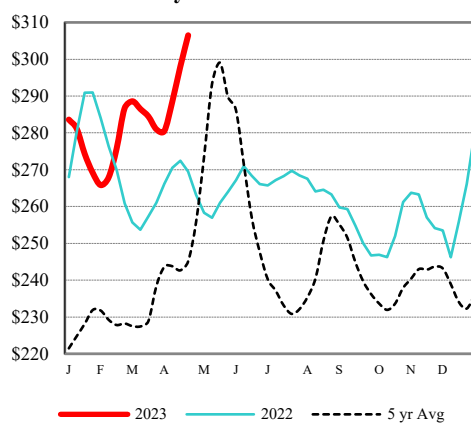
[CME LIVE CATTLE](#)

	High	Low	Change	Settle
APR	174.45	173.30	0.33	174.30
JUN	164.88	162.90	0.03	164.55
AUG	163.78	161.80	(0.10)	163.45

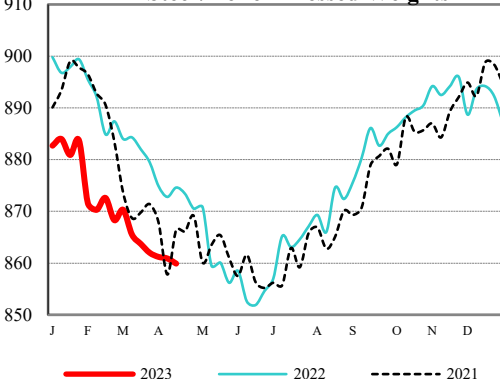
[CME FEEDER CATTLE](#)

	High	Low	Change	Settle
APR	203.08	201.00	(-1.23)	202.55
MAY	211.20	209.75	(-1.65)	210.75
AUG	229.73	227.73	(-0.55)	229.33

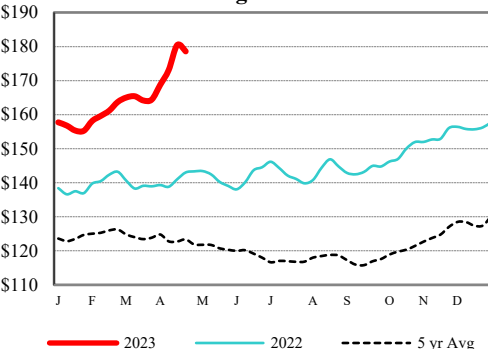
Weekly Choice Cutout



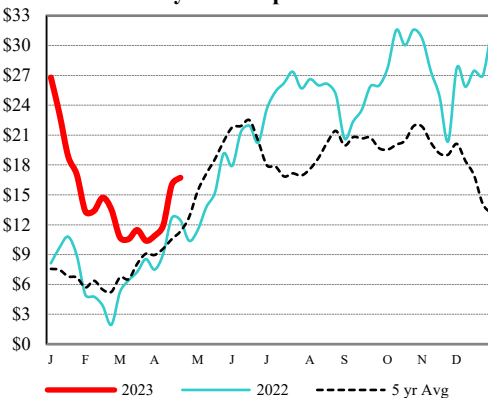
LMR Steer/Heifer Dressed Weights



5 Area Weekly Wtd Avg Steer Price



Weekly Ch/Se Spread



USDA Livestock, Poultry & Grain Market News

Des Moines, Iowa | PH 515-284-4460

Email: Desm.LPGMN@usda.gov

<https://mymarketnews.ams.usda.gov/viewReport/2870>

[USDA AMS Livestock, Poultry & Grain Market News](#)