

[AMS 2453/LM_XB403](#)

DAILY ESTIMATED CUTOUT VALUES

	Choice 600-900#	Select 600-900#	Choice/Select Spread
Current Cutout Values:	306.60	287.80	18.80
Change from prior day:	(-0.39)	(-0.94)	
Primal Rib	477.76	399.92	
Primal Chuck	242.93	241.70	
Primal Round	234.08	233.29	
Primal Loin	427.46	384.93	
Primal Brisket	243.81	238.90	
Primal Short Plate	258.72	258.72	
Primal Flank	197.43	194.60	
			Load Count:
			Total 104
			Choice 78
			Select 15
			Trimming 6
			Grinds 6

Fresh 50% Trimmings 6 Loads @ 181.74

[AMS 2829/NW_LS441](#)

USDA BY-PRODUCT DROP VALUE (STEER) - DAILY

12.86 Change: UNCH

[AMS 2466/LM_CT100](#)

5 AREA WEEKLY ACCUMULATED WEIGHTED AVG CATTLE PRICE

As of 10:00 am	Head Count	Avg Weight	Avg Price
Live Steer	24,883	1,443	178.54
Live Heifer	10,988	1,321	178.04
Dressed Steer	9,801	922	287.68
Dressed Heifer	3,300	795	287.24

[AMS 3208/SJ_LS710](#)

DAILY CATTLE SLAUGHTER

		Saturday
Today	108,000	12,000
Week Ago	112,000	12,000
Year Ago (act)	120,000	62,000
Week to Date	610,000	622,000
Same Period Last Week	601,000	613,000
Same Period Last Year	602,000	664,000
Previous Day	Steer and Heifer 100,000 Cow and Bull 28,000	

[AMS 3209/SJ_LS712](#)

BEEF PRODUCTION	4/22/2023 (Estimate)	Last Week (Estimate)	Last Year (Actual)
Slaughter	622,000	613,000	664,000
Live Weights	1365	1367	1376
Dressed Weights	821	822	831
Beef Production (millions of pounds)	509.7	502.8	550.6

[AMS 2825/NW_LS410](#)

USDA BEEF CARCASS PRICE EQUIVALENT INDEX VALUE

	Choice 600-900#	Select 600-900#	Dressing percent: Steer	Heifer
Change	\$282.00 (-1.01)	\$265.04 (-1.29)	63.15	63.13

[AMS 2455/LM_XB405](#)

USDA NATIONAL CUTTER COW CARCASS CUTOOUT

	217.66	0.47	90% lean:	273.46
--	--------	------	-----------	--------

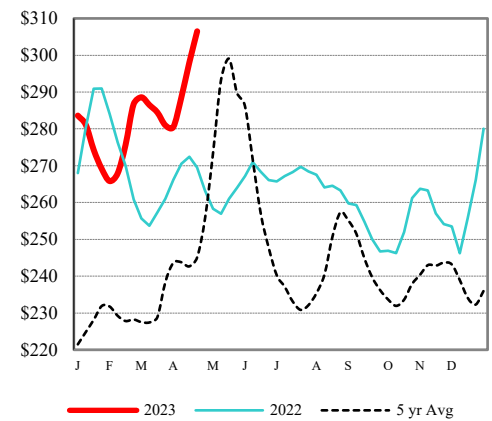
[CME LIVE CATTLE](#)

	High	Low	Change	Settle
APR	174.88	172.70	(0.13)	173.98
JUN	164.58	163.55	0.18	164.53
AUG	163.63	162.63	0.13	163.55

[CME FEEDER CATTLE](#)

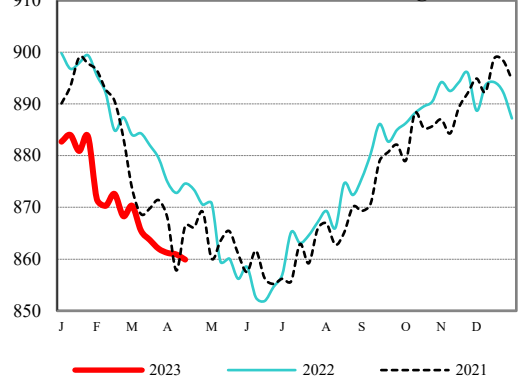
	High	Low	Change	Settle
APR	205.15	203.55	(-1.25)	203.78
MAY	212.78	211.50	0.05	212.40
AUG	230.28	228.70	0.35	229.88

Weekly Choice Cutout



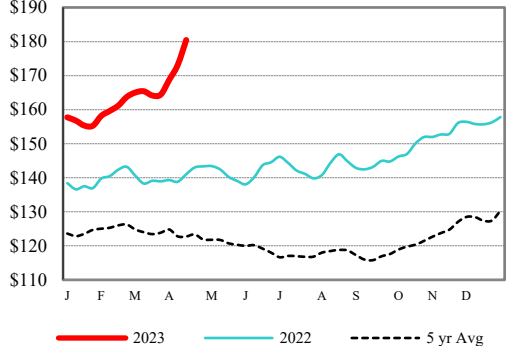
— 2023 — 2022 - - - - 5 yr Avg

LMR Steer/Heifer Dressed Weights



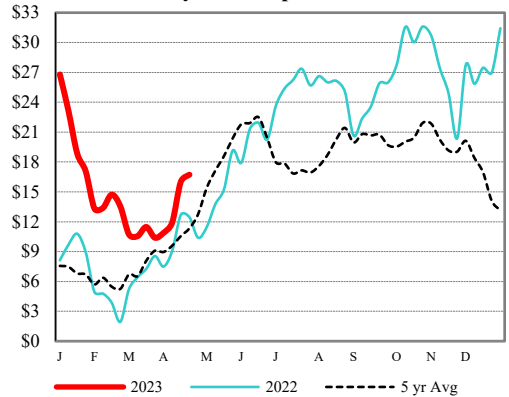
— 2023 — 2022 - - - - 2021

5 Area Weekly Wtd Avg Steer Price



— 2023 — 2022 - - - - 5 yr Avg

Weekly Ch/Se Spread



— 2023 — 2022 - - - - 5 yr Avg

USDA Livestock, Poultry & Grain Market News

Des Moines, Iowa | PH 515-284-4460

Email: Desm.LPGMN@usda.gov

<https://mymarketnews.ams.usda.gov/viewReport/2870>

[USDA AMS Livestock, Poultry & Grain Market News](#)