

[AMS 2453/LM_XB403](#)

DAILY ESTIMATED CUTOUT VALUES

	Choice 600-900#	Select 600-900#	Choice/Select Spread
Current Cutout Values:	305.92	291.46	14.46
Change from prior day:	(-1.14)	(-0.15)	
Primal Rib	477.19	428.02	
Primal Chuck	244.63	243.69	
Primal Round	232.21	232.22	
Primal Loin	424.48	385.04	
Primal Brisket	242.63	239.24	
Primal Short Plate	259.90	259.90	
Primal Flank	194.81	193.83	
			Load Count:
			Total 106
			Choice 61
			Select 27
			Trimming 7
			Grinds 10

Fresh 50% Trimmings 7 Loads @ 179.53

[AMS 2829/NW_LS441](#)

USDA BY-PRODUCT DROP VALUE (STEER) - DAILY

12.85 Change: UNCH

[AMS 2466/LM_CT100](#)

5 AREA WEEKLY ACCUMULATED WEIGHTED AVG CATTLE PRICE

As of 10:00 am	Head Count	Avg Weight	Avg Price
Live Steer			
Live Heifer	45	1,345	173.00
Dressed Steer	260	912	285.92
Dressed Heifer	350	851	288.00

[AMS 3208/SJ_LS710](#)

DAILY CATTLE SLAUGHTER

Today	125,000
Week Ago	125,000
Year Ago (act)	125,000
Week to Date	374,000
Same Period Last Week	364,000
Same Period Last Year	361,000
Previous Day	Steer and Heifer 100,000 Cow and Bull 28,000

[AMS 3209/SJ_LS712](#)

BEEF PRODUCTION	4/15/2023 (Estimate)	Last Week (Estimate)	Last Year (Actual)
Slaughter	613,000	603,000	638,000
Live Weights	1367	1369	1374
Dressed Weights	822	823	832
Beef Production (millions of pounds)	502.8	495	529.3

[AMS 2825/NW_LS410](#)

USDA BEEF CARCASS PRICE EQUIVALENT INDEX VALUE

	Choice 600-900#	Select 600-900#	Dressing percent:
	\$283.19	\$268.41	Steer 62.86 Heifer 62.76
Change	(-0.55)	(-0.05)	

[AMS 2455/LM_XB405](#)

USDA NATIONAL CUTTER COW CARCASS CUTOUT

220.80	2.50	90% lean:	279.98
--------	------	-----------	--------

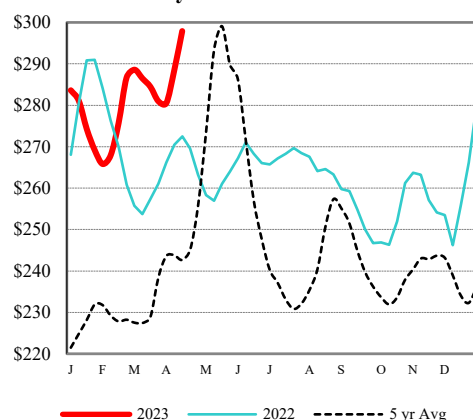
[CME LIVE CATTLE](#)

	High	Low	Change	Settle
APR	177.00	174.60	(1.05)	175.43
JUN	165.93	162.75	(1.60)	163.60
AUG	164.58	161.88	(1.30)	162.75

[CME FEEDER CATTLE](#)

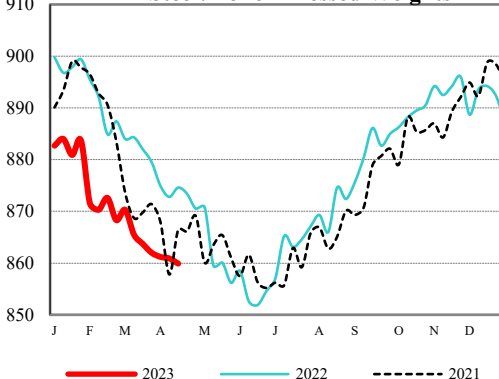
	High	Low	Change	Settle
APR	206.50	204.05	(-1.25)	204.68
MAY	212.38	209.58	(-1.03)	210.48
AUG	227.43	225.90	0.70	226.78

Weekly Choice Cutout



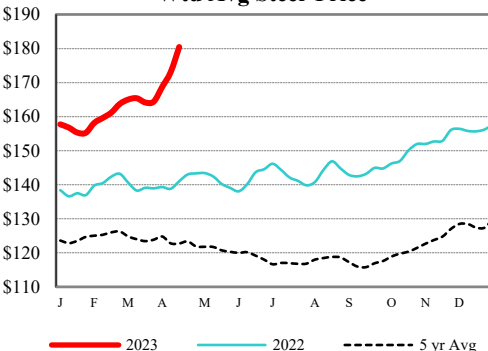
— 2023 — 2022 - - - - 5 yr Avg

LMR Steer/Heifer Dressed Weights



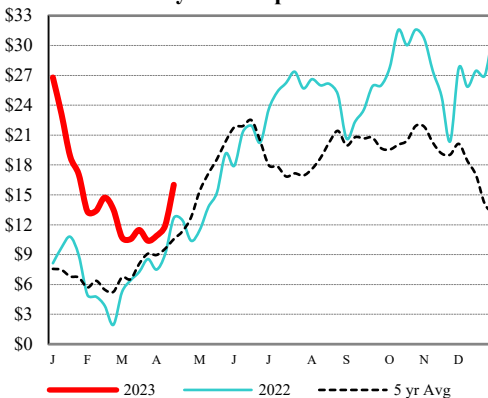
— 2023 — 2022 - - - - 2021

5 Area Weekly Wtd Avg Steer Price



— 2023 — 2022 - - - - 5 yr Avg

Weekly Ch/Se Spread



— 2023 — 2022 - - - - 5 yr Avg

USDA Livestock, Poultry & Grain Market News

Des Moines, Iowa | PH 515-284-4460

Email: Desm.LPGMN@usda.gov

<https://mymarketnews.ams.usda.gov/viewReport/2870>

[USDA AMS Livestock, Poultry & Grain Market News](#)