

[AMS 2453/LM_XB403](#)

DAILY ESTIMATED CUTOUT VALUES

	Choice 600-900#	Select 600-900#	Choice/Select Spread
Current Cutout Values:	295.10	282.04	13.06
Change from prior day:	2.19	3.64	
Primal Rib	470.76	409.91	
Primal Chuck	235.19	235.47	
Primal Round	227.31	229.41	
Primal Loin	405.52	375.72	
Primal Brisket	234.47	232.74	
Primal Short Plate	238.99	238.99	
Primal Flank	186.46	178.76	
			Load Count:
			Total 88
			Choice 44
			Select 19
			Trimming 9
			Grinds 17

Fresh 50% Trimmings 9 Loads @ 158.52

[AMS 2829/NW_LS441](#)

USDA BY-PRODUCT DROP VALUE (STEER) - DAILY

12.82 Change: 0.03

[AMS 2466/LM_CT100](#)

5 AREA WEEKLY ACCUMULATED WEIGHTED AVG CATTLE PRICE

As of 10:00 am	Head Count	Avg Weight	Avg Price
Live Steer			
Live Heifer	39	1,400	175.00
Dressed Steer			
Dressed Heifer			

[AMS 3208/SJ_LS710](#)

DAILY CATTLE SLAUGHTER

Today	126,000
Week Ago	126,000
Year Ago (act)	126,000
Week to Date	239,000
Same Period Last Week	243,000
Same Period Last Year	249,000
Previous Day	Steer and Heifer 88,000 Cow and Bull 25,000

[AMS 3209/SJ_LS712](#)

	4/8/2023 (Estimate)	Last Week (Estimate)	Last Year (Actual)
BEEF PRODUCTION			
Slaughter	603,000	651,000	665,000
Live Weights	1369	1371	1381
Dressed Weights	823	823	834
Beef Production (millions of pounds)	495	535	553.1

[AMS 2825/NW_LS410](#)

USDA BEEF CARCASS PRICE EQUIVALENT INDEX VALUE

	Choice	Select	Dressing percent:	
	<u>600-900#</u>	<u>600-900#</u>	<u>Steer</u>	<u>Heifer</u>
	\$272.36	\$258.69	62.87	62.81
Change	1.09	1.81		

[AMS 2455/LM_XB405](#)

USDA NATIONAL CUTTER COW CARCASS CUTOUT

214.73 (-0.79) 90% lean: 277.34

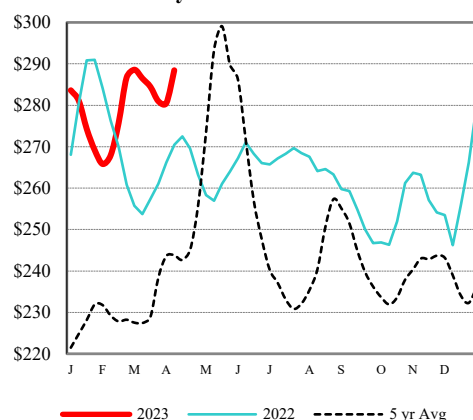
[CME LIVE CATTLE](#)

	High	Low	Change	Settle
APR	172.48	171.45	0.93	172.30
JUN	164.53	163.43	0.25	163.95
AUG	163.73	162.73	0.35	163.25

[CME FEEDER CATTLE](#)

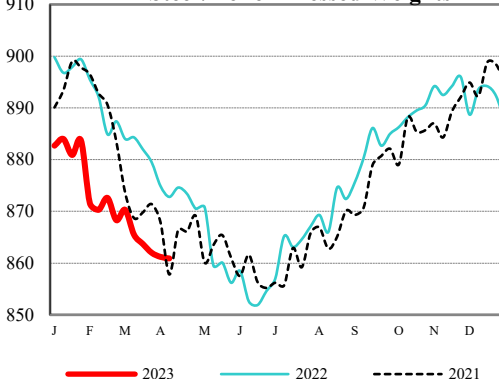
	High	Low	Change	Settle
APR	202.20	200.30	1.18	202.10
MAY	207.95	205.25	2.20	207.83
AUG	224.50	222.45	1.35	224.35

Weekly Choice Cutout



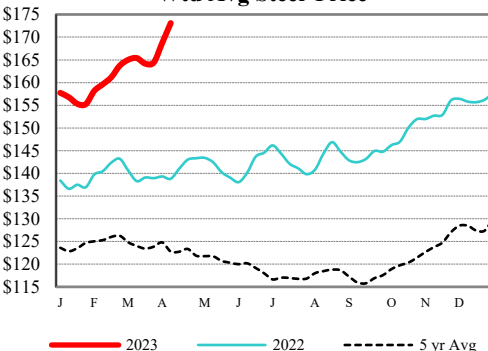
— 2023 — 2022 - - - - 5 yr Avg

LMR Steer/Heifer Dressed Weights



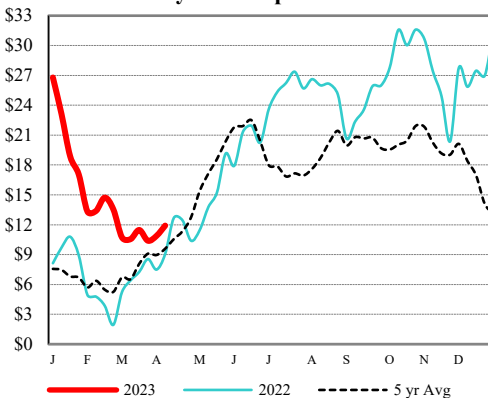
— 2023 — 2022 - - - - 2021

5 Area Weekly
Wtd Avg Steer Price



— 2023 — 2022 - - - - 5 yr Avg

Weekly Ch/Se Spread



— 2023 — 2022 - - - - 5 yr Avg

USDA Livestock, Poultry & Grain Market News

Des Moines, Iowa | PH 515-284-4460

Email: Desm.LPGMN@usda.gov

<https://mymarketnews.ams.usda.gov/viewReport/2870>

[USDA AMS Livestock, Poultry & Grain Market News](#)