

[AMS 2453/LM_XB403](#)

DAILY ESTIMATED CUTOUT VALUES

| | Choice 600-900# | Select 600-900# | Choice/Select Spread |
|------------------------|--------------------|--------------------|----------------------|
| Current Cutout Values: | 292.91 | 278.40 | 14.51 |
| Change from prior day: | 1.93 | 2.62 | |
| Primal Rib | 462.51 | 407.20 | |
| Primal Chuck | 235.25 | 233.96 | |
| Primal Round | 227.20 | 229.40 | |
| Primal Loin | 402.63 | 364.17 | |
| Primal Brisket | 231.83 | 229.84 | |
| Primal Short Plate | 235.33 | 235.33 | |
| Primal Flank | 179.39 | 178.03 | |
| | | | Load Count: |
| | | | Total 69 |
| | | | Choice 43 |
| | | | Select 13 |
| | | | Trimming 0 |
| | | | Grinds 13 |

Fresh 50% Trimmings 0 Loads @ 0.00

[AMS 2829/NW_LS441](#)

USDA BY-PRODUCT DROP VALUE (STEER) - DAILY

12.79 Change: UNCH

[AMS 2466/LM_CT100](#)

5 AREA WEEKLY ACCUMULATED WEIGHTED AVG CATTLE PRICE

| As of 10:00 am | Head Count | Avg Weight | Avg Price |
|----------------|------------|------------|-----------|
| Live Steer | 35,188 | 1,442 | 173.10 |
| Live Heifer | 16,719 | 1,328 | 173.57 |
| Dressed Steer | 12,809 | 948 | 278.65 |
| Dressed Heifer | 4,344 | 844 | 277.44 |

[AMS 3208/SJ_LS710](#)

DAILY CATTLE SLAUGHTER

| | | | |
|-----------------------|------------------|--------|----------|
| Today | 113,000 | | |
| Week Ago | 117,000 | | |
| Year Ago (act) | 123,000 | | |
| Week to Date | | | |
| Same Period Last Week | | | |
| Same Period Last Year | | | |
| Previous Day | Steer and Heifer | Friday | Saturday |
| | Cow and Bull | 80,000 | 8,000 |
| | | 25,000 | 2,000 |

[AMS 3209/SJ_LS712](#)

| BEEF PRODUCTION | 4/8/2023 (Estimate) | Last Week (Estimate) | Last Year (Actual) |
|--------------------------------------|------------------------|-------------------------|-----------------------|
| Slaughter | 603,000 | 651,000 | 665,000 |
| Live Weights | 1369 | 1371 | 1381 |
| Dressed Weights | 823 | 823 | 834 |
| Beef Production (millions of pounds) | 495 | 535 | 553.1 |

[AMS 2825/NW_LS410](#)

USDA BEEF CARCASS PRICE EQUIVALENT INDEX VALUE

| | Choice 600-900# | Select 600-900# | Dressing percent: |
|--------|--------------------|--------------------|-------------------|
| | | | Steer |
| | | | Heifer |
| Change | 1.07 | 1.38 | 62.87 |
| | | | 62.82 |

[AMS 2455/LM_XB405](#)

USDA NATIONAL CUTTER COW CARCASS CUTOUT

215.52 (-2.07) 90% lean: 274.55

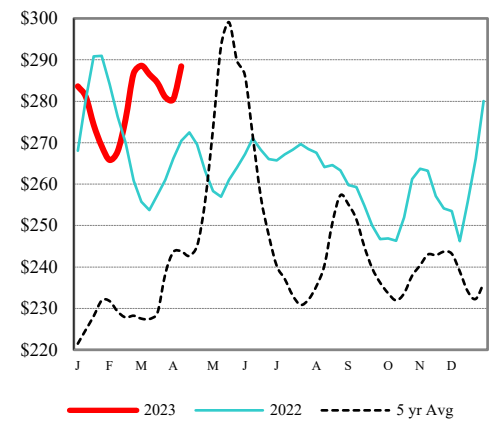
[CME LIVE CATTLE](#)

| | High | Low | Change | Settle |
|-----|--------|--------|--------|--------|
| APR | 171.78 | 170.88 | 0.30 | 171.38 |
| JUN | 164.15 | 162.55 | 0.60 | 163.70 |
| AUG | 163.33 | 161.90 | 0.60 | 162.90 |

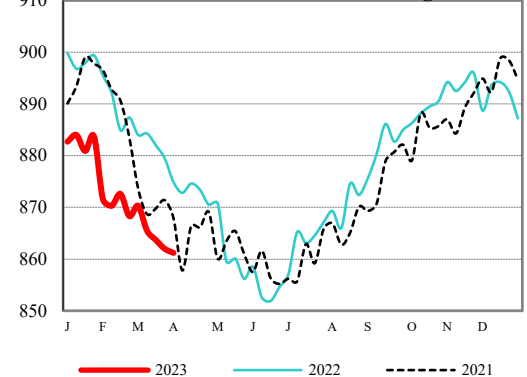
[CME FEEDER CATTLE](#)

| | High | Low | Change | Settle |
|-----|--------|--------|--------|--------|
| APR | 201.35 | 199.15 | 0.30 | 200.93 |
| MAY | 205.95 | 203.75 | 0.23 | 205.63 |
| AUG | 223.53 | 221.28 | 0.40 | 223.00 |

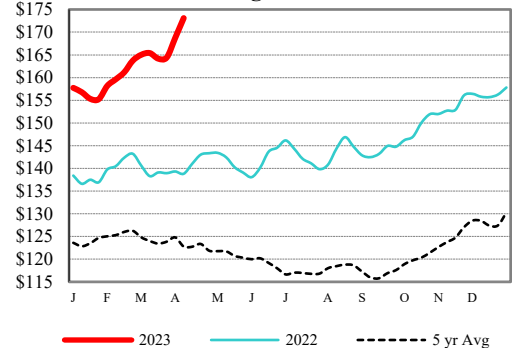
Weekly Choice Cutout



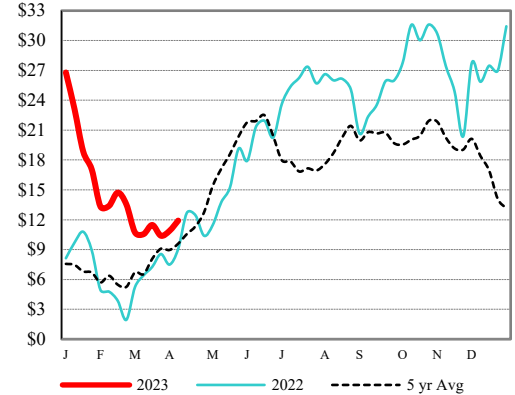
LMR Steer/Heifer Dressed Weights



5 Area Weekly Wtd Avg Steer Price



Weekly Ch/Se Spread



USDA Livestock, Poultry & Grain Market News

Des Moines, Iowa | PH 515-284-4460

Email: Desm.LPGMN@usda.gov

<https://mymarketnews.ams.usda.gov/viewReport/2870>

[USDA AMS Livestock, Poultry & Grain Market News](#)