

[AMS 2453/LM_XB403](#)

DAILY ESTIMATED CUTOUT VALUES

	Choice 600-900#	Select 600-900#	Choice/Select Spread
Current Cutout Values:	290.98	275.78	15.20
Change from prior day:	1.33	(-0.85)	
Primal Rib	456.87	410.58	
Primal Chuck	234.47	227.94	
Primal Round	226.11	227.21	
Primal Loin	399.77	361.76	
Primal Brisket	230.51	229.55	
Primal Short Plate	234.34	234.34	
Primal Flank	177.41	174.14	
			Load Count:
			Total 83
			Choice 48
			Select 7
			Trimming 6
			Grinds 21

Fresh 50% Trimmings 6 Loads @ 152.07

[AMS 2829/NW_LS441](#)

USDA BY-PRODUCT DROP VALUE (STEER) - DAILY

12.79 Change: UNCH

[AMS 2466/LM_CT100](#)

5 AREA WEEKLY ACCUMULATED WEIGHTED AVG CATTLE PRICE

As of 10:00 am	Head Count	Avg Weight	Avg Price
Live Steer	34,826	1,441	173.08
Live Heifer	16,611	1,328	173.56
Dressed Steer	12,352	948	278.62
Dressed Heifer	4,344	844	277.44

[AMS 3208/SJ_LS710](#)

DAILY CATTLE SLAUGHTER

		Saturday
Today	105,000	10,000
Week Ago	120,000	26,000
Year Ago (act)	119,000	55,000
Week to Date	593,000	603,000
Same Period Last Week	625,000	651,000
Same Period Last Year	610,000	665,000
Previous Day	Steer and Heifer 94,000 Cow and Bull 28,000	

[AMS 3209/SJ_LS712](#)

	4/8/2023 (Estimate)	Last Week (Estimate)	Last Year (Actual)
BEEF PRODUCTION			
Slaughter	603,000	651,000	665,000
Live Weights	1369	1371	1381
Dressed Weights	823	823	834
Beef Production (millions of pounds)	495	535	553.1

[AMS 2825/NW_LS410](#)

USDA BEEF CARCASS PRICE EQUIVALENT INDEX VALUE

	Choice <u>600-900#</u>	Select <u>600-900#</u>	Dressing percent:	
			<u>Steer</u>	<u>Heifer</u>
	\$270.20	\$255.50	62.87	62.82
Change	2.80	1.71		

[AMS 2455/LM_XB405](#)

USDA NATIONAL CUTTER COW CARCASS CUTOUT

217.59 0.41 90% lean: 278.81

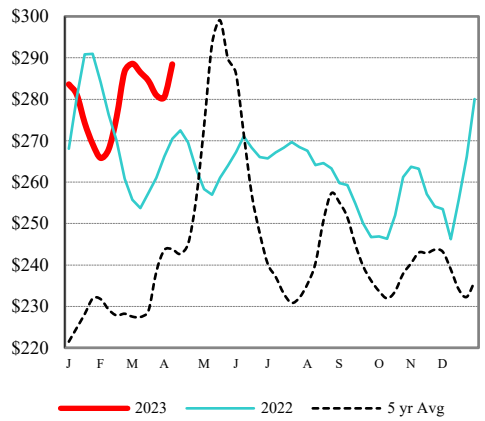
[CME LIVE CATTLE](#)

	High	Low	Change	Settle
APR				
JUN	unavailable			
AUG				

[CME FEEDER CATTLE](#)

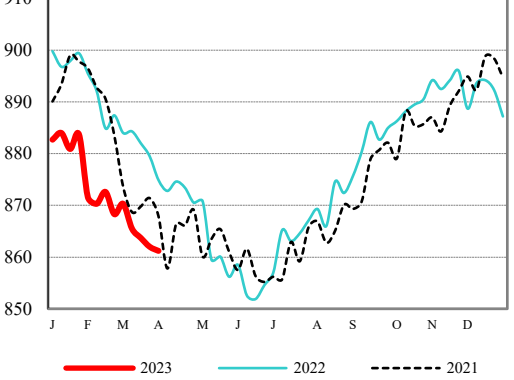
	High	Low	Change	Settle
APR				
MAY	unavailable			
AUG				

Weekly Choice Cutout



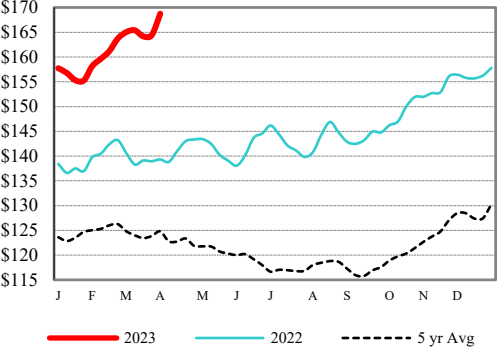
2023 2022 5 yr Avg

LMR Steer/Heifer Dressed Weights



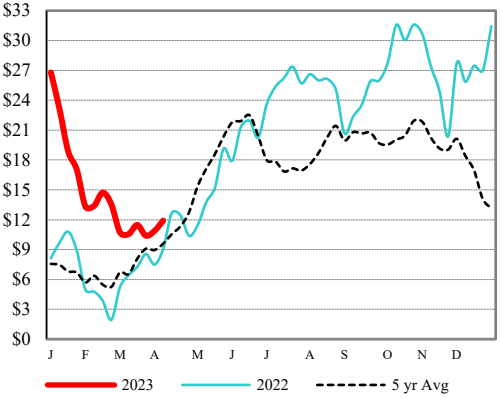
2023 2022 2021

5 Area Weekly Wtd Avg Steer Price



2023 2022 5 yr Avg

Weekly Ch/Se Spread



2023 2022 5 yr Avg

USDA Livestock, Poultry & Grain Market News

Des Moines, Iowa | PH 515-284-4460

Email: Desm.LPGMN@usda.gov

<https://mymarketnews.ams.usda.gov/viewReport/2870>

[USDA AMS Livestock, Poultry & Grain Market News](#)