

[AMS 2453/LM_XB403](#)

DAILY ESTIMATED CUTOUT VALUES

	Choice 600-900#	Select 600-900#	Choice/Select Spread
Current Cutout Values:	287.94	277.95	9.99
Change from prior day:	2.85	3.77	

Primal Rib	451.11	430.17
Primal Chuck	233.19	231.57
Primal Round	223.64	220.82
Primal Loin	395.13	366.20
Primal Brisket	228.75	226.24
Primal Short Plate	227.56	227.56
Primal Flank	180.31	173.85

Load Count:	
Total	107
Choice	71
Select	19
Trimming	8
Grinds	9

Fresh 50% Trimmings 8 Loads @ 150.91

[AMS 2829/NW_LS441](#)

USDA BY-PRODUCT DROP VALUE (STEER) - DAILY

12.79 Change: UNCH

[AMS 2466/LM_CT100](#)

5 AREA WEEKLY ACCUMULATED WEIGHTED AVG CATTLE PRICE

As of 10:00 am	Head Count	Avg Weight	Avg Price
Live Steer			
Live Heifer			
Dressed Steer	140	977	275
Dressed Heifer			

[AMS 3208/SJ_LS710](#)

DAILY CATTLE SLAUGHTER

Today	126,000
Week Ago	127,000
Year Ago (act)	125,000
Week to Date	243,000
Same Period Last Week	252,000
Same Period Last Year	246,000
Previous Day	Steer and Heifer 91,000 Cow and Bull 26,000

[AMS 3209/SJ_LS712](#)

BEEF PRODUCTION	4/1/2023 (Estimate)	Last Week (Estimate)	Last Year (Actual)
Slaughter	651,000	626,000	639,000
Live Weights	1371	1375	1380
Dressed Weights	823	825	833
Beef Production (millions of pounds)	535	515.3	530.7

[AMS 2825/NW_LS410](#)

USDA BEEF CARCASS PRICE EQUIVALENT INDEX VALUE

	Choice 600-900#	Select 600-900#	Dressing percent:	
			Steer	Heifer
Change	\$264.88	\$252.78	63.04	63.03
	1.43	1.89		

[AMS 2455/LM_XB405](#)

USDA NATIONAL CUTTER COW CARCASS CUTOUT

215.38 (-0.72) 90% lean: 275.62

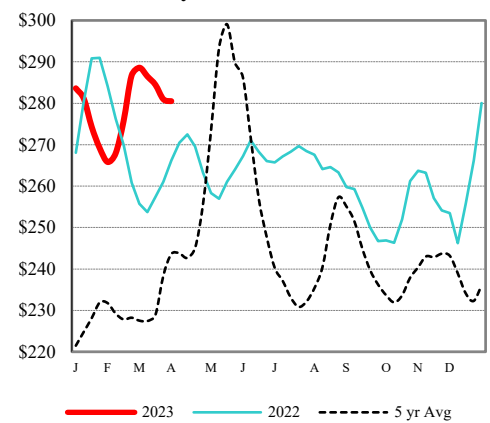
[CME LIVE CATTLE](#)

	High	Low	Change	Settle
APR	168.70	167.45	(0.53)	167.60
JUN	162.05	160.10	(1.00)	160.23
AUG	161.48	159.70	(0.98)	159.78

[CME FEEDER CATTLE](#)

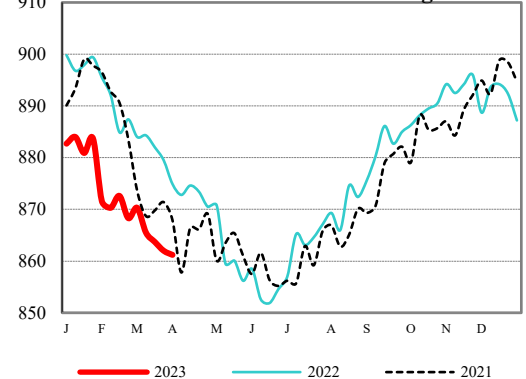
	High	Low	Change	Settle
APR	200.75	197.55	(-1.00)	197.95
MAY	205.25	202.05	(-0.88)	202.28
AUG	222.30	219.28	(-1.20)	219.50

Weekly Choice Cutout



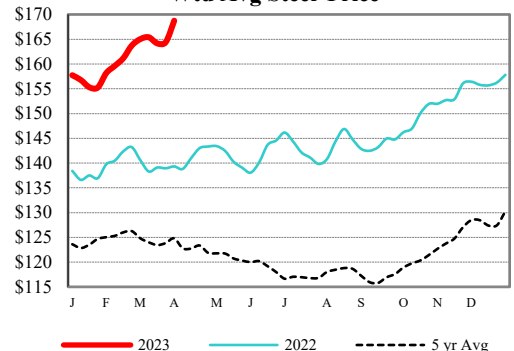
— 2023 — 2022 - - - - 5 yr Avg

LMR Steer/Heifer Dressed Weights



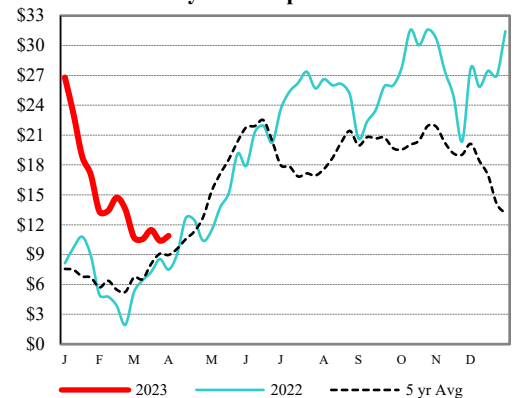
— 2023 — 2022 - - - - 2021

5 Area Weekly Wtd Avg Steer Price



— 2023 — 2022 - - - - 5 yr Avg

Weekly Ch/Se Spread



— 2023 — 2022 - - - - 5 yr Avg

USDA Livestock, Poultry & Grain Market News

Des Moines, Iowa | PH 515-284-4460

Email: Desm.LPGMN@usda.gov

<https://mymarketnews.ams.usda.gov/viewReport/2870>

[USDA AMS Livestock, Poultry & Grain Market News](#)