

AMS 2453/LM\_XB403

DAILY ESTIMATED CUTOUT VALUES

	Choice	Select		
	600-900#	600-900#	Choice/Select Spread	
Current Cutout Values:	282.07	270.72	11.35	
Change from prior day:	2.87	2.26		
Primal Rib	452.10	427.61		
Primal Chuck	226.25	218.87	Load Count:	
Primal Round	219.75	218.99	Total	90
Primal Loin	385.91	359.82	Choice	70
Primal Brisket	221.12	209.93	Select	10
Primal Short Plate	222.50	222.50	Trimming	0
Primal Flank	169.53	166.56	Grinds	9

Fresh 50% Trimmings 0 Loads @ 0.00

AMS 2829/NW\_LS441

USDA BY-PRODUCT DROP VALUE (STEER) - DAILY

12.79 Change: UNCH

AMS 2466/LM\_CT100

5 AREA WEEKLY ACCUMULATED WEIGHTED AVG CATTLE PRICE

As of 10:00 am	Head Count	Avg Weight	Avg Price
Live Steer	27,410	1,448	168.64
Live Heifer	19,324	1,317	168.97
Dressed Steer	7,886	938	270.36
Dressed Heifer	4,711	850	271.05

AMS 3208/SJ\_LS710

DAILY CATTLE SLAUGHTER

		Saturday
Today	120,000	26,000
Week Ago	108,000	16,000
Year Ago (act)	109,000	40,000
Week to Date	625,000	651,000
Same Period Last Week	610,000	626,000
Same Period Last Year	599,000	639,000
Previous Day	Steer and Heifer 98,000	
	Cow and Bull 28,000	

AMS 3209/SJ\_LS712

	4/1/2023	Last Week	Last Year
BEEF PRODUCTION	(Estimate)	(Estimate)	(Actual)
Slaughter	651,000	626,000	639,000
Live Weights	1371	1375	1380
Dressed Weights	823	825	833
Beef Production (millions of pounds)	535	515.3	530.7

AMS 2825/NW\_LS410

USDA BEEF CARCASS PRICE EQUIVALENT INDEX VALUE

	Choice	Select	Dressing percent:	
	600-900#	600-900#	Steer	Heifer
Change	\$261.70	\$248.84	63.04	63.01
	3.76	3.45		

AMS 2455/LM\_XB405

USDA NATIONAL CUTTER COW CARCASS CUTOUT

215.34 1.93 90% lean: 275.20

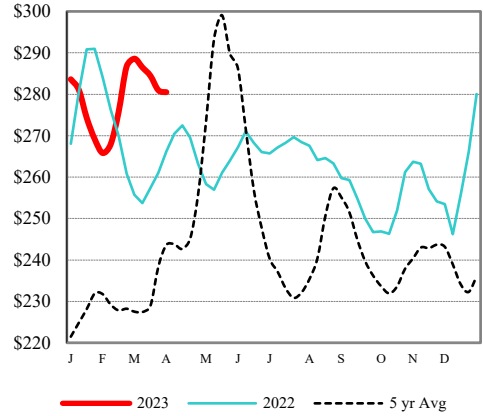
CME LIVE CATTLE

	High	Low	Change	Settle
APR	168.53	167.55	0.80	168.35
JUN	162.18	160.90	1.13	162.13
AUG	161.48	160.20	1.08	161.43

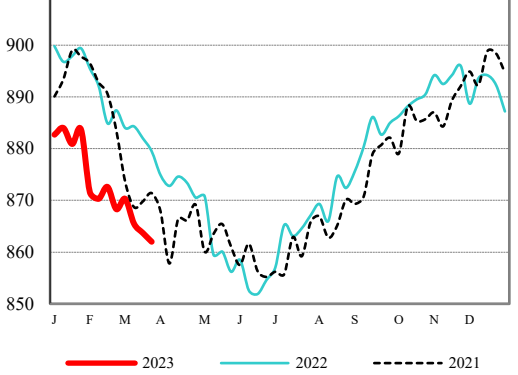
CME FEEDER CATTLE

	High	Low	Change	Settle
APR	202.25	199.83	0.93	200.83
MAY	206.85	204.53	0.80	205.25
AUG	222.88	220.70	1.28	221.98

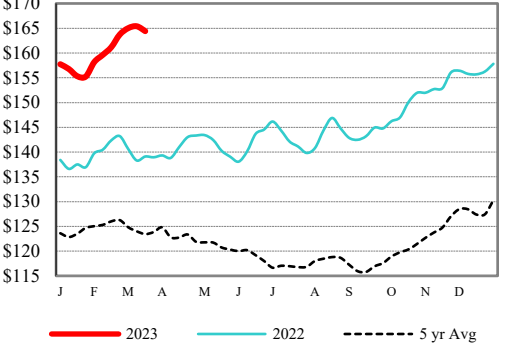
Weekly Choice Cutout



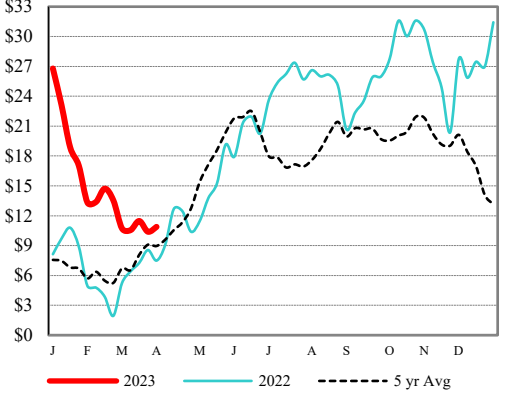
LMR Steer/Heifer Dressed Weights



5 Area Weekly Wtd Avg Steer Price



Weekly Ch/Se Spread



USDA Livestock, Poultry & Grain Market News

Des Moines, Iowa | PH 515-284-4460

Email: Desm.LPGMN@usda.gov

<https://mymarketnews.ams.usda.gov/viewReport/2870>

[USDA AMS Livestock, Poultry & Grain Market News](#)