

[AMS 2453/LM_XB403](#)

DAILY ESTIMATED CUTOUT VALUES

	Choice 600-900#	Select 600-900#	Choice/Select Spread
Current Cutout Values:	280.29	268.90	11.39
Change from prior day:	(-0.34)	(-1.46)	
Primal Rib	450.77	425.04	
Primal Chuck	222.26	219.46	
Primal Round	213.65	212.86	
Primal Loin	390.25	357.06	
Primal Brisket	217.45	214.71	
Primal Short Plate	222.36	222.36	
Primal Flank	175.11	167.36	
			Load Count:
			Total 114
			Choice 69
			Select 17
			Trimming 6
			Grinds 21

Fresh 50% Trimmings 6 Loads @ 145.57

[AMS 2829/NW_LS441](#)

USDA BY-PRODUCT DROP VALUE (STEER) - DAILY

12.79 Change: 0.03

[AMS 2466/LM_CT100](#)

5 AREA WEEKLY ACCUMULATED WEIGHTED AVG CATTLE PRICE

As of 10:00 am	Head Count	Avg Weight	Avg Price
Live Steer			
Live Heifer			
Dressed Steer	37	1,008	271
Dressed Heifer			

[AMS 3208/SJ_LS710](#)

DAILY CATTLE SLAUGHTER

Today	127,000
Week Ago	126,000
Year Ago (act)	125,000
Week to Date	379,000
Same Period Last Week	378,000
Same Period Last Year	370,000
Previous Day	Steer and Heifer 100,000
	Cow and Bull 27,000

[AMS 3209/SJ_LS712](#)

BEEF PRODUCTION	3/25/2023 (Estimate)	Last Week (Estimate)	Last Year (Actual)
Slaughter	626,000	631,000	657,000
Live Weights	1375	1376	1380
Dressed Weights	825	825	832
Beef Production (millions of pounds)	515.3	519.1	546.0

[AMS 2825/NW_LS410](#)

USDA BEEF CARCASS PRICE EQUIVALENT INDEX VALUE

	Choice 600-900#	Select 600-900#	Dressing percent:
	\$258.11	\$245.23	Steer 62.66
Change	(-0.20)	(-0.77)	Heifer 62.48

[AMS 2455/LM_XB405](#)

USDA NATIONAL CUTTER COW CARCASS CUTOUT

217.49 0.97 90% lean: 278.11

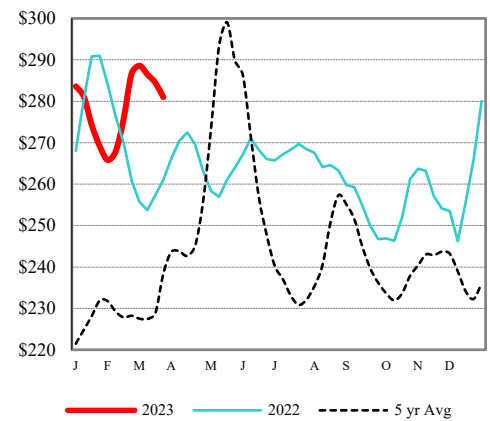
[CME LIVE CATTLE](#)

	High	Low	Change	Settle
APR	165.88	164.93	0.88	165.83
JUN	159.68	158.83	0.75	159.65
AUG	159.48	158.70	0.73	159.45

[CME FEEDER CATTLE](#)

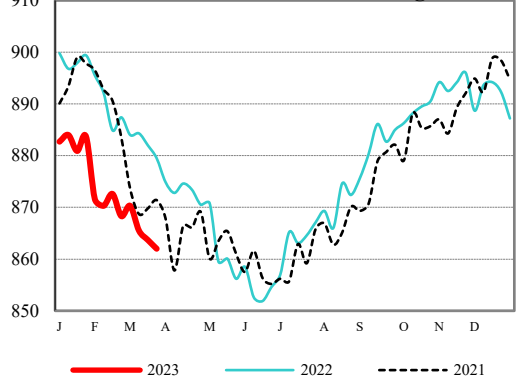
	High	Low	Change	Settle
MAR	191.85	191.38	(-0.28)	191.45
APR	198.33	196.60	0.98	198.20
MAY	202.63	200.18	1.73	202.53

Weekly Choice Cutout



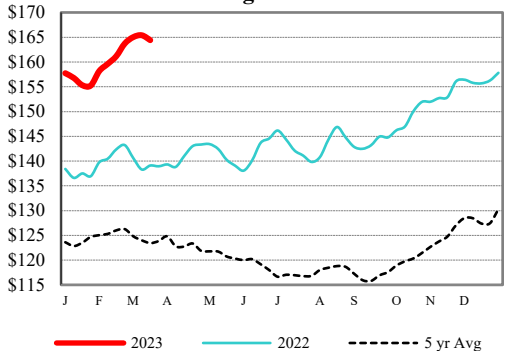
— 2023 — 2022 - - - - 5 yr Avg

LMR Steer/Heifer Dressed Weights



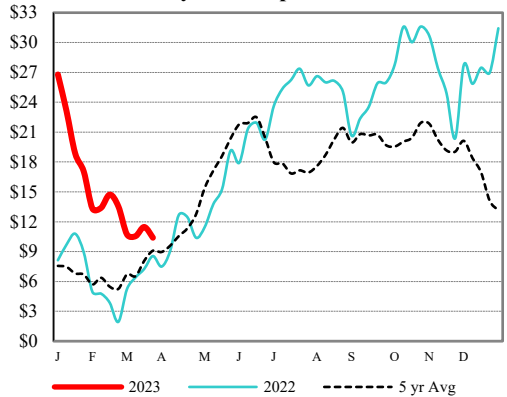
— 2023 — 2022 - - - - 2021

5 Area Weekly Wtd Avg Steer Price



— 2023 — 2022 - - - - 5 yr Avg

Weekly Ch/Se Spread



— 2023 — 2022 - - - - 5 yr Avg

USDA Livestock, Poultry & Grain Market News

Des Moines, Iowa | PH 515-284-4460

Email: Desm.LPGMN@usda.gov

<https://mymarketnews.ams.usda.gov/viewReport/2870>

[USDA AMS Livestock, Poultry & Grain Market News](#)