

[LM XB403](#)

DAILY ESTIMATED CUTOUT VALUES

	<u>Choice</u> <u>600-900#</u>	<u>Select</u> <u>600-900#</u>	Choice/Select Spread
Current Cutout Values:	221.58	208.89	12.69
Change from prior day:	0.47	1.43	
Primal Rib	365.19	333.04	
Primal Chuck	170.74	168.64	
Primal Round	162.27	163.69	
Primal Loin	316.43	278.43	
Primal Brisket	201.26	192.86	
Primal Short Plate	166.57	166.57	
Primal Flank	122.29	115.47	
			Load Count:
			Total 89
			Choice 40
			Select 23
			Trimming 12
			Grinds 14

Fresh 50% Trimmings 12 Loads @ 80.75

[NW LS441](#)

USDA BY-PRODUCT DROP VALUE (STEER) - DAILY

8.38 Change: unchanged

[LM CT100](#)

5 AREA WEEKLY ACCUMULATED WEIGHTED AVG CATTLE PRICE

As of 10:00 am	<u>Head Count</u>	<u>Avg Weight</u>	<u>Avg Price</u>
Live Steer	34,871	1,368	120.34
Live Heifer	18,417	1,222	119.95
Dressed Steer	26,122	874	192.14
Dressed Heifer	5,739	781	192.17

[SJ LS710](#)

ESTIMATED DAILY CATTLE SLAUGHTER

Today (est)	121,000		
Week Ago (est)	119,000		
Year Ago (act)	117,000		
Week to Date			
Same Period Last Week			
Same Period Last Year			
Previous Day Estimated	Steer and Heifer	Friday	Saturday
	Cow and Bull	95,000	62,000
		23,000	10,000

[SJ LS712](#)

BEEF PRODUCTION	5/11/2019	Last Week	Last Year
Slaughter	(Estimate)	(Estimate)	(Actual)
	664,000	670,000	655,000
Live Weights	1329	1334	1319
Dressed Weights	803	804	799
Beef Production (millions of pounds)	531.8	537.6	521.9

[NW LS410](#)

USDA BEEF CARCASS PRICE EQUIVALENT INDEX VALUE

	<u>Choice</u> <u>600-900#</u>	<u>Select</u> <u>600-900#</u>	<u>Dressing percent:</u> <u>Steer</u>	<u>Heifer</u>
	197.21	183.41	63.35	63.25
Change	0.18	0.35		

[LM XB405](#)

USDA NATIONAL CUTTER COW CARCASS CUTOUT

172.34 0.76 90% lean: 224.37

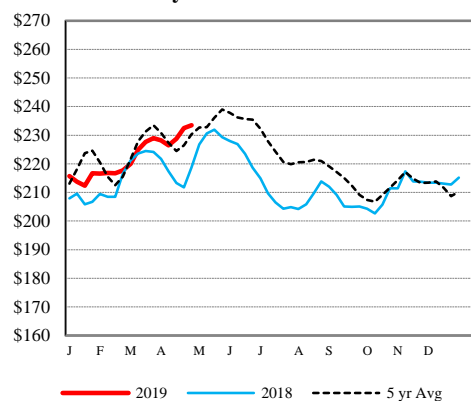
[CME LIVE CATTLE](#)

	<u>High</u>	<u>Low</u>	<u>Close</u>	<u>Change</u>
JUN	112.18	109.60	109.75	(-2.70)
AUG	108.75	106.65	106.93	(-1.97)
OCT	108.88	106.73	106.90	(-2.12)

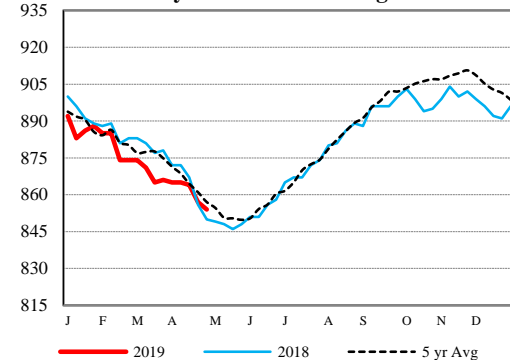
[CME FEEDER CATTLE](#)

	<u>High</u>	<u>Low</u>	<u>Close</u>	<u>Change</u>
MAY	136.95	134.70	135.05	(-2.57)
AUG	146.13	142.73	143.10	(-3.72)
SEP	147.13	143.98	144.30	(-3.47)

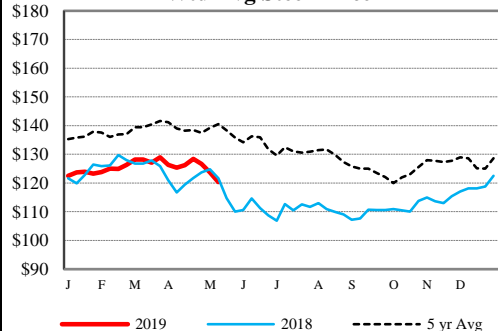
Weekly Choice Cutout



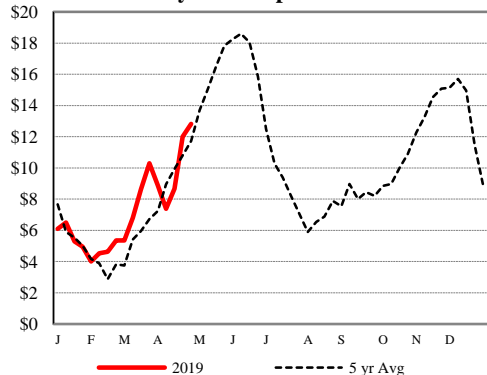
Weekly Steer Dressed Weights



5 Area Weekly Wtd Avg Steer Price



Weekly Ch/Se Spread



USDA Livestock Poultry Grain Market News

Des Moines, Iowa
Phone: 515-284-4460

Email: desm.lpgmn@ams.usda.gov

[USDA AMS Livestock, Poultry & Grain Market News Portal](#)