

[LM XB403](#)

DAILY ESTIMATED CUTOUT VALUES

	<u>Choice</u> <u>600-900#</u>	<u>Select</u> <u>600-900#</u>	<u>Choice/Select Spread</u>
Current Cutout Values:	221.11	207.46	13.65
Change from prior day:	(1.36)	0.38	
Primal Rib	362.43	334.27	
Primal Chuck	169.42	167.28	
Primal Round	162.34	162.70	
Primal Loin	318.95	275.06	
Primal Brisket	197.97	192.18	
Primal Short Plate	164.62	164.62	
Primal Flank	121.68	113.69	
		Load Count:	
		Total	111
		Choice	47
		Select	28
		Trimming	11
		Grinds	25

Fresh 50% Trimmings 11 Loads @ 82.34

[NW LS441](#)

USDA BY-PRODUCT DROP VALUE (STEER) - DAILY

8.38 Change: (-0.01)

[LM CT100](#)

5 AREA WEEKLY ACCUMULATED WEIGHTED AVG CATTLE PRICE

As of 10:00 am	<u>Head Count</u>	<u>Avg Weight</u>	<u>Avg Price</u>
Live Steer	33,828	1,367	120.40
Live Heifer	18,339	1,222	119.96
Dressed Steer	24,479	875	192.42
Dressed Heifer	4,714	783	193.31

[SJ LS710](#)

ESTIMATED DAILY CATTLE SLAUGHTER

		Saturday
Today (est)	118,000	65,000
Week Ago (est)	121,000	66,000
Year Ago (act)	120,000	56,000
Week to Date	599,000	664,000
Same Period Last Week	604,000	670,000
Same Period Last Year	599,000	655,000
Previous Day Estimated	Steer and Heifer 94,000 Cow and Bull 25,000	

[SJ LS712](#)

	5/11/2019	Last Week	Last Year
BEEF PRODUCTION	(Estimate)	(Estimate)	(Actual)
Slaughter	664,000	670,000	655,000
Live Weights	1329	1334	1319
Dressed Weights	803	804	799
Beef Production (millions of pounds)	531.8	537.6	521.9

[NW LS410](#)

USDA BEEF CARCASS PRICE EQUIVALENT INDEX VALUE

	<u>Choice</u> <u>600-900#</u>	<u>Select</u> <u>600-900#</u>	<u>Dressing percent:</u> <u>Steer</u>	<u>Heifer</u>
	198.07	183.23	63.37	63.26
Change	(1.56)	(1.50)		

[LM XB405](#)

USDA NATIONAL CUTTER COW CARCASS CUTOUT

171.58 0.13 90% lean: 223.04

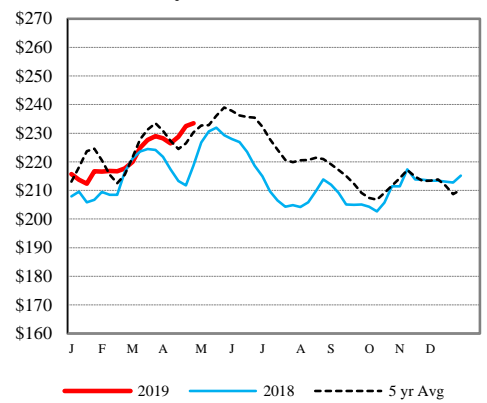
[CME LIVE CATTLE](#)

	<u>High</u>	<u>Low</u>	<u>Close</u>	<u>Change</u>
JUN	113.73	111.38	112.45	0.50
AUG	109.93	107.03	108.90	1.30
OCT	110.15	106.98	109.03	1.37

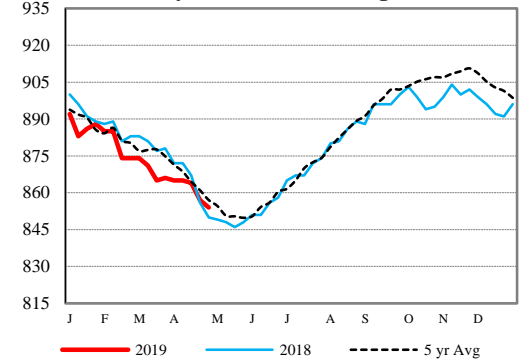
[CME FEEDER CATTLE](#)

	<u>High</u>	<u>Low</u>	<u>Close</u>	<u>Change</u>
MAY	138.38	135.50	137.63	1.37
AUG	148.10	143.38	146.83	2.35
SEP	148.98	144.43	147.78	2.50

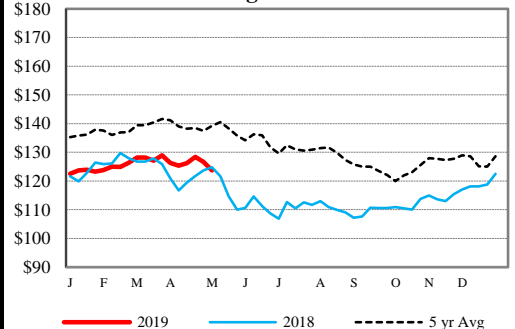
Weekly Choice Cutout



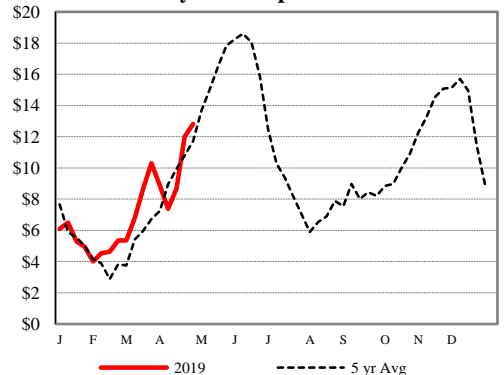
Weekly Steer Dressed Weights



5 Area Weekly Wtd Avg Steer Price



Weekly Ch/Se Spread



USDA Livestock Poultry Grain Market News

Des Moines, Iowa

Phone: 515-284-4460

Email: desm.lpgmn@ams.usda.gov

[USDA AMS Livestock, Poultry & Grain Market News Portal](#)