

[LM XB403](#)

DAILY ESTIMATED CUTOUT VALUES

	<u>Choice</u> <u>600-900#</u>	<u>Select</u> <u>600-900#</u>	Choice/Select Spread
Current Cutout Values:	222.47	207.08	15.39
Change from prior day:	(0.54)	(0.41)	
Primal Rib	364.58	335.79	
Primal Chuck	172.33	166.98	
Primal Round	162.79	161.67	
Primal Loin	320.26	273.30	
Primal Brisket	195.82	195.23	
Primal Short Plate	164.24	164.24	
Primal Flank	121.94	114.15	
			Load Count:
			Total 181
			Choice 90
			Select 27
			Trimming 7
			Grinds 57

Fresh 50% Trimmings 7 Loads @ 82.60

[NW LS441](#)

USDA BY-PRODUCT DROP VALUE (STEER) - DAILY

8.39 Change: (-0.05)

[LM CT100](#)

5 AREA WEEKLY ACCUMULATED WEIGHTED AVG CATTLE PRICE

As of 10:00 am	<u>Head Count</u>	<u>Avg Weight</u>	<u>Avg Price</u>
Live Steer	32,127	1,366	120.49
Live Heifer	16,867	1,225	120.10
Dressed Steer	23,426	875	192.63
Dressed Heifer	4,584	782	193.37

[SJ LS710](#)

ESTIMATED DAILY CATTLE SLAUGHTER

Today (est)	119,000
Week Ago (est)	122,000
Year Ago (act)	120,000
Week to Date	481,000
Same Period Last Week	483,000
Same Period Last Year	479,000
Previous Day Estimated	
Steer and Heifer	96,000
Cow and Bull	26,000

[SJ LS712](#)

BEEF PRODUCTION	5/4/2019 (Estimate)	Last Week (Estimate)	Last Year (Actual)
Slaughter	670,000	643,000	652,000
Live Weights	1334	1338	1322
Dressed Weights	804	805	798
Beef Production (millions of pounds)	537.6	516.5	519.6

[NW LS410](#)

USDA BEEF CARCASS PRICE EQUIVALENT INDEX VALUE

	<u>Choice</u> <u>600-900#</u>	<u>Select</u> <u>600-900#</u>	<u>Dressing percent:</u> <u>Steer</u>	<u>Heifer</u>
	198.07	183.23	63.37	63.26
Change	(1.56)	(1.50)		

[LM XB405](#)

USDA NATIONAL CUTTER COW CARCASS CUTOUT

171.45 (0.29) 90% lean: 222.88

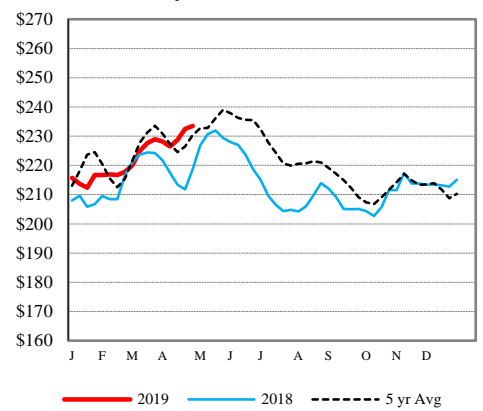
[CME LIVE CATTLE](#)

	<u>High</u>	<u>Low</u>	<u>Close</u>	<u>Change</u>
JUN	112.25	110.88	111.95	0.87
AUG	108.00	106.65	107.60	0.20
OCT	107.90	106.65	107.65	UNCH

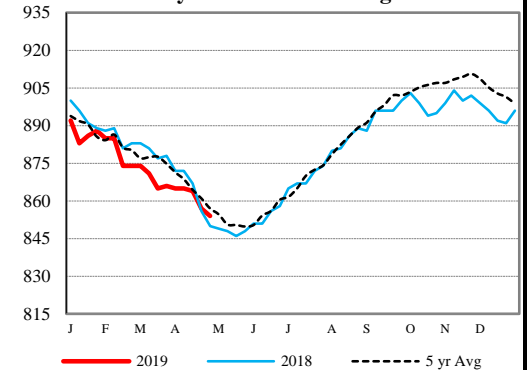
[CME FEEDER CATTLE](#)

	<u>High</u>	<u>Low</u>	<u>Close</u>	<u>Change</u>
MAY	136.50	134.48	136.25	0.47
AUG	144.85	142.65	144.48	0.60
SEP	145.85	143.50	145.28	0.42

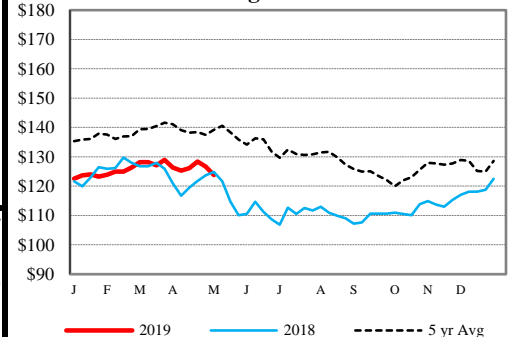
Weekly Choice Cutout



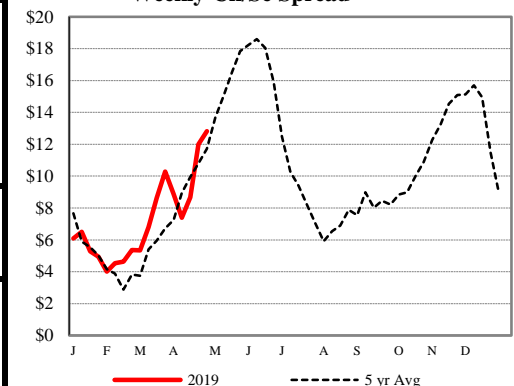
Weekly Steer Dressed Weights



5 Area Weekly Wtd Avg Steer Price



Weekly Ch/Se Spread



USDA Livestock Poultry Grain Market News

Des Moines, Iowa
Phone: 515-284-4460
Email: desm.lpgmn@ams.usda.gov
[USDA AMS Livestock, Poultry & Grain Market News Portal](#)