

[LM XB403](#)

**DAILY ESTIMATED CUTOUT VALUES**

|                        | <u>Choice</u><br><u>600-900#</u> | <u>Select</u><br><u>600-900#</u> | <b>Choice/Select Spread</b> |
|------------------------|----------------------------------|----------------------------------|-----------------------------|
| Current Cutout Values: | 223.01                           | 207.49                           | 15.52                       |
| Change from prior day: | (0.86)                           | (4.34)                           |                             |
| Primal Rib             | 378.43                           | 335.82                           |                             |
| Primal Chuck           | 171.01                           | 167.31                           |                             |
| Primal Round           | 162.43                           | 160.36                           |                             |
| Primal Loin            | 318.33                           | 276.50                           |                             |
| Primal Brisket         | 195.24                           | 195.29                           |                             |
| Primal Short Plate     | 161.96                           | 161.96                           |                             |
| Primal Flank           | 122.98                           | 116.50                           |                             |
|                        |                                  |                                  | <b>Load Count:</b>          |
|                        |                                  |                                  | Total 181                   |
|                        |                                  |                                  | Choice 86                   |
|                        |                                  |                                  | Select 54                   |
|                        |                                  |                                  | Trimming 23                 |
|                        |                                  |                                  | Grinds 18                   |

Fresh 50% Trimmings 22 Loads @ 81.34

[NW LS441](#)

**USDA BY-PRODUCT DROP VALUE (STEER) - DAILY**

8.44 Change: (-0.14)

[LM CT100](#)

**5 AREA WEEKLY ACCUMULATED WEIGHTED AVG CATTLE PRICE**

| As of 10:00 am | <u>Head Count</u> | <u>Avg Weight</u> | <u>Avg Price</u> |
|----------------|-------------------|-------------------|------------------|
| Live Steer     | 20,986            | 1,361             | 120.55           |
| Live Heifer    | 9,099             | 1,218             | 120.05           |
| Dressed Steer  | 12,326            | 884               | 194.44           |
| Dressed Heifer | 2,636             | 789               | 194.77           |

[SJ LS710](#)

**ESTIMATED DAILY CATTLE SLAUGHTER**

|                        |         |
|------------------------|---------|
| Today (est)            | 122,000 |
| Week Ago (est)         | 121,000 |
| Year Ago (act)         | 121,000 |
| Week to Date           | 362,000 |
| Same Period Last Week  | 361,000 |
| Same Period Last Year  | 359,000 |
| Previous Day Estimated |         |
| Steer and Heifer       | 95,000  |
| Cow and Bull           | 26,000  |

[SJ LS712](#)

| <b>BEEF PRODUCTION</b>               | <b>5/4/2019</b><br>(Estimate) | <b>Last Week</b><br>(Estimate) | <b>Last Year</b><br>(Actual) |
|--------------------------------------|-------------------------------|--------------------------------|------------------------------|
| Slaughter                            | 670,000                       | 643,000                        | 652,000                      |
| Live Weights                         | 1334                          | 1338                           | 1322                         |
| Dressed Weights                      | 804                           | 805                            | 798                          |
| Beef Production (millions of pounds) | 537.6                         | 516.5                          | 519.6                        |

[NW LS410](#)

**USDA BEEF CARCASS PRICE EQUIVALENT INDEX VALUE**

|        | <u>Choice</u><br><u>600-900#</u> | <u>Select</u><br><u>600-900#</u> | <u>Dressing percent:</u><br><u>Steer</u> | <u>Heifer</u> |
|--------|----------------------------------|----------------------------------|--|---------------|
|        | 199.63                           | 184.73                           | 63.45                                    | 63.36         |
| Change | (1.34)                           | (3.08)                           |  |               |

[LM XB405](#)

**USDA NATIONAL CUTTER COW CARCASS CUTOUT**

171.74 (0.01) 90% lean: 222.39

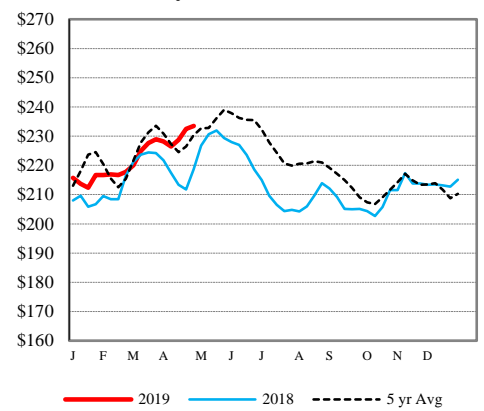
[CME LIVE CATTLE](#)

|     | <u>High</u> | <u>Low</u> | <u>Close</u> | <u>Change</u> |
|-----|-------------|------------|--------------|---------------|
| JUN | 112.80      | 110.93     | 111.08       | (-1.20)       |
| AUG | 109.50      | 107.18     | 107.40       | (-1.67)       |
| OCT | 109.60      | 107.48     | 107.65       | (-1.80)       |

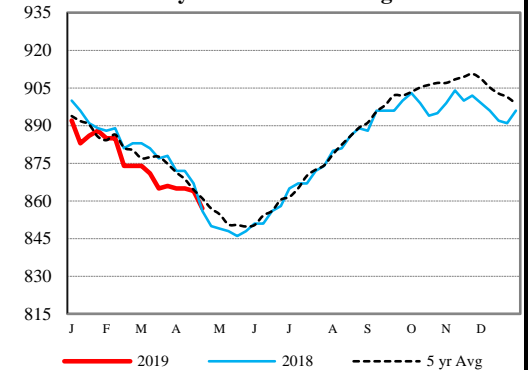
[CME FEEDER CATTLE](#)

|     | <u>High</u> | <u>Low</u> | <u>Close</u> | <u>Change</u> |
|-----|-------------|------------|--------------|---------------|
| MAY | 138.20      | 135.48     | 135.78       | (-1.52)       |
| AUG | 146.35      | 143.33     | 143.88       | (-1.72)       |
| SEP | 147.25      | 144.45     | 144.85       | (-1.62)       |

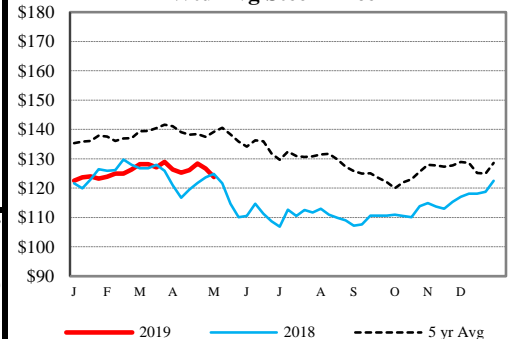
**Weekly Choice Cutout**



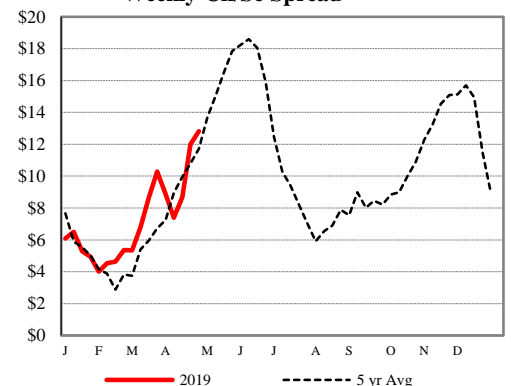
**Weekly Steer Dressed Weights**



**5 Area Weekly Wtd Avg Steer Price**



**Weekly Ch/Se Spread**



**USDA Livestock Poultry Grain Market News**

Des Moines, Iowa

Phone: 515-284-4460

Email: [desm.lpgmn@ams.usda.gov](mailto:desm.lpgmn@ams.usda.gov)

[USDA AMS Livestock, Poultry & Grain Market News Portal](#)