

[LM XB403](#)

**DAILY ESTIMATED CUTOUT VALUES**

	<u>Choice</u> <u>600-900#</u>	<u>Select</u> <u>600-900#</u>	<u>Choice/Select Spread</u>
Current Cutout Values:	223.87	211.83	12.04
Change from prior day:	(3.13)	(2.15)	
Primal Rib	378.95	351.16	
Primal Chuck	171.62	171.01	
Primal Round	161.79	160.52	
Primal Loin	320.98	281.98	
Primal Brisket	195.54	196.10	
Primal Short Plate	164.05	164.05	
Primal Flank	124.09	119.75	
			<b>Load Count:</b>
			Total 168
			Choice 95
			Select 35
			Trimming 16
			Grinds 23

Fresh 50% Trimmings 16 Loads @ 80.43

[NW LS441](#)

**USDA BY-PRODUCT DROP VALUE (STEER) - DAILY**

8.58 Change: unchanged

[LM CT100](#)

**5 AREA WEEKLY ACCUMULATED WEIGHTED AVG CATTLE PRICE**

As of 10:00 am	<u>Head Count</u>	<u>Avg Weight</u>	<u>Avg Price</u>
Live Steer	595	1,318	120.53
Live Heifer	0		
Dressed Steer	1,641	817	191.51
Dressed Heifer	80	787	195.00

[SJ LS710](#)

**ESTIMATED DAILY CATTLE SLAUGHTER**

Today (est)	121,000
Week Ago (est)	120,000
Year Ago (act)	120,000
Week to Date	240,000
Same Period Last Week	240,000
Same Period Last Year	238,000
Previous Day Estimated	
	Steer and Heifer 94,000
	Cow and Bull 25,000

[SJ LS712](#)

<b>BEEF PRODUCTION</b>	<b>5/4/2019</b> <b>(Estimate)</b>	<b>Last Week</b> <b>(Estimate)</b>	<b>Last Year</b> <b>(Actual)</b>
Slaughter	670,000	643,000	652,000
Live Weights	1334	1338	1322
Dressed Weights	804	805	798
Beef Production (millions of pounds)	537.6	516.5	519.6

[NW LS410](#)

**USDA BEEF CARCASS PRICE EQUIVALENT INDEX VALUE**

	<u>Choice</u> <u>600-900#</u>	<u>Select</u> <u>600-900#</u>	<u>Dressing percent:</u> <u>Steer</u>	<u>Heifer</u>
Change	200.97 (1.63)	187.81 (1.14)	63.50	63.41

[LM XB405](#)

**USDA NATIONAL CUTTER COW CARCASS CUTOUT**

171.75 (0.93) 90% lean: 221.93

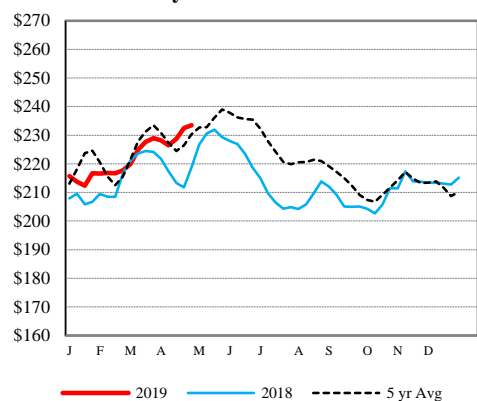
[CME LIVE CATTLE](#)

	<u>High</u>	<u>Low</u>	<u>Close</u>	<u>Change</u>
JUN	112.93	111.98	112.28	UNCH
AUG	109.53	108.55	109.08	0.67
OCT	110.13	109.00	109.45	0.57

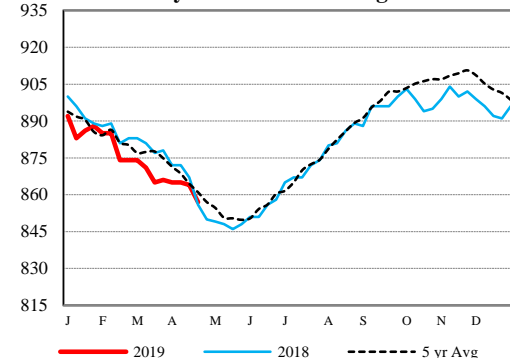
[CME FEEDER CATTLE](#)

	<u>High</u>	<u>Low</u>	<u>Close</u>	<u>Change</u>
MAY	137.875B	136.08	137.30	1.27
AUG	146.45	144.20	145.60	1.25
SEP	147.60	145.40	146.48	0.92

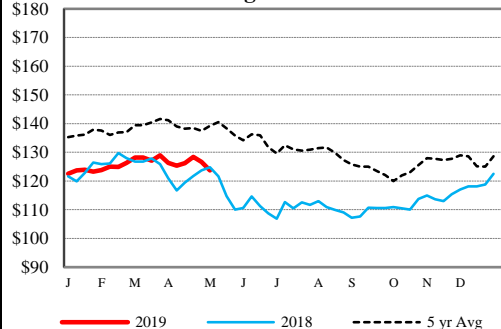
**Weekly Choice Cutout**



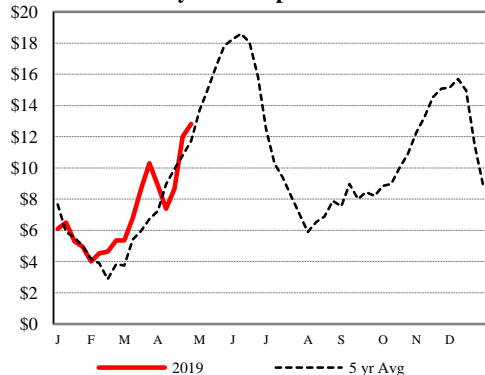
**Weekly Steer Dressed Weights**



**5 Area Weekly Wtd Avg Steer Price**



**Weekly Ch/Se Spread**



**USDA Livestock Poultry Grain Market News**

Des Moines, Iowa  
Phone: 515-284-4460

Email: [desm.lpgmn@ams.usda.gov](mailto:desm.lpgmn@ams.usda.gov)

[USDA AMS Livestock, Poultry & Grain Market News Portal](#)