

[LM XB403](#)

**DAILY ESTIMATED CUTOUT VALUES**

	<u>Choice</u> <u>600-900#</u>	<u>Select</u> <u>600-900#</u>	<u>Choice/Select Spread</u>
Current Cutout Values:	227.36	213.29	14.07
Change from prior day:	(1.44)	(1.79)	
Primal Rib	383.69	356.72	
Primal Chuck	172.60	169.85	
Primal Round	165.04	163.32	
Primal Loin	328.95	284.24	
Primal Brisket	196.24	193.42	
Primal Short Plate	167.28	167.28	
Primal Flank	123.35	118.84	
		<b>Load Count:</b>	
		Total	107
		Choice	44
		Select	34
		Trimming	9
		Grinds	20

Fresh 50% Trimmings 9 Loads @ 83.13

[NW LS441](#)

**USDA BY-PRODUCT DROP VALUE (STEER) - DAILY**

8.57 Change: unchanged

[LM CT100](#)

**5 AREA WEEKLY ACCUMULATED WEIGHTED AVG CATTLE PRICE**

As of 10:00 am	<u>Head Count</u>	<u>Avg Weight</u>	<u>Avg Price</u>
Live Steer	39,393	1,388	123.70
Live Heifer	16,896	1,250	123.34
Dressed Steer	40,239	880	198.96
Dressed Heifer	7,355	797	198.94

[SJ LS710](#)

**ESTIMATED DAILY CATTLE SLAUGHTER**

		<b>Saturday</b>
Today (est)	121,000	66,000
Week Ago (est)	114,000	51,000
Year Ago (act)	119,000	59,000
Week to Date	604,000	670,000
Same Period Last Week	592,000	643,000
Same Period Last Year	593,000	652,000
Previous Day Estimated	<b>Steer and Heifer</b> 97,000 <b>Cow and Bull</b> 25,000	

[SJ LS712](#)

	<b>5/4/2019</b>	<b>Last Week</b>	<b>Last Year</b>
<b>BEEF PRODUCTION</b>	<b>(Estimate)</b>	<b>(Estimate)</b>	<b>(Actual)</b>
Slaughter	670,000	643,000	652,000
Live Weights	1334	1338	1322
Dressed Weights	804	805	798
Beef Production (millions of pounds)	537.6	516.5	519.6

[NW LS410](#)

**USDA BEEF CARCASS PRICE EQUIVALENT INDEX VALUE**

	<u>Choice</u> <u>600-900#</u>	<u>Select</u> <u>600-900#</u>	<u>Dressing percent:</u> <u>Steer</u>	<u>Heifer</u>
	202.71	189.04	63.48	63.38
Change	(1.30)	(1.47)		

[LM XB405](#)

**USDA NATIONAL CUTTER COW CARCASS CUTOUT**

171.70 (0.18) 90% lean: 222.21

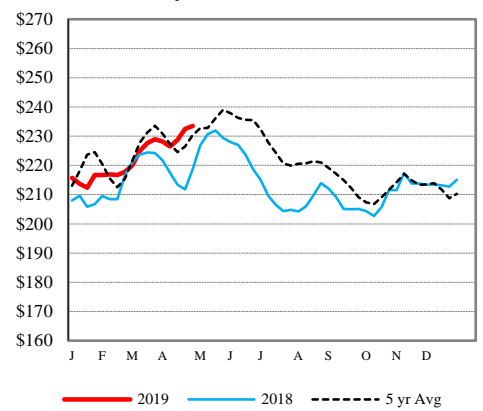
[CME LIVE CATTLE](#)

	<u>High</u>	<u>Low</u>	<u>Close</u>	<u>Change</u>
JUN	114.48	113.23	113.43	(-0.25)
AUG	110.45	109.03	109.15	(-1.02)
OCT	110.85	109.48	109.68	(-1.00)

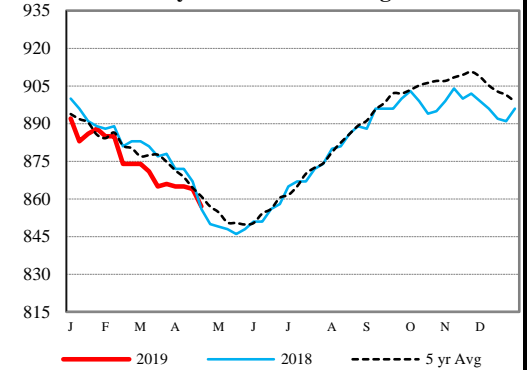
[CME FEEDER CATTLE](#)

	<u>High</u>	<u>Low</u>	<u>Close</u>	<u>Change</u>
MAY	138.88	137.08	137.15	(-1.82)
AUG	148.68	146.25	146.38	(-1.52)
SEP	149.13	147.00	147.15	(-1.35)

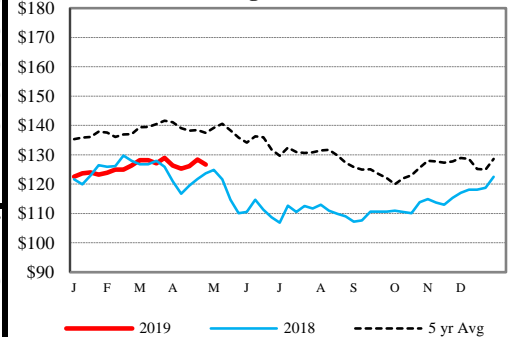
**Weekly Choice Cutout**



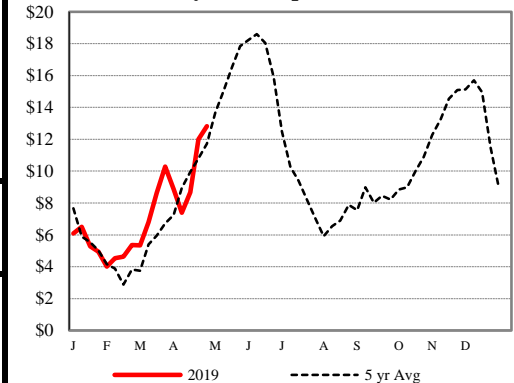
**Weekly Steer Dressed Weights**



**5 Area Weekly Wtd Avg Steer Price**



**Weekly Ch/Se Spread**



**USDA Livestock Poultry Grain Market News**

Des Moines, Iowa

Phone: 515-284-4460

Email: [desm.lpgmn@ams.usda.gov](mailto:desm.lpgmn@ams.usda.gov)

[USDA AMS Livestock, Poultry & Grain Market News Portal](#)