

[LM XB403](#)

DAILY ESTIMATED CUTOUT VALUES

	<u>Choice</u> <u>600-900#</u>	<u>Select</u> <u>600-900#</u>	Choice/Select Spread
Current Cutout Values:	228.80	215.08	13.72
Change from prior day:	(1.42)	(2.42)	
Primal Rib	387.08	359.27	
Primal Chuck	174.88	170.38	
Primal Round	166.69	165.28	
Primal Loin	328.75	287.67	
Primal Brisket	196.34	194.38	
Primal Short Plate	167.92	167.92	
Primal Flank	123.43	121.27	
			Load Count:
			Total 153
			Choice 77
			Select 30
			Trimming 12
			Grinds 34

Fresh 50% Trimmings 12 Loads @ 82.99

[NW LS441](#)

USDA BY-PRODUCT DROP VALUE (STEER) - DAILY

8.57 Change: unchanged

[LM CT100](#)

5 AREA WEEKLY ACCUMULATED WEIGHTED AVG CATTLE PRICE

As of 10:00 am	<u>Head Count</u>	<u>Avg Weight</u>	<u>Avg Price</u>
Live Steer	35,258	1,388	123.73
Live Heifer	15,936	1,253	123.41
Dressed Steer	36,920	878	199.01
Dressed Heifer	7,097	798	198.90

[SJ LS710](#)

ESTIMATED DAILY CATTLE SLAUGHTER

Today (est)	122,000
Week Ago (est)	121,000
Year Ago (act)	121,000
Week to Date	483,000
Same Period Last Week	478,000
Same Period Last Year	474,000
Previous Day Estimated	
Steer and Heifer	95,000
Cow and Bull	26,000

[SJ LS712](#)

BEEF PRODUCTION	4/27/2019 (Estimate)	Last Week (Estimate)	Last Year (Actual)
Slaughter	643,000	638,000	628,000
Live Weights	1338	1340	1325
Dressed Weights	805	803	798
Beef Production (millions of pounds)	516.5	511.4	499.6

[NW LS410](#)

USDA BEEF CARCASS PRICE EQUIVALENT INDEX VALUE

	<u>Choice</u> <u>600-900#</u>	<u>Select</u> <u>600-900#</u>	<u>Dressing percent:</u> <u>Steer</u>	<u>Heifer</u>
	204.01	190.51	63.58	63.50
Change	(1.41)	(1.90)		

[LM XB405](#)

USDA NATIONAL CUTTER COW CARCASS CUTOUT

171.88 (0.03) 90% lean: 222.46

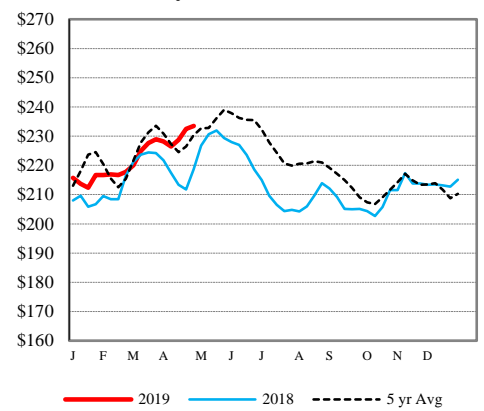
[CME LIVE CATTLE](#)

	<u>High</u>	<u>Low</u>	<u>Close</u>	<u>Change</u>
JUN	114.48	113.45	113.68	(-0.20)
AUG	111.43	110.08	110.18	(-0.80)
OCT	112.08	110.55	110.68	(-1.02)

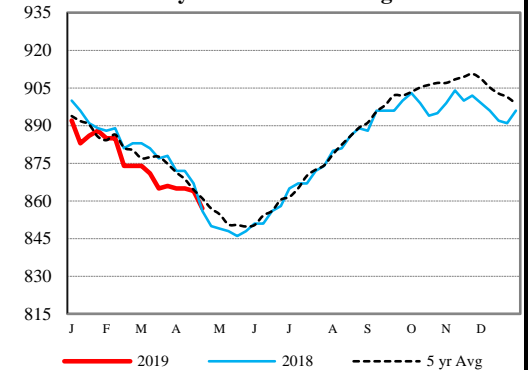
[CME FEEDER CATTLE](#)

	<u>High</u>	<u>Low</u>	<u>Close</u>	<u>Change</u>
MAY	141.55	138.85	138.98	(-2.40)
AUG	150.05	147.80	147.90	(-1.32)
SEP	150.93	148.35	148.50	(-1.80)

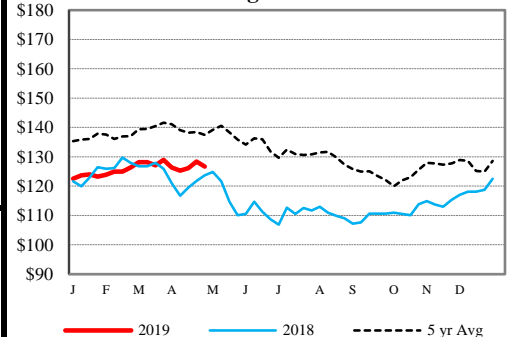
Weekly Choice Cutout



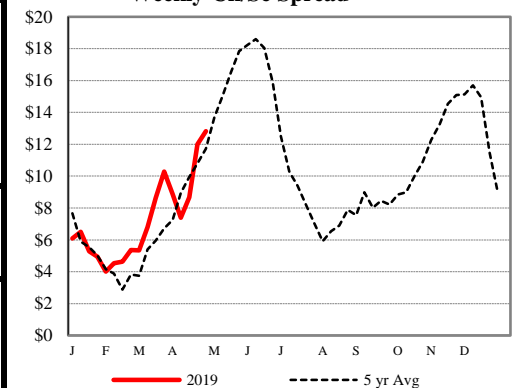
Weekly Steer Dressed Weights



5 Area Weekly Wtd Avg Steer Price



Weekly Ch/Se Spread



USDA Livestock Poultry Grain Market News

Des Moines, Iowa

Phone: 515-284-4460

Email: desm.lpgmn@ams.usda.gov

[USDA AMS Livestock, Poultry & Grain Market News Portal](#)