

[LM XB403](#)

DAILY ESTIMATED CUTOUT VALUES

	<u>Choice</u> <u>600-900#</u>	<u>Select</u> <u>600-900#</u>	Choice/Select Spread
Current Cutout Values:	230.22	217.50	12.72
Change from prior day:	(1.62)	(0.71)	
Primal Rib	387.19	357.92	
Primal Chuck	176.37	173.05	
Primal Round	168.41	166.51	
Primal Loin	330.77	294.29	
Primal Brisket	196.50	193.97	
Primal Short Plate	169.63	169.63	
Primal Flank	124.16	121.32	
			Load Count:
			Total 164
			Choice 91
			Select 29
			Trimming 14
			Grinds 30

Fresh 50% Trimmings 14 Loads @ 84.52

[NW LS441](#)

USDA BY-PRODUCT DROP VALUE (STEER) - DAILY

8.57 Change: (-0.05)

[LM CT100](#)

5 AREA WEEKLY ACCUMULATED WEIGHTED AVG CATTLE PRICE

As of 10:00 am	<u>Head Count</u>	<u>Avg Weight</u>	<u>Avg Price</u>
Live Steer	21,495	1,392	123.48
Live Heifer	7,439	1,257	123.06
Dressed Steer	18,575	873	199.65
Dressed Heifer	4,261	803	199.69

[SJ LS710](#)

ESTIMATED DAILY CATTLE SLAUGHTER

Today (est)	121,000
Week Ago (est)	121,000
Year Ago (act)	119,000
Week to Date	361,000
Same Period Last Week	357,000
Same Period Last Year	353,000
Previous Day Estimated	Steer and Heifer 95,000 Cow and Bull 25,000

[SJ LS712](#)

BEEF PRODUCTION	4/27/2019 (Estimate)	Last Week (Estimate)	Last Year (Actual)
Slaughter	643,000	638,000	628,000
Live Weights	1338	1340	1325
Dressed Weights	805	803	798
Beef Production (millions of pounds)	516.5	511.4	499.6

[NW LS410](#)

USDA BEEF CARCASS PRICE EQUIVALENT INDEX VALUE

	<u>Choice</u> <u>600-900#</u>	<u>Select</u> <u>600-900#</u>	<u>Dressing percent:</u> <u>Steer</u>	<u>Heifer</u>
Change	205.42 (1.55)	192.41 (1.10)	63.60	63.55

[LM XB405](#)

USDA NATIONAL CUTTER COW CARCASS CUTOUT

171.91 0.20 90% lean: 222.75

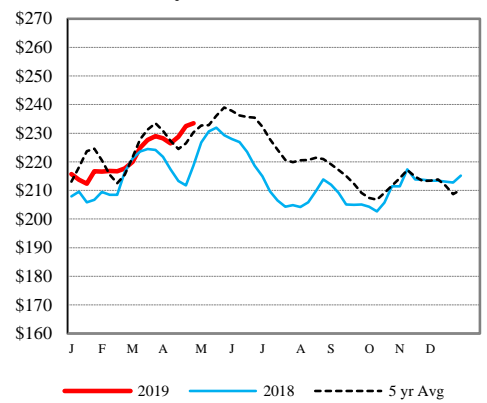
[CME LIVE CATTLE](#)

	<u>High</u>	<u>Low</u>	<u>Close</u>	<u>Change</u>
JUN	114.78	113.78	113.88	(-0.37)
AUG	112.00	110.95	110.98	(-0.80)
OCT	112.55	111.63	111.70	(-0.62)

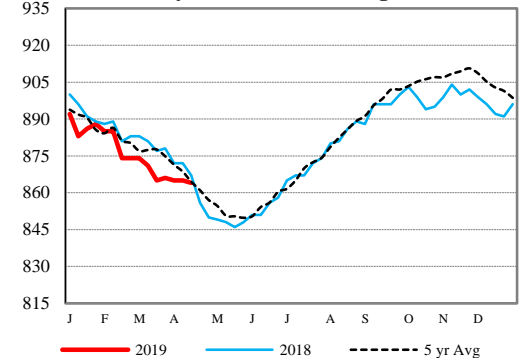
[CME FEEDER CATTLE](#)

	<u>High</u>	<u>Low</u>	<u>Close</u>	<u>Change</u>
MAY	142.58	141.15	141.38	(-0.22)
AUG	150.40	148.78	149.23	0.07
SEP	151.73	149.88	150.30	(-0.25)

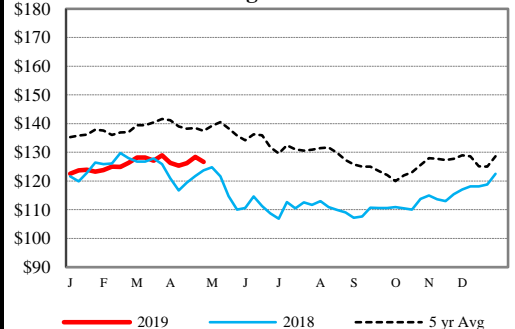
Weekly Choice Cutout



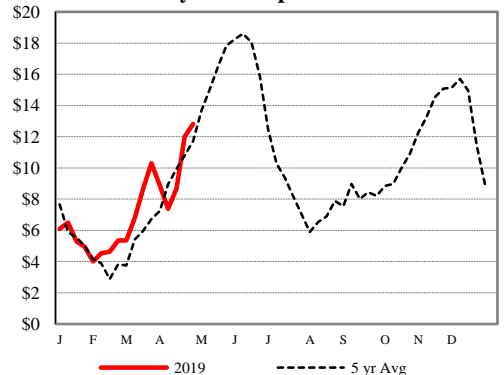
Weekly Steer Dressed Weights



5 Area Weekly Wtd Avg Steer Price



Weekly Ch/Se Spread



USDA Livestock Poultry Grain Market News

Des Moines, Iowa
Phone: 515-284-4460

Email: desm.lpgmn@ams.usda.gov

[USDA AMS Livestock, Poultry & Grain Market News Portal](#)