

[LM XB403](#)

DAILY ESTIMATED CUTOUT VALUES

	<u>Choice</u> <u>600-900#</u>	<u>Select</u> <u>600-900#</u>	<u>Choice/Select Spread</u>
Current Cutout Values:	233.14	217.72	15.42
Change from prior day:	0.15	(1.69)	
Primal Rib	392.08	357.60	
Primal Chuck	178.35	174.17	
Primal Round	170.17	169.16	
Primal Loin	336.35	291.31	
Primal Brisket	195.16	188.84	
Primal Short Plate	172.65	172.65	
Primal Flank	125.49	121.39	
			Load Count:
			Total 106
			Choice 41
			Select 26
			Trimming 26
			Grinds 13

Fresh 50% Trimmings 26 Loads @ 90.70

[NW LS441](#)

USDA BY-PRODUCT DROP VALUE (STEER) - DAILY

8.62 Change: (-0.07)

[LM CT100](#)

5 AREA WEEKLY ACCUMULATED WEIGHTED AVG CATTLE PRICE

As of 10:00 am	<u>Head Count</u>	<u>Avg Weight</u>	<u>Avg Price</u>
Live Steer	33,750	1,377	126.69
Live Heifer	17,857	1,224	126.04
Dressed Steer	19,592	891	204.58
Dressed Heifer	6,535	798	205.18

[SJ LS710](#)

ESTIMATED DAILY CATTLE SLAUGHTER

Today (est)	120,000		
Week Ago (est)	114,000		
Year Ago (act)	118,000		
Week to Date			
Same Period Last Week			
Same Period Last Year		Friday	Saturday
Previous Day Estimated	Steer and Heifer	89,000	39,000
	Cow and Bull	25,000	12,000

[SJ LS712](#)

BEEF PRODUCTION	4/27/2019	Last Week	Last Year
Slaughter	(Estimate)	(Estimate)	(Actual)
	643,000	638,000	628,000
Live Weights	1338	1340	1325
Dressed Weights	805	803	798
Beef Production (millions of pounds)	516.5	511.4	499.6

[NW LS410](#)

USDA BEEF CARCASS PRICE EQUIVALENT INDEX VALUE

	<u>Choice</u> <u>600-900#</u>	<u>Select</u> <u>600-900#</u>	<u>Dressing percent:</u> <u>Steer</u>	<u>Heifer</u>
	207.64	193.29	63.68	63.63
Change	0.20	(0.98)		

[LM XB405](#)

USDA NATIONAL CUTTER COW CARCASS CUTOUT

171.95 0.76 90% lean: 223.01

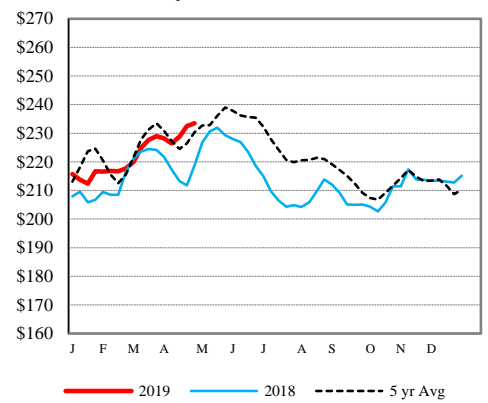
[CME LIVE CATTLE](#)

	<u>High</u>	<u>Low</u>	<u>Close</u>	<u>Change</u>
APR	125.20	124.35	124.78	0.22
JUN	115.45	114.60	114.80	(-0.25)
AUG	113.08	112.23	112.55	(-0.10)

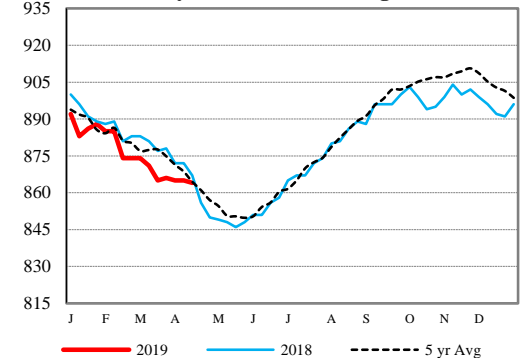
[CME FEEDER CATTLE](#)

	<u>High</u>	<u>Low</u>	<u>Close</u>	<u>Change</u>
MAY	144.65	143.00	143.40	(-0.55)
AUG	153.65	150.73	151.08	(-1.77)
SEP	154.50	152.25	152.50	(-1.35)

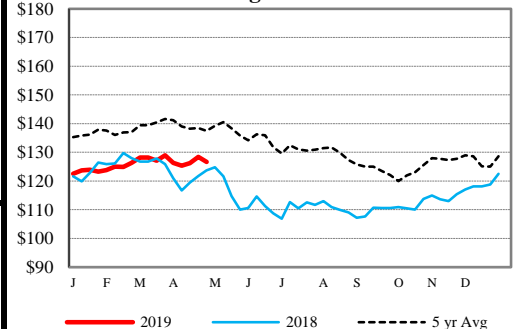
Weekly Choice Cutout



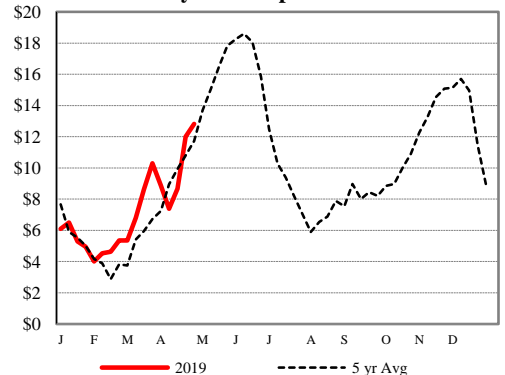
Weekly Steer Dressed Weights



5 Area Weekly Wtd Avg Steer Price



Weekly Ch/Se Spread



USDA Livestock Poultry Grain Market News

Des Moines, Iowa
Phone: 515-284-4460
Email: desm.lpgmn@ams.usda.gov
[USDA AMS Livestock, Poultry & Grain Market News Portal](#)