

[LM XB403](#)

DAILY ESTIMATED CUTOOT VALUES

	<u>Choice</u>	<u>Select</u>	Choice/Select Spread
	<u>600-900#</u>	<u>600-900#</u>	
Current Cutout Values:	232.99	219.41	13.58
Change from prior day:	0.06	(0.34)	
Primal Rib	397.27	371.97	Load Count: Total 93 Choice 52 Select 21 Trimming 0 Grinds 20
Primal Chuck	177.77	174.16	
Primal Round	169.10	169.71	
Primal Loin	335.06	291.22	
Primal Brisket	195.94	189.32	
Primal Short Plate	171.31	171.31	
Primal Flank	125.53	122.22	

Fresh 50% Trimmings 0 Loads @

[NW LS441](#)

USDA BY-PRODUCT DROP VALUE (STEER) - DAILY

8.69 Change: (-0.29)

[LM CT100](#)

5 AREA WEEKLY ACCUMULATED WEIGHTED AVG CATTLE PRICE

As of 10:00 am	<u>Head Count</u>	<u>Avg Weight</u>	<u>Avg Price</u>
Live Steer	31,160	1,372	126.75
Live Heifer	16,825	1,229	126.13
Dressed Steer	18,384	890	204.62
Dressed Heifer	6,311	798	205.25

[SJ LS710](#)

ESTIMATED DAILY CATTLE SLAUGHTER

		Saturday
Today (est)	114,000	51,000
Week Ago (est)	115,000	41,000
Year Ago (act)	114,000	37,000
Week to Date	592,000	643,000
Same Period Last Week	600,000	641,000
Same Period Last Year	589,000	628,000
Previous Day Estimated	Steer and Heifer 98,000 Cow and Bull 23,000	

[SJ LS712](#)

BEEF PRODUCTION	4/27/2019	Last Week	Last Year
Slaughter	(Estimate) 643,000	(Estimate) 638,000	(Actual) 628,000
Live Weights	1338	1340	1325
Dressed Weights	805	803	798
Beef Production (millions of pounds)	516.5	511.4	499.6

[NW LS410](#)

USDA BEEF CARCASS PRICE EQUIVALENT INDEX VALUE

	<u>Choice</u>	<u>Select</u>	<u>Dressing percent:</u>	
	<u>600-900#</u>	<u>600-900#</u>	<u>Steer</u>	<u>Heifer</u>
Change	207.52	194.35	63.70	63.65
	(1.17)	(1.37)		

[LM XB405](#)

USDA NATIONAL CUTTER COW CARCASS CUTOOT

171.19 0.15 90% lean: 221.49

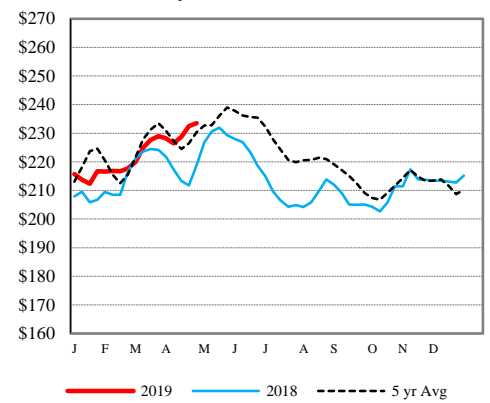
[CME LIVE CATTLE](#)

	<u>High</u>	<u>Low</u>	<u>Close</u>	<u>Change</u>
APR	125.10	123.88	124.55	0.50
JUN	115.95	114.65	115.05	(-0.32)
AUG	113.40	112.23	112.65	(-0.27)

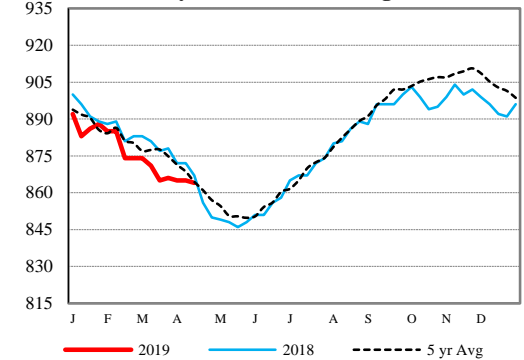
[CME FEEDER CATTLE](#)

	<u>High</u>	<u>Low</u>	<u>Close</u>	<u>Change</u>
MAY	145.45	142.98	143.95	0.40
AUG	154.98	151.93	152.85	(-0.40)
SEP	156.03	153.35	153.85	(-0.47)

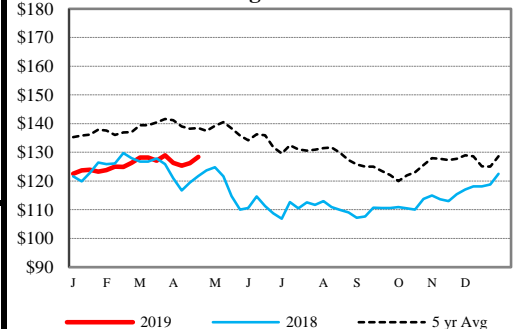
Weekly Choice Cutout



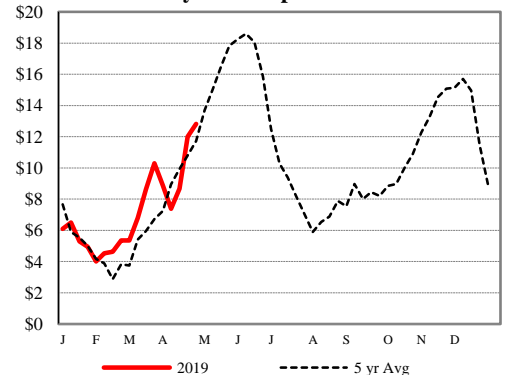
Weekly Steer Dressed Weights



5 Area Weekly Wtd Avg Steer Price



Weekly Ch/Se Spread



USDA Livestock Poultry Grain Market News

Des Moines, Iowa

Phone: 515-284-4460

Email: desm.lpgmn@ams.usda.gov

[USDA AMS Livestock, Poultry & Grain Market News Portal](#)